

# Exhibition Catalogue



QuiltNSW

## Exhibition 2024


*including the  
Sydney Quilt Show*



[www.quiltsw.com](http://www.quiltsw.com)

Follow us:





#### QuiltNSW Committee 2023/2024

Kaye Jamieson  
 Maree Gebhardt  
 Andrea Beattie  
 Angelic Parr  
 Carolyn Rawson  
 Chris Jurd  
 Sarah Fielke  
 Meredith Budd  
 Susan Reinhard  
 Louise Murphy  
 Alan Tremain

#### Exhibition Sub-Committee

Kaye Jamieson  
 Maree Gebhardt  
 Donna Boland  
 Catherine Butterworth  
 Jane Gibson  
 Carolyn Rawson  
 Cath Babidge  
 Sarah Fielke  
 Helen Hill

#### Drop Off Volunteers

Danutua Aron	Lyn Bertram
Liz Bonner	Trish Bowdler
Susan Burston	Ann Caldicott
Jill Chilton	Susanne Cody
Sandra Donovan	Maree Gebhardt
Lynn Hewitt	Janet Howse
Maralyn Iwanczuk	Kaye Jamieson
Barbara Koller	Suzanne Laird
Sandra Lyons	Alison Markham
Sharon Marley	Liesel Moulton
Lisa Redmond	Patricia Strauss
Margy Syrett	Maureen Teager
Sharon Thomson	Chris Timmins
Yvonne Williams	

Photography of Prize Winners by

Les Harvey

Les.J.Harvey@hotmail.com

#### QuiltNSW

Level 5, 276 Pitt Street, Sydney NSW 2000

Tel: (02) 9283 3737 Fax: (02) 9283 3274

Email: office@quiltNSW.com

www.quiltNSW.com

# QuiltNSW

## Sydney Quilt Show

19-22 September 2024

### Table of Contents

President's Message	2
2024 Judges	3
Costal Threads	6
Colours of Australia	9
QuiltNSW Members Challenge	16
Junior and Youth Challenge	16
State Best of Show Quilts	17
Sponsors Listing	19
Awards, Categories & Prizes	22
Members' Exhibition Quilt Listing	25
Quilts by Category	55
Index of Exhibitors	56
Commercial Quilters	57

#### QuiltNSW Raffle 2024

- 1<sup>st</sup> Prize** **Colourful Cascade** made by Sydney Modern Quilt Guild
- 2<sup>nd</sup> Prize** **Blue Hexagon Quilt** designed and made by QuiltNSW members
- 3<sup>rd</sup> Prize** **Bernette Academy Sewing Machine** – Sponsored by Bernina Australia
- 4<sup>th</sup> Prize** **Art Work** by Caroline Sharkey
- 5<sup>th</sup> Prize** **Quilters Gift Box**

The Sydney Modern Quilt Guild is delighted to have been asked to design and construct QuiltNSW's 2024 Raffle prize. Our "Colourful Cascade" is the first modern quilt to be offered as a QuiltNSW annual raffle prize. Almost 200 hundred blocks were made by the group with a loose idea for an overall design. While pondering in front of the design wall one of our members exclaimed "what a gloriously colourful cascade!" The name Colourful Cascade just stuck. We had a great time making it. We hope you enjoy this genuinely group-wide project too!

The proceeds of our annual raffle fund QuiltNSW programs such as the scholarship grants and country tutor programs

**Tickets \$2 each**

Available from the Membership Desk

**Drawn 2pm, Sunday 22 September 2024**

# President's Message

## Welcome to QuiltNSW Exhibition 2024!

On behalf of QuiltNSW, I am thrilled to welcome you to the QuiltNSW Exhibition 2024, which includes the Sydney Quilt Show! As a volunteer-driven member organisation, QuiltNSW is dedicated to promoting patchwork and quilting, bringing quilters together, and sharing valuable quilting knowledge. In today's fast-paced world, where we are always connected and expected to respond instantly, quilting offers a mindful escape—a chance to engage in a soothing, creative activity that fosters community and results in a beautiful, personal quilt.

Your presence here today is a testament to the strength and vibrancy of our quilting community. This exhibition, which celebrates excellence in patchwork and quilting, wouldn't be the same without you. Your participation and support are what make this show possible.

Our heartfelt thanks go out to our principal sponsors—BERNINA, OLFA, and CraftAlive. Your generous support has once again made this wonderful event possible. Thanks to you, QuiltNSW can offer meaningful prizes to our award recipients. You are the pillars of our quilting community, supplying us with essential materials and nurturing your own unique communities, cherished by quilters everywhere. Please take a moment to show your support for our sponsors, whose listings can be found in this catalogue and on our website.

The stunning display of quilts before you is the work of our talented members, as the Sydney Quilt Show is an exhibition exclusively for members. We are deeply grateful to all the entrants for their courage in presenting their quilts for public viewing. This year, we have the special exhibition of "The Colours of Australia" and Best of Show winners from some of our sister guilds; you will see quilts from Tasmania, South Australia, Western Australia and the ACT. We also extend our gratitude to our judges, Jenny Bacon, Deborah Laurie, and Caroline Sharkey, for their expertise, professionalism, and the time they've devoted to evaluating these incredible works of art.

Our 2024 Raffle Quilt, "Colourful Cascade" crafted by the talented members of the Sydney Modern Quilters Guild. This quilt is an improv cross-cut block in bright rainbow colours on a soft grey background. The making of Colourful Cascades was a genuinely collaborative group effort, with most SMQG sewing at least one block. We extend a sincere thank you to all the members of the Sydney Modern Quilters Guild. Alongside this Quilt, other fantastic prizes are available thanks to our generous raffle sponsors. Tickets will be on sale throughout the show.

Finally, to our volunteers—your dedication is the heartbeat of this event. Without you, this hall would be empty. The countless hours you've contributed, both before and during the show, are what make this world-class exhibition possible. Your diverse skills and can-do attitude are the backbone of this event, and the sense of community spirit you foster is truly rewarding and fulfilling.

I hope you thoroughly enjoy the exhibition. Please visit our membership desk to learn more about QuiltNSW and discover how you can get involved. Every contribution, no matter how small, helps QuiltNSW continue to thrive.

Warm regards,

Kaye Jamieson  
President  
QuiltNSW



# Sydney Quilt Show 2024 Judges

## Jenny Bacon



I have been quilting since 1972 when I did a class with the Embroiders Guild in Melbourne, we made a silk pincushion, I have never stopped. Now I make 2 sorts of quilts. Traditional quilts with appliqué borders, and art quilts, mainly abstract landscapes inspired by our local forests. They usually contain machine piecing, and hand quilting.

I did the two year training to be a quilt judge with the Quilters Guild of the British Isles and since then have judged in Europe, New Zealand and the USA, as well as a number of Australian states. It is always interesting and fun! I have made so many friends through quilting.



### After the Autumn Break

107 x 108

The Autumn Break in central Victoria usually coincides with our first rain and very settled weather. My garden turns green and the flowers flourish. It is a wonderful time of year despite the cold mornings!



# Deborah Laurie



In 2003 I started patchwork classes with Linda Butcher and soon joined Eastwood Patchwork Quilters, Hunters Hill Quilters and QuiltNSW.

American Civil War Reproductions and Modern Quilts, especially Pieced Quilts with strong colours and geometric designs, are my preferred styles. In 2012, I won the Creative Use of Colour Award at the Sydney Quilt Show.

I have enjoyed volunteering with QuiltNSW in the following areas: Frame Hire, Exhibition Secretary (2010-2013), Exhibition Subcommittee, JEPP and The

New Quilt (2021, 2024).

In 2012, I attended the 2 day Judging Workshop with a certified American Judge and hosted by Victorian Quilters and helped set up the Judges Education Program for QuiltNSW in 2015. I have had the privilege of judging both local and state quilt shows including SA Quilters Festival of Quilts 2023, the Queensland Quilters Quilt Show 2019, Australian Modern Quilt Show 2015 and the Best of Australia Quilt 2017, 2019.



## Infinity

195 x 186

One of many antique quilts that I love to replicate. It contains 3,012 triangles. Machine pieced and hand quilted. It was awarded the Creative Use of Colour Award in 2012.

The placement of triangles makes the eye move continually around the quilt.

Antique quilt by Flora Belle Glaize Henshaw and published in Quilts of Virginia 1607-1899.

# Carolyn Sharkey



Embellishing the Surface is Caroline's way of creating textures that are interesting and change the way You as the viewer look at fabric.

Stitching into the surface gives her a changing palette and adding colours brings the artwork to life.

In Caroline's art practise her approach is to chop the fabrics into small confetti styled pieces, and then mix the colours and textures to create beautiful new fabrics. She uses raw edge applique and thread painting to enhance these surfaces.

Caroline travels to teach her techniques of fabric embellishments and textured surface workshops and loves to inspire and encourage everyone to experience the creative side of Textile Art.

Caroline's publishes the online magazine The Digital Cloth and also hosts Sewing Up a Storm Retreats Australia wide.

Owner of the new community The Textile Collective.

See Caroline's art at [TEXTILERETREATS.COM.AU](http://TEXTILERETREATS.COM.AU)



## Star Talk

120 x 120

Star Talk was made after years of being at Uluru and experiencing the Star Talk during a Sounds of Silence Desert Dinner experience at her Sewing Up a Storm in the Desert Retreat. Quilt depicts Uluru at night with the Southern Cross Stars overhead.

## Photography Policy

### Please respect our members' copyright

Visitors to the exhibition are permitted to photograph the quilts for personal use and post images online or in social media provided the quiltmaker/s and designers (if applicable) are acknowledged. If you wish to photograph and publish for commercial use, please apply at the Membership desk for special permission.



# Coastal Threads Art Prize 2023

## 'Coastal Garden'

Sewing, threads, fibres, contemporary, traditional, play are the focus of this prize & exhibition. Open to all fibre, thread & textile Artists.

The Art prize accepted entries representing any use of fibre, threads & textiles and encouraged the artist to explore art quilting and textile art practices.



The poster features a light blue background with a subtle pattern of small white dots. At the top, the title 'COASTAL GARDEN' is written in a large, dark, sans-serif font, flanked by two green monstera leaves. Below the title, 'COASTAL THREADS ART PRIZE 2023' is written in a smaller, dark, sans-serif font. On the left side, there are two framed images: the top one is a quilted artwork by Elizabeth Dubbelde showing a bird in flight over a garden of colorful flowers, with the text 'By ELIZABETH DUBBELDE' below it; the bottom one is a quilted artwork showing a vibrant garden scene with red flowers and green foliage. On the right side, there is a block of text describing the prize and its theme. At the bottom right, there is a simple line drawing of a flower. At the bottom left, the text 'ENTRY FORM AT' is followed by the website 'TEXTILERETREATS.COM.AU' in a large, bold, dark font.

**COASTAL GARDEN**  
**COASTAL THREADS**  
**ART PRIZE 2023**

By ELIZABETH DUBBELDE

Coastal Gardens opens the interpretation of what this means for makers, designers and creators. The Inspiration could come from a Reef Garden, a Rainforest Coastline, Wetland Flora or even The Beach.

Open to all fibre, thread & textile Artists. The Art prize accepts entries representing any use of fibre, threads & textiles and encourages the artist to explore art quilting and textile art practices. Enter your contemporary and/or traditional art interpretations of the theme.

ENTRY FORM AT **TEXTILERETREATS.COM.AU**

## DESERT THREADS ART PRIZE

Desert Threads Art Prize 2023

'SACRED LANDS'

Spiritually Alive - Culturally Essential -  
Deserving of Respect.

Sacred Lands - Rekindle reverence for the  
land, increase respect for cultural  
diversity, stimulate dialogue about  
connections between nature and culture,  
and help protect sacred lands and diverse  
spiritual practices.

Australia's Red Centre is the ancestral land  
of Anangu.

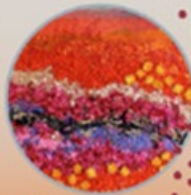
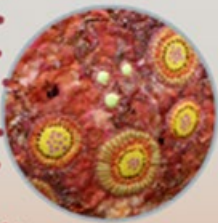
For over 30,000 years, they have been the  
protectors of this region, the Anangu have  
made their home in the lands around  
Uluru and have passed down their stories,  
songs, and language through generations.  
Open to all fibre, thread & textile Artists.

The Art prize accepts entries representing  
any use of fibre, threads & textiles and  
encourages the artist to explore art  
quilting and textile art practices.

Enter your contemporary and/or  
traditional art interpretations of the  
theme.



SACRED LANDS  
2023



[Textileretreats.com.au](http://Textileretreats.com.au)

Thank you to our sponsors; their generosity and support  
are much appreciated.  
Please support them in return.



# Coastal Threads Art Prize 2024 by Caroline Sharkey



## Coastal Threads Art Prize 2024

### ‘Tropical Colours’

Open to all fibre, thread & textile Artists. The Art prize accepted entries representing any use of fibre, threads & textiles and encouraged the artist to explore art quilting and textile art practices.

The inspiration for each quilt can be found in many places; a tropical reef, tropical colours loved by the maker, a tropical food or place.

## Special Exhibitors

# COLOURS *of Australia*

The Colours of Australia quilt tour was commenced in 1995 as a forum to show the directions in Australian quilting. The following excerpt from the book "Colours of Australia - Directions in Quilt Making"

'Colour is the single most striking feature of Australian quilts; their strength of colour, range of hues, and exciting combinations set them apart from quilts from other countries. The theme, Colours of Australia, was intended to provide a wide spectrum of possible interpretations that embody colours and symbolism that are uniquely Australian.'

QuiltNSW invited quiltmakers to interpret the theme of the Colours of Australia using traditional or contemporary techniques. 170 quiltmakers from around Australia, New Zealand, and the United Kingdom submitted quilts, of which 40 were selected and purchased by the Quilters Guild of NSW for a 5-year nationwide tour and book.

The Arts Council of Australia arranged for four self-contained exhibitions of ten quilts to travel Australia. They were exhibited in public foyers, shopping centres, libraries, civic spaces, and schools nationwide. It is estimated that several hundred thousand people have viewed the exhibitions, and they are on display again for your enjoyment at this year's Sydney Quilt Show.

The collection toured throughout Australia from 1995 until 1999, serving as a platform to show the direction of Australian quilt-making. It is estimated the exhibitions were viewed by several hundred thousand people. This Quilt Collection is as relevant today as it was 30 years ago, a testament to the skill of its makers as 2024 is the 30th anniversary of the Colours of Australia collection this is an appropriate time to display them again for your enjoyment at this year's Sydney Quilt Show.

Colour of Australia Floor Talks Friday Saturday and Sunday 12.30 – 12.45 each day.

# Colours of Australia

## Blackened Beauty

90 x 125

Leonie Andrews

The January bushfires in 1994 had a tremendous impact on people's lives. Newspapers emphasised the sensational rather than the effect on people's lives. My quilt develops these ideas and my reactions to such insensitivity.

**Materials:** cotton, acetate, polyester, silk-screened printed cotton

**Techniques:** machine-piecing, free form machine appliqué, machine embroidery, hand quilting

## Just Leaves

125 x 90

Judy Day

Outside my window is a beautiful tree. As the golden sunlight shines through its leaves, it echoes the colours of the nearby bushland. To capture the great variety of greens and golds I discovered as I studied my tree, I used over 150 fabrics in 450 appliquéd leaves.

**Materials:** cotton, polyester batting

**Techniques:** hand appliqué, hand piecing

## From a Distance

125 x 90

Kerry Gadd

My starting point in this quilt is yellow, the colour of the desert. It provides the contrast for all the other colours, brightening and highlighting as it interacts with the greens and blues of the fertile areas and the blue of the ocean. Hints of red move through the colours, suggesting heat.

**Materials:** cotton, pellaon batting

**Techniques:** machine piecing onto a foundation, tying

## Urban Landscape

125 x 90

Judy Hooworth

The effect of human intervention on the landscape interests me. The bright colours and graphic patterning of the paraphernalia associated with the road and sewerage works in my suburb offer a continuing source of inspiration.

**Materials:** cotton, pellaon, batting (doubled)

**Techniques:** machine piecing, machine appliqué, applied crayons, hand quilting, machine quilting

## Convicts & Soldiers - First Settlement

125 x 90

Val Nadin

The traditional 'Beggar's Block' provides the basis for my quilt although the traditional form has been changed and distorted. I have employed considerable symbolism in my choice of materials and colour, using black and white stripes, arrows and sacking to suggest the clothing of convicts of the early European settlement. The jackets and crossed bandoliers of the soldiers are represented by the colours red and white, while the use of silk hints at military decorations.

**Materials:** silk, sacking, cotton, polyester

**Techniques:** machine piecing, machine quilting

## Queensland's Blue Lightning

90 x 125

Lorraine Scouler

I am fascinated by the colours in the boulder opals found in Queensland. These poor cousins of the more popular opal reveal a brilliant blue, contrasting with a subdued brown from the surrounding rock.

**Materials:** cotton, polyester, satin, polyester batting

**Techniques:** machine piecing, machine quilting



## Forest III 125 x 90

### Joy Serwylo

The colours deep within the Dandenong Ranges in Victoria where I live are not the greens of first glance, but a myriad of greens, oranges, pinks and browns. Inspired by these colours, I am compelled to move away from my love of the life-ordering quality of the traditional quilt, and to paint and draw with fabrics to capture the magic.

**Materials:** cotton, polycotton, hand-dyed and printed cotton

**Techniques:** collage secured by free-motion quilting

## Country Colours 90 x 125

### Merle Thatcher

My home in central Victoria is surrounded by tall gums and lovely wattle, with many varieties of birds and Australian fauna. This quilt expresses my love of the country, the beauty of everything Australian. Uluru, an essential part of any Australian landscape, is central to the design.

**Materials:** cotton, polycotton, dyed and bleached fabrics

**Techniques:** hand pieced, appliqué, embroidery, hand quilting

## Red Rock - Uluru 90 x 125

### Sue Wademan

The red rock dominates my quilt, reflecting my view that this landmark must be preserved and protected for future generations. Shimmering images are part of the desert landscape.

**Materials:** silk, hand printed fabric from the Tiwi tribe, antique beads, brocades, chiffon

**Techniques:** strip piecing, free machine embroidery, machine quilting, layering, collage

## Crabs & Mangroves 125 x 90

### Pam Winsen

"Crabs and Mangroves" is my gentle reminder of the importance of our littoral areas and the beauty we must all strive to preserve. I enjoyed investigating this design, changing its orientation, size and interaction many times before actually committing it to fabric.

**Materials:** hand dyed cotton, chiffon

**Techniques:** machine piecing, raw edge applique, machine embroidery

## Rhythm of the Reef 90 x 125

### Elizabeth Bren

The Great Barrier Reef, with its varied depths of colour, banded reefs, swirling surf and dappled shallows, shows a quilt like quality in aerial photography. My quilt reflects this, capturing the feel of the reef from the sky. I introduced new textures and techniques to my work, gaining inspiration from the textured fabrics in a mother-of-the-bride dress from a secondhand clothing shop, and succeeded in taming various shades of aqua satins and synthetics for my complex curved piecing design.

**Materials:** cotton, synthetics, satin, hand marbeled silk, polyester batting

**Techniques:** machine piecing, hand quilting, machine quilting

## I Was Thinking It Might be a Dust Storm 90 x 125

### Helen Brook

My quilt is a representation of the atomic testing carried out by the British Government in the Australian desert at Maralinga: the "Black Mist" disaster. The hot colours of the fireball signify the force of the bomb and also the turmoil felt by the First Nation people as they endured sickness, death and relocation because of the poisoned air and land. The peaceful area, depicting new growth and sunshine is a sign of hope with the news that the British Government has agreed to contribute nearly half of the cost of decontaminating the radioactive waste left at Maralinga. I have recorded on the quilt what the uninformed First Nation people saw and their confusion at the time of the bombing.

**Materials:** hand dyed cotton

**Techniques:** machine piecing, machine quilting, machine embroidery

## A Land of Volunteers - True Oz Spirit 90 x 125

### Dale Brown

Whatever the disaster, man-made or natural, I am always impressed by the availability of volunteers there to "help a mate" in the true Aussie spirit. When the chips are down in drought, floods, fire or cyclone, someone is there to help. My quilt pays tribute to all these volunteers.

**Materials:** cotton, polycotton, stars, beads

**Techniques:** strip piecing, reverse applique, applique

## Hidden Landscapes 125 x 90

### Bronwen Gibbs

Blue and gold in landscapes has long been overlooked as very Australian. Blue sea, yellow sands, golden dry grass in our white summer light all provide this wonderful combination of colour. Dyeing and photocopying with an overlay of the quilting stitch have captured the image of rolling waves and swaying marrum grass.

**Materials:** hand printed and dyed cotton, cotton batting

**Techniques:** Gocco printing, machine piecing, machine quilting

## Torallie in Bombala 125 x 90

### Narelle Grieve

At Bombala in New South Wales is a wonderful old picture theatre. The pressed tin on the walls and ceiling of the building took my breath away. With a penchant for wholecloth quilts, I had to transform those wonderful designs on the tin into a quilt, using stipple quilting at the end to achieve the pressed tin effect.

**Materials:** synthetic silk, cotton backing, polyester batting

**Techniques:** Wholecloth work, hand quilting, stipple quilting

## Expired Pyre 125 x 90

### Wendy Holland

The colours that surrounded me in January 1994 were blacks and browns, greys and deep ochres. Using treasured Italian fabrics, playing subtleties of shade and tone, I have recorded a symbolic personal response to the bushfires rather than a literal interpretation.

**Materials:** silk, satin, cotton, velvet, mother of pearl buttons, flannelette batting

**Techniques:** stitching straight on to the backing through the batting

## Australia - The Eye of the World is Upon You 125 x 90

### Helen Lucy Howe

On a backdrop of colours representing our lifestyle in the sunny outdoors, my quilt includes all of those recognisable icons that are uniquely Australian. With Sydney Olympics 2000 just around the corner, and the world's fascination with our flora and fauna, I was overwhelmed with ideas to include in my design. I chose my favourites, including the First Nations flag in the corners of the quilt, capturing some of the essence of Australia. The world is watching you, Australia, and waits for the year 2000 to unfurl.

**Materials:** cotton, silk, polyester batting, embroidery threads, Isafil nylon for quilting

**Techniques:** machine-piecing, machine appliqué, machine embroidery, machine quilting

## ANZAC 125 x 90

### Margaret Rolfe

On ANZAC Day, Australians as a nation remember the soldiers who landed at Gallipoli in World War I. Frank Rolfe, my husband's father, did return from World War I. This quilt outlines his youthful face on a backdrop of woollen rectangles. My husband wrote his father's story on the back of the quilt.

**Materials:** woollen and cotton fabrics, wool

**Techniques:** machine piecing, hand embroidery, machine quilting, tying

## Summertime 125 x 90

### Alysoun Ryves

Politicians in Australia would love our country to be known for its vocation ethic, but I think we have a wonderful vacation ethic instead. My quilt captures memories of many enchanted vacations spent enjoying the sun and celebrating life.

**Materials:** cotton, polycotton, embroidery thread

**Techniques:** piecing, appliqué, reverse appliqué, hand quilting

## Together in Harmony 90 x 125

### Adina Sullivan

Australia is depicted a two women, one First Nation and one of European descent, dancing with their hands linked. They dance together but differently, revealing the variety their cultures bring to Australia as a whole.

**Materials:** cotton, cotton/polyester batting

**Techniques:** hand piecing, hand appliqué, machine appliqué, machine quilting

## My Ultimate Challenge

125 x 90

Anna Alford

So much of Australia's architectural heritage deserves to be celebrated. I have chosen Maryborough Railway Station, surrounding it with wattle, the focus of the Maryborough Wattle Festival, and other wild flowers.

**Materials:** cotton, Aida cloth, embroidery threads

**Techniques:** machine piecing, hand appliqué, blackwork

## From Today

125 x 90

Sandra Burchill

Some of my fabrics reflect memories of a visit to Sydney in 1993 - a toile, a sailing ship fabric and a rock pattern. These formed the building tool as I constructed my quilt with Captain Phillip as the central figure from the past surrounded by present buildings, and all framed by a golden future, peeling back to the present.

**Materials:** Australian toile, cotton, lurex

**Techniques:** machine piecing, machine appliqué, hand appliqué, hand quilting

## Keep the Aspidistra Flying

90 x 125

Nola Gibson

When I think of Australia's history, I not only think of our First Nation heritage and the First Nation connection with the earth and sky, but also of our English connections, reflected in the potted aspidistras, which are very English and always make me think of Victorian drawing rooms.

**Materials:** cotton, permanent textile ink, crochet cotton

**Techniques:** airbrushing, hand quilting

## EIW 448

125 x 90

Jennifer Lewis

EIW 448 is the number plate of our four-wheel drive which takes us to remote places throughout the outback. I enjoy the images of the outback, their vibrant rich colours and the myths surrounding them. My quilt emerges, reflecting my emotions and innermost feelings - memories of the environment.

**Materials:** cotton, polycotton

**Techniques:** hand appliqué, machine appliqué, hand piecing, embroidery

## Bush Textures

125 x 90

Wendy Lugg

I like to use my artistic techniques as a means of expressing an idea. To achieve the impression of the changing colours of the Australian bush, I have constructed my quilt using crazy strip-piecing, a technique that has evolved as my forest series developed, enhanced, with printing and overprinting.

**Materials:** cotton, polyester, fabric printing ink

**Techniques:** machine piecing, machine quilting, hand printing

## Flames, Ash, Embers

125 x 90

Barbara Macey

My quilt celebrates a narrow escape from a bushfire 25 years ago. My clothes were scorched by red-hot gum leaves carried along by gale force winds. I wanted to create the atmosphere of flames racing through the grass and up the trees, with masses of hot debris flying through the air. The beginning of the fire is captured in the strong red border, with the inner panel representing the ash and embers after the fire had passed.

**Materials:** cotton, synthetic, hand-printed fabric

**Techniques:** pressed piecing, machine quilting, fabric printing

## Red Earth, Blue Sky

90 x 125

Roslyn Moules

A visitor to Australia, flying over Darwin for the first time, sees vast expanses of red-brown earth and the blue, blue sky. Warmed by the sun and bathes in its light, these images form lasting impressions, captured in my quilt.

**Materials:** cotton, cotton blend

**Techniques:** free motion machine quilting

## The Years That Were That Should Never Have Been

125 x 90

Laraine Pickett

So many of my emotions are expressed in this, my first quilt. I was inspired to begin because of my deep feelings for those who served in Vietnam and the recognition of their plight as they fought for acceptance and a place in Australian history.

**Materials:** cotton, printed cotton, army shirt and badges

**Techniques:** machine piecing, hand quilting



## Parrots in the Trees - Colour and Movement 90 x 125

Wendelee Weis

Eating breakfast each morning, I am surrounded by a riot of noise and colour as the native birds join me. Fighting for space on the feeders, they jostle and argue with each other in a dazzling whirl of colour. I wanted to capture this sensory delight in my quilt, using the black background to highlight my pallet of colour.

**Materials:** velvet, Dupion silk, satin, silk thread

**Techniques:** ruching, piecework, appliqué, hand quilting

## Origins 125 x 90

Anna Brown

Sailing the Whitsunday Passage, I found peace and a revitalisation for my mind and body. My quilt is a collection of my thoughts: of the beauty of the waters contrasting with the earth and the forbidding yet alluring outback.

**Materials:** silk, polyester, cotton

**Techniques:** machine piecing, hand quilting

## Spring Morning 125 x 90

Eileen Campbell

While overseas, one of the things I missed most was the song of the magpies in the early morning. To me, it is truly the essence of everything Australian: sunshine-filled mornings, the noises of the bush and freedom, the contrast of black and white against the soft tones of the bush.

**Materials:** cotton

**Techniques:** machine appliqué, embroidery, machine quilting

## NWWA 125 x 90

Annette Claxton

I made this quilt after a very enjoyable trip to north-western Western Australia, travelling by road through the Kimberleys and the Bungle Bungles to the west coast, Broome and Coral Bay. The quilt shows the red earth, the stripes of the Bungle Bungles and the turquoise sea.

**Materials:** cotton, polyester batting

**Techniques:** machine piecing, machine quilting

## Hollow Mountain Layers 90 x 125

Susan Cunningham

In the Grampians is the mysterious and haunting Hollow Mountain. I wanted to explore the many facets of this intriguing area with its caves and chasms, rich colours, surreal rock formations and patterns.

**Materials:** calico, organdie, chintz, cotton

**Techniques:** hand painting, hand printing, appliqué, machine embroidery, free machine quilting

## Under the Big Top 125 x 90

Kerrilyn Gavin

Humour has always been a popular form of political commentary in Australia. Living in Canberra, it is impossible to avoid politics. After our local government banned circus performances, my quilt suggests that our political circus continues to be a showcase of entertainment for the whole nation.

**Materials:** cotton

**Techniques:** machine piecing, machine appliqué, hand appliqué, machine quilting

## Made in Australia 125 x 90

Pat Hagan

The theme really captured my imagination. I thought about multiculturalism and the different people in our society and, of course, their babies. With real babies as models (photos only), I fashioned my nine little people to rest on pillows, creating a three-dimensional effect.

**Materials:** cotton, polycotton, lace, cotton batting

**Techniques:** appliqué, embroidery, painting, soldering silver safety pins

## Up...Down...All Around 125 x 90

Dianne Jones

I am fortunate to live in a national park, surrounded by a marvellous canopy, amazing rock formations and exquisite ground coverings of flowers and grasses.

This quilt evokes the colours of my particular environment - the vast blue sky, blue-green mountains, grey rocks and soft pink sandstone.

**Materials:** hand dyed and painted cotton, silk, corduroy

**Techniques:** appliqué, machine piecing, machine embroidery, machine quilting

## And See Who Salutes

90 x 125

**Judy McDermott**

With a supply of flag bunting and an irrepressible sense of humour, I set about putting my thoughts on banana republics and changing flags together. The quilt works on all levels, with the subtle inclusion of the stars of the Southern Cross only seen at close range, while the banana remains the overriding feature, seen at any distance.

**Materials:** cotton, gold fabric, flag bunting, wool batting

**Techniques:** reverse appliqué, machine piecing, dyeing, hand quilting, machine quilting, tying

## Forest Fury

125 x 90

**Jan Tregoweth**

Memories of Ash Wednesday in South Australia in 1983 are recorded in my quilt as I vividly remembered the colours of destruction and the blackened landscape. Using the tuck technique and painted fabric, I wanted to capture the power and the fury of the fire, as it destroyed everything in its path.

**Materials:** cotton, vilene, wool batting, acrylic paint

**Techniques:** strip piecing, tucking, machine quilting, painting

## Sydney

125 x 90

**Alison Muir**

A quotation from "The Road to Coorain" by Jill Ker Conway, inspired me to capture the essence of Sydney: the beaches, the city buildings, and the vegetation. As I attempted "to let go all the rules" in making the quilt, I found that the use of fraying fabrics allowed the quilt to develop over time and with friction and tension, to change.

**Materials:** silk, polycotton, cotton

**Techniques:** machine appliqué, machine quilting

**Thank you to our sponsors; their generosity and support  
are much appreciated.  
Please support them in return.**

# QuiltNSW Members Challenge

## A Song Title

QuiltNSW members are challenged each year to make a small quilt based on a theme. The theme for 2023 was "A Song Title".

The quilts must consist of 3 layers and be 40 cm X 40 cm, any construction method and materials can be used.

The Suitcase Challenge quilts are retained by QuiltNSW for 2 years and form a travelling exhibition which is available for groups and organizations to borrow for events and exhibitions.

## Junior and Youth Challenge

The purpose of this challenge is to encourage juniors and youth to become involved in the art of patchwork and quilting. The challenge is free to enter and open to both members and non-members.

Entrants may enter one quilt block with no side smaller than 25 cm or larger than 30 cm. There is no limit to the colours, materials, construction methods or designs that may be used. You can use any technique or medium. All quilt blocks must contain a stitched component either by hand, machine, or both. The block may consist of smaller blocks stitched together to create a block that fits within the size restraints. The block is not to include quilting or binding. If the entrant is young, they may have the assistance of an adult to create their entry.

There are 2 categories, Junior (up to year 6) and Youth (year 7 to 12). First, second and third prizes will be awarded for both categories. All prize winners receive a rosette and cash prize.

The Junior & Youth Block Challenge will return in 2025.



# State Best of Show Quilts

## SOUTH AUSTRALIA

Red and White Delight

Chris O'Brien

230 x 230

My quilt was made for the special Red and White Category to celebrate SA Quilters' 40th Birthday at their Festival of Quilts in July. Machine pieced and appliquéd. Hand guided free motion quilting and ruler work on a Bernina Q24.

Pattern is Afternoon Delight by Sue Garmin



## ACT

Drummoyne

Johann Mawbey

206 x 206

This quilt is machine appliquéd using a double blanket stitch and quilted by me. Design elements and components of patterns within the 'Constantinople Quilts' book by Tamsin Harvey have been incorporated in the overall design.

Design elements and components of patterns within the 'Constantinople Quilts' book by Tamsin Harvey have been incorporated in the overall design.




# TASMANIA

Sunburst

Katherine Jones

120 x 120

This quilt was an experiment in treating a pieced quilt as a wholecloth by using intricate and dense quilting designs in contrasting threads. Made using Lorena Uriarte's winding ways templates and Bethanne Nemesh's beaded binding technique.



# WEST AUSTRALIA

Quilters Delight

Tracey Bareli

117 x 117

Pickle Dish Block. The use of solid coloured fabrics with Custom Quilting to highlight. Aurifil 50wt threads used throughout. Quilted on a Handi Quilter Avante using Rulers and free motion. No Computers were used for the quilting process.



# Sponsors Listing

## PRINCIPAL SPONSORS

### **BERNINA Australia Pty Ltd**

Contact: Kerrie Hay 02 9899 1188  
PO Box 268  
Castle Hill NSW. 1765  
Email: : kerrie@bernina.com.au  
www.bernina.com/en-AU/Home-Australia

### **Craft Alive**

Contact: Brett Dowling 1300 192 623  
69a Albert Street,  
Creswick, VIC 3363  
Email: info@craftalive.com.au  
www.craftalive.com.au/

## TITLE SPONSOR

### **Olfa**

Contact 08 8179 8613  
Rokset Industries,  
16-20 Ragless St  
St Marys SA, 5042  
Email: plockwood@sequencerokset.com.au  
www.olfa.co.jp/en/index.html

## MAJOR SPONSORS

### **Aurifil International**

Winton  
2044 W Lake St  
Chicago Il 60612  
USA  
www.aurifilthreadaustralia.com.au  
Email: alexander.winton@aurifil.com

Contact: Alexander

### **PK Fabrics Pty Ltd**

PO Box 89  
St Peters NSW, 2044  
Email: skeogh@pkfabrics.com.au  
www.pkfabrics.com.au

Contact: Shane Keogh  
02 9557 2022

### **MiniJumbuk Nu-Wool Wadding**

182 Cavan Rd  
Gepps Cross SA, 5094  
Email: pgraham@qualityalways.com  
www.minijumbuk.com.au

Contact: Patrick Graham  
08 8349 0200

### **Stitch 2340**

230 Peel Street  
Tamworth NSW 2340  
Email: Stitchbtb2340@gmail.com

Contact Donna

### **Patchwork on Pittwater**

Suite 28, 1 Mona Vale Road  
Mona Vale NSW 2103  
Email: robyn@quilts.net.au  
www.patchworkonpittwater.com.au

Contact Robyn Evans  
0299996159

### **The Strawberry Thief**

Unit 3  
125 Garling St  
Oconner WA  
Email: robyn@thestrawberrythief.co.au  
www.thestrawberrythief.com.au

Contact Robyn Shapiro  
0400 933 902

### **Two Green Zebras**

PO Box 530  
Tweantin QLD, 4565  
Email: fiona@twogreenzebras.com  
www.twogreenzebras.com

Contact: Fiona Mason  
(Fiona) 0438 880 396



## SHOW SPONSORS

**Batik Oetoro** Contact Lynne Britten  
3/11 Nevin Close 02 4943 8808  
Gateshead NSW, 2290  
Email: sales@dyeman.com  
www.dyeman.com

**Berry Quilt and Co** Contact: Sharon Thomson  
435 Coolangatta Road  
Fair Meadow NSW, 2535  
Email: sharon@berryquiltandco.com.au  
www.berryquiltandco.com.au

**Digital Cloth** Contact: Caroline Sharkey  
11 Bellingen Street 0422 056 119  
Urunga NSW, 2455  
Email: csharkey@westnet.com.au  
www.textileartworkshopsonline.com

**Down Patchwork Lane** Contact: Tamara St Remy  
Shop 4 564 High Street 02 4737 3469  
Penrith NSW 2760  
Email: info@downpatchworklane.com  
www.downpatchworklane.com

**Elmgrove Patchwork** Contact: Leonora Jenkins  
2211 Timboon - Nullawarre Rd  
Nullawarre  
VIC 3268  
Email: lenora@elmgrovepatchwork.com.au  
www.elmgrovepatchwork.com.au

**Grieve Family** Contact: Sally Boswell  
Email: vicepresident@quiltsw.com 0400 469 021

**L'uccello** Contact: Kim Hurley  
37 Swanston St 03 9534 5964  
Melbourne VIC  
Email: info@luccello.com.au

**Matilda's Own at Victorian Textiles** Contact: Ryan Cole  
2-6 Redwood Drive 03 9555 1115  
Dingley Village VIC, 3172  
Email: ryan@victoriantextiles.com.au  
www.victoriantextiles.com.au

**Material Girls Down Under** Contact: Maru Viquez  
24/2 Sugar House Road  
Cantebury 2193  
Email: maru@materialgirlsdownunder.com  
www.materialgirlsdownunder.com

**Misty Threads** Contact: Meg Owen  
40 Hickory St 02 6657 1200  
Dorrigo NSW, 2453  
Email: info@mistythreads.com.au  
www.mistythreads.com.au

**Patchwork Plus** Contact: Lorraine Downey  
64A Govetts Leap Rd 02 4787 5998  
Blackheath NSW, 2785  
Email: patchworkplus@y7mail.com  
www.patchworkplus.com.au

**Sarah Fielke**  
Fielke Corporation  
60 Wandeen Rd  
Clareville NSW 2107  
Email: sarah@sarahfielke.com.au

**Sohmo** Contact: Sonya Morris  
PO Box 493  
Inverleigh VIC 3321  
Email: sonya.morris@sohmo.com.au

**Stitch** Contact: Tessa Chaplin  
485 Willoughby Rd 02 9958 6038  
Willoughby NSW, 2068  
Email: tessa@stitchshop.com.au  
www.stitchshop.com.au

**Sweet Pea Machine Embroidery** Contact: Deanna Robbie  
Unit 1  
15 Holt St  
Pinkenba, Qlf 4008  
Email: deanna.robby@swpea.com

**Sydney Modern Quilt Guild** Contact: Anita Brown  
0431 506 051  
Email: brownnyols@hotmail.com  
www.sydneymqg.com.au

**Wabi-Sabi Designs** Contact: Shuji Yamazaki  
PO Box 565 0408 177 344  
Dickson ACT, 2602  
Email: wabi-sabidesigns@grapevine.net.au  
www.wabi-sabi.com

**Wonderfil Threads** Contact: Jennifer Threads  
Knox Business Park  
31/111 Lewis Road  
Knoxfield VIC, 3180  
Email: jennifer.au@wonderfil.net

**XLN Fabrics Pty Ltd** Contact: Erin Rackley  
Unit 2, 21 Binney Rd 02 9621 3066  
Kings Park NSW, 2148  
Email: kerrierackley@xln.com.au  
www.xln.com.au

## PATRON SPONSORS

**Angel Gowns** Contact: Christine  
christine@angelgownsaustralia.org.au

**Ascot Lane** Contact: Rosalind Romeo-Meeuw  
2/6 Woodbine Crescent  
Wantirna South VIC 3152  
rosalind@ascotlane.com.au

**Blue Mountains Quilters** Contact: Janice Weir  
Email: howard\_Janice@me.com  
www.bluemountainsquilters.com

**Deborah Louie** Contact: Deborah Louie  
98 Georges River Cres 0414 406 009  
Oyster Bay NSW, 2225  
Email: deborah@deborahlouie.com.au  
www.deborahlouie.com.au

**Fabric Garden** Contact: Sue Miller  
4/145A Kurraba Rd 0417 068 855  
Neutral Bay NSW, 2089  
Email: s.miller@fabricgarden.com.au  
www.fabricgarden.com.au

**Karen Kay Buckley Australia** Contact: Wendy Whellum  
PO Box 127 0417 084 245  
Daw Park SA, 5041  
Email: willywd200@gmail.com  
www.karenkaybuckleyaustralia.com.au

**Online Quilt Magazine** Contact: Jody Anderson  
PO Box 57  
Buxton NSW 2571  
Email: jody@onlinequiltmagazine.com

**Punch With Judy** Contact: Judy Hall  
Goldenvue, Olympic Way 02 6920 2238  
The Rock NSW, 2655  
Email: judy@punchwithjudy.com.au  
www.punchwithjudy.com.au

**QuiltNSW**  
Level 5, 296 Pitt Street 02 9283 3737  
Sydney NSW 2000  
Email: office@quiltNSW.com  
www.quiltNSW.com

**Sew Fab** Contact: Leanne Ivanoff  
78 East St 02 6959 9819  
Narrandera NSW, 2700  
Email: leanne@sewfab.com.au  
[www.sewfab.com.au](http://www.sewfab.com.au)

**Sew Pieceful** Contact: Susan  
10 Bowden Court  
Forcell TAS 7173  
Email: susan@sewpieceful.com.au

**Sewline** Contact: Chatlotte Berry  
PO Box 138  
Moss Vale NSW 2577  
Email: info@sewline.com.au

**Stash Batik** Contact: Stephanie Cabban  
25 Maidens Brush Road  
Wyoming NSW 2250  
Email: stashbatik@outlook.com  
www.stashbatik.com.au

**Studio Mio** Contact: Mio Fujita  
12 Mons Ave 02 9417 0867  
Maroubra NSW 2035  
Email: mio@studiomio.com.au  
www.studiomio.com.au

**Tamborine to Tilda** Contact: Chris or Jann  
40 Alstonvale Rd  
Alstonvale NSW 2477  
Email: [chrisqgw@gmail.com](mailto:chrisqgw@gmail.com)

**These Clever Hands** Contact: Jo Grant  
PO Box 335  
Eltham VIC 3095  
Email: thesecleverhands@gmail.com

**Thread Botanica** Contact: Sally  
16A Bowral Rd  
Mittagong NSW 2575  
Email: threadbotanica@bigpond.com.au

Thank you many sponsors for their generous donation of prizes that have been used over many categories.

All prize winners (including Judges' Commendations) are offered a free quilt appraisal by QuiltNSW

# Awards, Categories and Prizes

## SPECIAL AWARDS

### **BERNINA 'BEST of SHOW'**

BERNINA 570 Sewing Machine Value \$5000  
Or BERNINA voucher

*Proudly Sponsored by BERNINA Australia Pty Ltd*

### **BERNINA AMATEUR ENCOURAGEMENT AWARD**

BERNINA 335 Swing machine value \$2500

*Proudly Sponsored by BERNINA Australia Pty Ltd*

### **BEST HAND MADE AWARD**

*Patchwork on Pittwater*

### **BEST OF NSW**

*QuiltNSW*

### **BEST TRADITIONAL QUILT (Amateur)**

*L'uccello*

### **BEST TRADITIONAL QUILT (Professional)**

*Patchwork on Pittwater*

### **BEST CONTEMPORARY QUILT (Amateur)**

*Stitch 2340*

### **BEST CONTEMPORARY QUILT (Professional)**

*Aurifil*

### **BEST MODERN DESIGN (Open)**

*Sydney Modern Quilt Guild*

### **BEST HANDMADE (Open)**

*Patchwork on Pittwater*

### **BEST USE OF COLOUR**

*XLN Fabrics*

### **BEST USE OF DYES AND PIGMENTS**

*Batik Oetoro*

*Stash Batik*

## EXCELLENCE IN QUILTING AWARDS

### **NARELLE GRIEVE HAND QUILTING AWARD (Amateur)**

*The Grieve Family,*

*(Previous recipients are not eligible)*

*Karen Kaye Buckley*

### **HAND QUILTING AWARD**

*(Open)*

*Elm Grove*

*Wonderfil*

### **STATIONARY MACHINE QUILTING AWARD (Amateur)**

*Stitch 2340*

### **STATIONARY MACHINE QUILTING AWARD**

*(Professional)*

*Down Patchwork Lane*

*Thread Botanica*

### **MOVEABLE MACHINE QUILTING AWARD**

*(Open)*

*Patchwork Plus*

*Aurifil*

### **JUDGE'S CHOICE**

**Jenny Bacon**

**Deborah Laurie**

**Caroline Sharkey**

## AMATEUR CATEGORY AWARDS

### 1. 1 PIECED QUILT Small

*For predominantly pieced quilts including geometric piecing, improvisational piecing, foundation piecing and English paper piecing.*

**Olfa  
Aurifil**

### 1. 2 PIECED QUILT Large

*For predominantly pieced quilts including geometric piecing, improvisational piecing, foundation piecing and English paper piecing.*

**Olfa  
Sew Pieceful**

### 2. APPLIQUE QUILT

*For predominantly appliqué quilts. (There is no set percentage for appliqué coverage.)*

*Min size 40 x 40cm / Max size 260 x 260cm*

**Sarah Fiekle  
Two Green Zebras**

### 3. COMBINED PIECED & APPLIQUÉ QUILT

*For quilts that are a combination of both appliqué and piecing. Min size 40 x 40cm / Max size 260 x 260cm*

**Strawberry Thief  
Aurifil**

### 4. OTHER TECHNIQUES

*For quilts where the main technique is not piecing or appliqué. Includes wholecloth, stencilling, embroidery, crazy quilting, embellishment, painting and fabric manipulation.*

*Min size 40 x 40cm / Max size 260 x 260cm*

**Sweet Pea**

### 5..1 ENTRANT'S QUILT TOP QUILTED by ANOTHER -Small

*The entrant's top, quilted by another. The focus is on the quilt top. Includes commercial arrangements*

*Max size 260 x 260cm*

**Olfa  
Aurifil  
Wabi Sabi**

### 5..2 ENTRANT'S QUILT TOP QUILTED by ANOTHER -Large

*The entrant's top, quilted by another. The focus is on the quilt top. Includes commercial arrangements*

*Max size 260 x 260cm*

**Olfa  
On Line Quilt Magazine**

## PROFESSIONAL CATEGORY AWARDS

### 6. PIECED QUILT

*For predominantly pieced quilts including geometric piecing, improvisational piecing, foundation piecing and English paper piecing.*

*Min size 40 x 40cm / Max size 260 x 260cm*

**Olfa  
Aurifil  
Wabi Sabi**

### 7. APPLIQUÉ QUILT

*For predominantly appliqué quilts. (There is no set percentage for appliqué coverage.)*

*Min size 40 x 40cm / Max size 260 x 260cm*

**Strawberry Thief  
Aurifil**

### 8. COMBINED PIECED & APPLIQUÉ QUILT

*For quilts that are a combination of both appliqué and piecing.*

*Min size 40 x 40 cm/Max size 260 x 260 cm*

**Strawberry Thief  
Aurifil**

### 9. OTHER TECHNIQUES

*For quilts where the main technique is not piecing or appliqué. Includes wholecloth, stencilling, embroidery, crazy quilting, embellishment, painting and fabric manipulation.*

*Min size 40 x 40cm / Max size 260 x 260cm*

**Sohmo Large  
Blue Mountain Quilters**

### 10. ENTRANT'S QUILT TOP QUILTED by ANOTHER

*The entrant's top, quilted by another. The focus is on the quilt top. Includes commercial arrangements*

*Max size 260 x 260cm*

**Olfa  
Aurifil  
Wabi Sabi**



## OPEN CATEGORY AWARDS

### 12. MINIATURE

May be either scaled down patterns or your own original design, including postcards.  
Max perimeter 200cm

**Material Girls Down Under**  
**Punch with Judy**

### 13. ART QUILT

For abstract or figurative artworks made predominantly of fabric comprised of at least 2 full layers stitched together. Must be the original design of the entrant, not a copy or a variation on the original design of another artist working in any medium.  
Max size 260cm any one side.

**Oifa**  
**Aurifil**

### 14. PICTORIAL QUILT

For quilts depicting a person, place or thing in representational form regardless of design source.  
Max size 260cm any one side.

**Misty Threads**  
**Sew Fab**

### 15. MODERN -NEGATIVE SPACE AND MINIMAL DESIGN

For quilts where the design incorporates a creative use of negative space integrated into the composition of the quilt. The design of the quilt emphasizes extreme simplification of content and form to achieve maximum visual impact.

Min size 40 x 40cm / Max size 260 x 260cm  
**Stitch**  
**Tambourine to Tilda**

### 16. MODERN -IMPROVISATIONAL

For quilts where the majority of the piecing in the quilt top is done improvisationally that is without the use of a defined pattern or templates

Min size 40 x 40cm / Max size 260 x 260cm

**These Clever Hands**  
**Two Green Zebras**

### 17 MODERN -Traditional

For quilts where the quilt design incorporates the use of an identifiable traditional block pattern and reimagines it by applying elements of modern design such as asymmetry, colour, scale, etc.

Min size 40 x 40cm / Max size 260 x 260cm

**Berry Quilt & Co**  
**Deborah Louie**

### 18 TWO PERSON COLLABORATIVE QUILT

For quilts that are a collaboration between two people Not a commercial arrangement  
Max size 260 x 260 cm

**Strawberry Thief**  
**Aurifil**

### 19. GROUP/COLLABRATIVE QUILT

To be made by three or more people. Includes friendship quilts. At least one person must be a member of QuiltNSW. Groups that hold group membership of QuiltNSW may enter a quilt under the group's name.

Max size 260 X 260 cm

**Patchwork on Pittwater**

## JUNIOR CATEGORY AWARDS

### 20. JUNIOR MEMBER A (Up to Year 6)

Maximum size 260 x 260 cm Free Entry  
**PK Fabric**

### 21. JUNIOR MEMBER B (Years 7 - 12, Including Year 12 Work from 2022)

Maximum size 260 x 260 cm Free Entry  
**Fabric Garden**

## CATEGORY JOY OF SHARING

Explore the vibrant world of quilting through the 'Joy of Sharing; category'. This unique platform celebrates the artistry, creativity and camaraderie that quilting brings into our lives. Whether you are a seasoned quilter or just starting out, this category offers a diverse range of quilts that tell stories, express emotions and connect us all. From tradition to modern, from intricate to simple, these quilts showcase the diversity of our community. Join us and share your craft with others.

## PRESIDENTS AWARDS

The President's Award celebrates the heart and soul of quilting, recognising a quilt created by an everyday member who might be new to the craft. This award honours an amateur quilter who's work captures the passion and creativity of the quilting community. Its not just about technical perfection its about the spirit, story, and the love sewn into each stitch. This quilt exemplifies the warmth and connection quilting brings to our lives.

# Members' Exhibition Quilt Listing

**1. L, Nickel** Nambucca Heads, NSW  
"Flying High" 200 x 200 cm  
**Youth (Year 7-12)**

Machine pieced flying geese traditional block.

Machine quilted by Nickel on a non-computerised Long arm quilting machine.

**2. W, Thea** Grafton, NSW  
"Birthday Cake" 170 x 170 cm  
**Junior (up to Year 6)**

Created using a Layer Cake won by Thea at last year's Quilt Show. Birthday by Ruby Star Society-Sarah Watts.

Machine pieced Rail fence and triangles. Quilted on a non-computerised long arm quilting machine by Thea.

Design Source: 'The Plundering Pieces Quilt' by Quilt Cakes

**3. J, Ashlyn** Grafton, NSW  
"X Marks the Spot" 150 x 150 cm  
**Youth (Year 7-12)**

A Maypole is a bunch of ribbons woven together by people having a good time. It's a celebration of colour and beauty, and that's exactly what this Maypole quilt pattern achieves.

Machine pieced and quilted on a non-computerised long arm quilting machine.

Design Source: 'Maypole' by Suzy Quilts

**4. R, Amy** Scullin, ACT  
"Stirring Silence" 142 x 146 cm  
**Youth (Year 7-12)**

After experiencing a vivid dream, Amy was inspired to design this quilt. She took great care in choosing colours and arranging hexagons to ensure her vision was fulfilled. This is Amy's first attempt at free motion quilting using a sit-down longarm.

**5. R, Megan** Bolwarra Heights, NSW  
"My First Quilt" 109 x 139 cm  
**Youth (Year 7-12)**

'My First Quilt' started when I was 9. Because of Covid 19, it was not finished until 2024 when I was 13. I love the pink, purple and turquoise fabrics in my quilt.

**6. M, Rafi** Leichhardt, NSW  
"Colourful" 58 x 70 cm  
**Junior (up to Year 6)**

I arranged the blocks on the design wall and sewed them together on the sewing machine. Then I hand quilted it with big stitches.

**7. Johnson, Lisa Gifford** Wentworthville, NSW  
"Falling Snow" 98 x 118 cm  
**Modern - Negative Space and Minimal Design**

A simple elegant pattern that gave me a chance to really show off what the longarm can do with a lot of negative space. I absolutely adore the snow and loved the simplicity but effectiveness of this quilt.

Design Source: 'Falling Snow' by Joyce Lundrigan

**8. Smith, Brenda Gael** Copacabana, NSW  
"Forza Vitale: Phosphorescence" 111 x 77 cm  
**Modern - Negative Space and Minimal Design**

The ocean is teeming with life from whales to micro-plankton. The bioluminescent tide resembles a sea of suspended stars moving with the waves.

**9. Jobbins, Di** Zetland, NSW  
"Joy" 98 x 99 cm  
**Modern - Traditional**

There is beauty even in darkness, as it sparkles with the ineffable, transformative power of joy.

Design Source: Hourglass, Pinwheel traditional patterns

**10. Tait, Helen** Northbridge, NSW  
"Modern Lucy Cross" 71 x 90 cm  
**Modern - Traditional**

The central cross of the Lucy Boston Block in rows of X's and O's. I had fun using bright vivid coloured fabrics in the design.

Design Source: Block design by Lucy Boston

**11. de Vanny, Sue** Greenvale, VIC  
"Little Jedi" 100 x 103 cm  
**Modern - Improvisational**

With a limited pallet and a zoom class from the USA with Irene Roderick brushing up on improvised piecing. A little character seemed to appear in this piece. Reminded me of a little Jedi in Star Wars and looked like he/she was fending off whatever.

**12. Hill, Helen** Epping, NSW  
"Wendy Meets Joe" 75 x 80 cm  
**Modern - Improvisational**

Curves and stripes meet up from two modern improvisational quilting workshops I attended in 2023 – Wendy Nutt's "Creative Curves" and Joe Cunningham's "Secondary to None" workshop at AQC. It was fun combining the blocks into a cohesive design.

Design Source: Pieces created in separate workshops with Joe Cunningham and Wendy Nutt

**13. Porter, Catherine** Bexley, NSW  
"Roman Spiral Labyrinth" 42 x 42 cm  
**Modern - Negative Space and Minimal Design**

This simple graphic design creates optical illusions within it, made clearer by the high contrast colours. The light negative space is the path to the centre of the labyrinth. Minimal hand quilting represents footsteps. Needle-turn reverse appliqué.

Design Source: Inspired by Roman mosaic labyrinths

**14. Thorncraft, Kathy** Dulwich Hill, NSW  
"The Heat Is On" 98 x 112 cm  
**Modern - Traditional**

I love data! And think that a quilt is a great way to visualise it. This quilt shows the temperature highs and lows at Canterbury racecourse every day in 2023. Each stripe represents a different temperature in the colour scale on the side.

**15. Docksey, Judy** Armidale, NSW  
"Eye See Rainbows" 90 x 121 cm  
**Modern - Negative Space and Minimal Design**

We see the world through our eyes. There are so many things to see, some maybe not so good, but lots and lots of things to make us happy. The sight of a rainbow (or 36) will always give us joy.

**16. Brown, Anita** Granville, NSW  
"Rivers of Bias" 68 x 107 cm  
**Modern - Improvisational**

I did a workshop with Kat Jones in 2017. I have used the bias in a very different way to the tutor and have combined it with my interest in stripes. It is machine and hand quilted and was an interesting exercise.

**17. Harding, Julie** Sawtell, NSW  
"The Black and White One" 52 x 128 cm  
**Modern - Improvisational**

Improvisational pieced with fabric scraps resulting in a random but flowing design that invokes a feeling of freedom.

**18. Rona, Judith** Bondi, NSW  
"Runway to Infinity" 94 x 129 cm  
**Modern - Improvisational**

Into the distance – further up and further in.

**19. Jobbins, Di** Zetland, NSW  
"Form.2" 68 x 58 cm  
**Modern - Negative Space and Minimal Design**

Inspired by the clean, modern lines of high-rise apartment buildings in my neighbourhood.

**20. Rankmore, Therese** Gunnedah, NSW  
"Edge of the Storm" 102 x 122 cm  
**Modern - Improvisational**

This quilt was created using batik fabrics, ruler-free cutting and improvisational piecing. The colours graduate from the deep blue of one corner traversing to a light sand in the opposite corner.

**21. Rundle, Jane** Wakerley, QLD  
"Coming Out of the Shadows" 101 x 121 cm  
**Modern - Improvisational**

Covid19 was a dark time for many, I continued to work in a hospital, it was a very trying time. Representing a time where a little colour in life and an ability to get out of the darkness, back to some sort of normality was a dream for many of us.

**22. Babidge, Catherine** Mosman, NSW  
"Stacked Curves" 105 x 125 cm  
**Modern - Improvisational**

Using patterned fabrics makes the improv process a bit more challenging...curves on curves with strip pieced sections.

Design Source: Online workshop with Sherri Lynn Wood

**23. Hill, Helen** Epping, NSW  
"Pythagoras in a Puddle" 110 x 100 cm  
**Modern - Negative Space and Minimal Design**

Pythagoras' proof  $A^2+B^2=C^2$  really pops when you cut two identical sets of fabric using Kandinsky inspired colours arranged around a triangle. Set against ripples of the cosmos as a fitting tribute to two leaders in ancient mathematics and modern art.

**24. Barton, Tonia** Scone, NSW  
"Logs in a Logcabin" 116 x 125 cm  
**Modern - Traditional**

This was made of foundation pieced log cabins. I bought the fabric at a previous quilt show and loved the bright colours.

**25. Gosling, Bronwyn** Coogee, NSW  
"Riot of Scraps" 90 x 120 cm  
**Modern - Improvisational**

Random blocks made from scrap fabric over a period of time finally made into something useful!

**26. Rona, Judith** Bondi, NSW  
"Loggia" 118 x 119 cm  
**Modern - Traditional**

House and garden – Bringing the inside out, letting the outside in.

Design Source: Log Cabin traditional design

**27. Steele, Linda** Park Orchards, VIC  
"Ocean Dance 2"  
107 x 107 cm  
**Modern - Improvisational**

Abstract depiction of the under-sea world. Improv pieced with no pattern.

**28. Steinbeck, Taja** Bellingen, NSW  
"Bushfire"  
73 x 74 cm  
**Modern - Improvisational**

Born from a workshop with Wendy Nutt at the Dorrigo Misty Mountain Getaway in 2023. Experimenting with different improv techniques. finished with hand embroidery to create the flying embers of the bushfire.

**29. Troup, Kathleen** Wallaga Lake, NSW  
"Path to a Thaw"  
101 x 106 cm  
**Modern - Improvisational**

This quilt was made as part of a series following a workshop with Nancy Crow. The background reminds me of cracking ice but you can see the three verticals as the way through, with meltwater and emerging soil.

**30. Troup, Kathleen** Wallaga Lake, NSW  
"Veins of Brightness"  
129 x 104 cm  
**Modern - Improvisational**

This quilt was made as part of a series following a workshop with Nancy Crow. Bright veins of precious gems traverse dark rock – or perhaps these are streaks of insight into the unconscious.

**31. Hull, Jessica** Balgownie, NSW  
"Rainbow Harvest"  
125 x 124 cm  
**Modern - Negative Space and Minimal Design**

A modern I Spy quilt for my daughter, full of favourite things & fabrics, cementing my love of EPP. Created during the 2023 Hexie Harvest Quilt Club by Tales of Cloth, focused on playing with negative space in each block and across the whole quilt.

Design Source: 'Hexie Harvest' by Jodi Godfrey (Tales of Cloth)

**32. Widders, Grace** Gladesville, NSW  
"Cog Wheels"  
149 x 163 cm  
**Modern - Traditional**

The brain acts like a cog wheel.

Inspirational fabric may rest in the stash for a while, till bingo, a light bulb moment, and a cunning plan evolves.

**33. Mason, Michele** Black Range, NSW  
"Null Hypothesis"  
112 x 140 cm  
**Modern - Improvisational**

A Null Hypothesis claims that no relationship exists between two variables. It forms the premise of almost all experiments. This quilt explores the relationships between variables, represented by shape and colour.

**34. Gilbert, Maggie** Cremorne Point, NSW  
"Hope Rising"  
90 x 130 cm  
**Modern - Negative Space and Minimal Design**

It's a quilt.

Design Source: 'Radiant' by Bonjour Quilts

**35. Richardson, Ann** Curtin, ACT  
"Bush Shack"  
140 x 140 cm  
**Modern - Improvisational**

The random strip placement and strip colours remind me of a patched and rusted weatherboard shack.

**36. Andrews, Irene** Tarrawanna, NSW  
"Migrating Geese"  
135 x 135 cm  
**Modern - Traditional**

This quilt was made from leftover triangles from another quilt. It was quilted because I wanted to play with curved crosshatching and complimentary freehand.

Design Source: Geese in a Row traditional design

**37. Betts, Belinda** Orange, NSW  
"Tropical Fusion"  
120 x 130 cm  
**Modern - Improvisational**

I had made a much smaller version of the centre of this quilt as an exercise in design, and decided to upsize the block and then it grew from there. I had no preconceived ideas or plans except to only add sections that made me happy.

**38. Butler, Bev** Nambucca Heads, NSW  
"Colour Play - Breaking Rules"  
132 x 142 cm  
**Modern - Improvisational**

Working on the relationship of cool analogous colours against red in the improv curved pieced quilt top. Decorated with cut-out raw edged mandalas. Normally red would dominate, but it still sits as a background colour and works as the negative space.

**39. Jurd, Chris** Warrimoo, NSW  
"Fiesta"  
136 x 136 cm  
**Modern - Traditional**

Free-hand cut curves using contrasting solid fabrics give this traditional block a whole new feel. No two blocks are the same, enhancing the vibrant design and bringing an old block into the modern age. Wonky-cut triangles for the borders complete.

Design Source: Job's Tears traditional pattern

**40. Richardson, Ann** Curtin, ACT  
"Kaba Kada"  
145 x 145 cm  
**Modern - Improvisational**

There is a point on the road to Kaba Kada (tropical far North Queensland rainforest) where the road rises above the rainforest so that the majestic Ulysses butterfly can be seen floating above the canopy. This image was my inspiration.



**41. Martyn, Vicki** Victoria Point, QLD  
"Connecting Flight" 199 x 133 cm  
**Modern - Traditional**

Seasonal flights of migratory birds appear far less stressful than human flight endeavours. Gaps in the quilt's Flying Geese pathways represent the obstacles in our journeys manoeuvring through connecting flights to reach distant destinations.

Design Source: Flying Geese traditional design

**42. Russell, Pam** Concord West, NSW  
"Wild Thing" 116 x 154 cm  
**Modern - Improvisational**

A challenge with 4 other ladies to delve into improv piecing. One block a month was set by me, continuing for 12 months. Nancy Crow, Gwen Marston, Nicholas Ball and Lucie Summers gave us the starting point. Loads of fun!

Design Source: Techniques from Nancy Crow, Gwen Marston, Nicholas Ball, Lucie Summers

**43. Krige, Bernice** Baulkham Hills, NSW  
"Rhapsody In Blue" 170 x 170 cm  
**Modern - Traditional**

My quilted interpretation of a musical Rhapsody is a whole work comprising integrated parts that are free flowing and are highly contrasting in shape, content and form. The sense of improvisation gives it a feeling of cohesive Impressionistic freedom.

Design Source: Pickle dish, churn dash, flying geese, checkerboard, house blocks traditional designs

**44. Nicholls-Thomson, Sharon** Far Meadow, NSW  
"My Bedside Table" 180 x 190 cm  
**Modern - Improvisational**

I enjoyed making the improv 'bar' blocks using a fabric range featuring books, paper and library inspired motifs. I was imagining the 'blocks' to represent books and pages stacked horizontally in overwhelming disorganised piles like my bedside table.

Design Source: By Lorena Uriarte

**45. Wheelahan, Jess** East Lindfield, NSW  
"The Writing is on the Wall" 175 x 185 cm  
**Modern - Improvisational**

A quilt pieced from scraps of fabric found, gifted and scrounged from the fashion industry. Words, phrases and lyrics overheard, plucked from the ether and found then painstakingly improv pieced to create the composition.

**Photography Policy**  
**Please respect our members' copyright**

Visitors to the exhibition are permitted to photograph the quilts for personal use and post images online or in social media provided the quiltmaker/s and designers (if applicable) are acknowledged. If you wish to photograph and publish for commercial use, please apply at the Membership desk for special permission.

**46. Nutt, Wendy** Lemon Tree Passage, NSW  
"What a Girl Needs" 182 x 179 cm  
**Modern - Traditional**

Playing with large strip pieced diamonds, there was no intention to make a quilt. Upon seeing the play in progress, there was a "just what I need" statement exclaimed. Naturally it had to grow into a quilt and is on loan for the exhibition.

**47. Brown, Anita** Granville, NSW  
"Recycled Ferns Forever" 180 x 180 cm  
**Modern - Traditional**

Six years before I made this, I found a hand printed shift dress from Ghana in an Opp Shop. It is the green and white fabric as well as a screen printed cushion cover and a sarong. I kept the design angular as well as the hand and machine quilting.

Design Source: Inspired by 'Parallel Lines' by Pamela Goecke Dinndorf and 'Sensational Quilts for Scrap Lovers' by Judy Gauthier

**48. Whellum, Wendy** Colonel Light Gardens, SA  
"The Beat Goes On" 180 x 180 cm  
**Modern - Traditional**

I came across Tara Faughan's interpretation of traditional quilts, using all solid fabrics. I became fascinated and used her pattern for the DWR quilt to start this, and changed it slightly. Templates are made by hand and cut and sewn by hand.

Design Source: 'Double Wedding Rings' by Tara Faughan

**49. Buchanan, Ruth** Glenbrook, NSW  
"Ruth's Gone Dotty" 178 x 180 cm  
**Modern - Traditional**

In this quilt, I see memories of so many quilts, most of which I've made for and given to others. The rectangular dotty centres add a rhythm to the mad array. And my scraps aren't languishing in boxes. This quilt's one I'm keeping, to remember.

Design Source: Log Cabin traditional design

**50. Wheelahan, Jess** East Lindfield, NSW  
"Cappadocia Quilt" 195 x 190 cm  
**Modern - Improvisational**

An exploration of tone, texture and shadow inspired by travel pictures of the caves in Cappadocia in Turkey where human settlement stretches back to the Palaeolithic era. Hand quilted improv pieced linen, textured cotton.

**51. Tremain, Alan R** Wyoming, NSW  
"Archature" 160 x 200 cm  
**Modern - Improvisational**

Improv pieced using bold colours, units pieced as windows. Inspired by canal reflections of shop fronts viewed by looking down small arched passageways, quilted using Mokume-Gane technique using a stationary domestic sewing machine.

**52. Betts, Belinda** Orange, NSW  
"Ambrosia" 207 x 212 cm

**Modern - Improvisational**

When I was designing and making this quilt, the orange colours reminded me of a popular coconut and mandarin dessert. But when I added the greens, it became even more delicious - hence the name Ambrosia.

**53. Stuart, Louise** Woodford, NSW  
"My Brother, the Artist" 174 x 227 cm

**Modern - Improvisational**

Having his first solo art exhibition this year as an artist. I was incredibly excited and proud of my brother's achievements. I made this quilt based on a stencil design of jay.scott.artworks for a special birthday present.

**54. Beattie, Andrea** North Sydney, NSW  
"Beaumont" 198 x 198 cm

**Modern - Improvisational**

With fabric improvisationally pieced and then cut, "Beaumont" is a modern version of the traditional fan pattern. The technique was learnt in a zoom workshop run by contemporary textile artist Carole Lyle Shaw.

Design Source: Workshop by Carole Lyle Shaw

**55. Marley, Sharon** Adaminaby, NSW  
"The M2 Picnic Quilt" 200 x 200 cm

**Modern - Traditional**

A transparency plaid quilt using colours inspired by the beautiful Sydney sandstone cutting, and the trees peaking over the top of the ochre sound barrier wall, along a section of the M2 near Pennant Hills Rd.

Design Source: 'The Shawl Quilt' by Briar Hill Designs.

**56. Louie, Deborah** Oyster Bay, NSW  
"Chopped Up Line" 125 x 152 cm

**Modern - Improvisational**

We are studying the Elements of Design in my once a month classes. This is an example of LINE. Strong vertical line is the most dominate feature but within each line segment is improv piecing. 12 weight cotton line quilting with decorative stitching.

**57. Andrews, Irene** Tarrawanna, NSW  
"Infrastructure" 125 x 160 cm

**Modern - Negative Space and Minimal Design**

This quilt was born of a desire to use up some small pieces of homespun. The simple design supported by the intricate quilting inspired the name "Infrastructure".

**58. Tanti, Tania** Altona Meadows, VIC  
"Quilters Workout" 200 x 200 cm

**Modern - Improvisational**

What a workout quilts can be. They exercise your brain so much that by the end of the process you are kicking up your heels right behind your head because you did it!

**59. Harvey, Leanne** Mount Vincent, NSW  
"Summer" 205 x 205 cm

**Modern - Traditional**

Summer is a fun quilt made from my stash of bright fabrics into giant star blocks.

I quilted her on my longarm quilting machine.

**60. Hastings, Rebecca** Drummoyne, NSW  
"Jungleland" 178 x 230 cm

**Modern - Improvisational**

Jungleland continues my foundation and improv. piecing journey. I was inspired by Odile Bailloeuil fabric & designed the quilt to showcase 30 of my favourite large print fabrics. I hand chain stitched some blocks and used raw silk for extra colour.

**61. Gower, Barbara** The Oaks, NSW  
"Shoji Screen" 220 x 241 cm

**Modern - Negative Space and Minimal Design**

I love Japanese screens, the simplicity of design and the contrast of light and dark. This quilt uses many vintage Japanese kimono cottons from an old sample book. Finally having time during lockdown, it became a reality.

**62. Bowdler, Patricia** Summer Hill, NSW  
"My Own Monet" 65 x 56 cm

**Other Techniques - Amateur**

Monet is my favourite Impressionist artist. I have a wonderful memory of visiting his beautiful garden at Giverny France. Making my own "impression" of his famous painting of the Japanese bridge and the water lily pond was great fun.

Design Source: A photograph of Claude Monet's famous painting "Water Lilies and Japanese Bridge" 1899

**63. Nikoleski, Judi** Charlestown, NSW  
"On the Edge of the Night" 79 x 58 cm

**Pictorial Quilt**

The sun is setting under the brilliant colours of a rainbow, observed through the silhouette of an old fence. It is the edge of the night.

**64. Butler, Bev** Nambucca Heads, NSW  
"Copper Leaves" 24 x 22 cm

**Miniature**

A single piece of fabric, mono printed and free motion quilted. Embellished with handmade raw copper and enamelled copper leaf forms I have created at my torch.

**Thank you to our sponsors; their generosity and support are much appreciated.**

**Please support them in return.**

**65. Nikoleski, Judi** Charlestown, NSW  
"On the Edge of the Day" 79 x 58 cm  
**Art Quilt**

The sun has set under the brilliant colours of a rainbow, a reflection of the Earth's edge. We are on the edge of the day with night about to begin.

**66. Russell, Donna** Wollongong, NSW  
"Central Chalice from the Shellal Mosaic" 32 x 32 cm  
**Miniature**

The mosaic was the floor of a Byzantine Christian Church in Shellal, near Gaza, which was located within the territory of Palestine; now it is part of Israel.

ANZAC troops uncovered it in 1917 whilst digging a trench and it is now at the AWM.

Design Source:Shellal Mosaic (561–562 CE, coloured marble, malachite tesserae, overall: 823 x 549cm) AWM ART40979.

**67. Porter, Catherine** Bexley, NSW  
"Spot the Labyrinth" 29 x 29 cm  
**Miniature**

An experiment to see how this fabric combination would work for my finger labyrinths. The spotty fabric leads the way to the centre of this Roman spiral labyrinth. Raw-edge reverse appliqué, machine quilted.

Design Source:Inspired by Roman mosaic labyrinths

**68. Parker, Lorraine** Booragul, NSW  
"Worlds Apart" 68 x 61 cm  
**Art Quilt**

The art of Salvador Dali inspired me to create a work that connected history and cultures (African and Indigenous Australians). The goanna is larger than life and the earth colours either country, the hand painted sky another link.

**69. Lemin, Brian** Cooranbong, NSW  
"The Bookshop" 85 x 72 cm  
**Pictorial Quilt**

The quilt depicts an outside photograph of a bookshop with a gentleman browsing inside it. I selected 6 sections of the original front window picture, printed them on my inkjet printer and created a similar, but edited, picture to the original.

Design Source:Creative Commons licensed picture

**70. Rundle, Jane** Wakerley, QLD  
"Pineapple Insanity" 26 x 26 cm  
**Miniature**

Machine paper pieced miniature pattern, Traditional design.

Fiddly, but extremely rewarding.

Design Source:'I am Still Sane' by Kumiko Frydl

**71. Cardie, Jan** Camden South, NSW  
"Quarter Square Triangle Stars" 24 x 29 cm  
**Miniature**

This is an exercise in doing quarter square triangles using 1930's fabrics.

Design Source:Ohio Star traditional design

**72. Wright, Amanda** Woodstock, QLD  
"Be Delicious" 76 x 73 cm  
**Appliqué Quilt - Professional**

I was inspired by the doughnut in a design by Mandy and wanted to turn it into an inspirational wall-hanging to keep me smiling and bring joy to those who see it.

What's better than a moment with a doughnut?

Design Source:Pattern by Mandy Huisman (Sew Quirky)

**73. Cawley, Wilma** Chisholm, ACT  
"Bloom Cycle" 90 x 90 cm  
**Art Quilt**

The quilt depicts the cycle of cut flowers. The tulips are freshly picked. The buds are still closed. The flowers in the main vase are in full bloom and colourful. In the last vase the flowers are wilting. The leaves are dropping on the shelf.

**74. Campbell, Eileen** Kew, VIC  
"Puzzle Unfolding - But What is Hidden?" 150 x 87 cm  
**Appliqué Quilt - Professional**

A jigsaw puzzle comes together revealing a Japanese lady. Hidden under the three-dimensional border flowers are 84 trinkets (for me) and 12 tiny diamonds (one for each month of the year).

**75. Firth, Dianne** Turner, ACT  
"Scatter" 90 x 90 cm  
**Other Techniques - Professional**

Hand cut pieces of felt are assembled between two layers of polyester net then machine stitched together. This see-through quilt references the way tulip bulbs are scattered before planting so that the effect appears natural.

**76. Booth, Donna** Lorn, NSW  
"The Stars of Vancouver Aquarium" 90 x 90 cm  
**Pictorial Quilt**

The Vancouver aquarium features bright blue starfish that live in the kelp forests in the cold waters of the North Pacific. The golden fish, bright green anemones, red seaweed and dappled reflections from overhead lighting form the supporting cast.

#### Photography Policy

##### Please respect our members' copyright

Visitors to the exhibition are permitted to photograph the quilts for personal use and post images online or in social media provided the quiltmaker/s and designers (if applicable) are acknowledged. If you wish to photograph and publish for commercial use, please apply at the Membership desk for special permission.

- 77. Walton, Lisa** Lewisham, NSW  
 "Water for Life" 66 x 105 cm  
**Art Quilt**  
 Inspired by Meroogal, home of the Thorburn family. In 1891, they had Nowra's first water pump, making life so much easier for the family. Fabric printed with writing from original recipe books merges historical elements with creative expression.
- 78. Sullivan, Carolyn** Taren Point, NSW  
 "Paisley" 69 x 85 cm  
**Other Techniques - Professional**  
 Lino printing in a class with Dijanne Cevaal, hand embroidered and hand quilted.
- 79. Manning, Therese** Cheltenham, NSW  
 "Fun in the Sun" 50 x 74 cm  
**Pictorial Quilt**  
 Attended a wonderful class with Gloria Loughman. The class provided great inspiration, lots of new skills and renewed quilting mojo for my friend and I.  
 Design Source: Class with Gloria Loughman
- 80. Steinbeck, Taja** Bellingen, NSW  
 "A Star is Born" 53 x 58 cm  
**Art Quilt**  
 The joy of not following a pattern and experimenting with shapes and forms gave birth to "A Star is Born".
- 81. Langhorne, Rhonda** Glossodia, NSW  
 "Girl Hugging a Tree" 62 x 80 cm  
**Pictorial Quilt**  
 Basic three layers with quilting.  
 Design Source: Drawing by Doris Dambiec
- 82. Langhorne, Rhonda** Glossodia, NSW  
 "Black and White Play" 81 x 81 cm  
**Pieced Quilt - Professional**  
 Playing with 2 1/2 " strips and coming up with this design.
- 84. Gibson, Jane** Epping, NSW  
 "Four Generations" 74 x 24 cm  
**Miniature**  
 Four log cabin variations by four generations of the same family. Each quilter has incorporated scraps from the preceding quilts in her quilt. And some of the orange fabrics in the 1970 quilt are original 1970s fabrics.  
 Design Source: Log Cabin traditional design
- 85. Harris Ingall, Athena** Coal Point, NSW  
 "Why Not" 43 x 37 cm  
**Miniature**  
 This small quilt is made from scraps using the kantha running stitch technique. The front is machine pieced and includes calico I have indigo dyed. The sign on the top embroidered onto Mali hand woven fabric. The back features English paper piecing.
- 86. Allen, Stephanie** Mirani, QLD  
 "Unbreakable Bond" 51 x 35 cm  
**Pictorial Quilt**  
 'Unbreakable Bond' was created by layering various types of fabrics, free motion embroidering with multiple threads to sketch, paint & blend the details. Combining techniques to capture the unbreakable bond shared between my daughter and her horse.
- 87. Alexander, Shelia** Cronulla, NSW  
 "Boundless Love" 45 x 45 cm  
**Miniature**  
 Modified a popular pattern to mini size made entirely of offcut half square triangles waste from another project in red, black and gray. Hearts have special significance as I grew up in the Heart City of the USA, Valentine, Nebraska.  
 Design Source: 'Exploding Heart' by Slice of Pi
- 88. Harding, Julie** Sawtell, NSW  
 "Cart Wheels" 73 x 49 cm  
**Art Quilt**  
 An abstract design inspired from old wooden cartwheels resting against a shop wall in a traditional Japanese village. Constructed from traditional Japanese cotton, linen & silks.
- 89. McKinlay, Monika** Kambah, ACT  
 "We Are Going" 50 x 50 cm  
**Miniature**  
 Braidwood 2023 challenge – half and half pizza in a box. A small section of Kath Walker's poem 'We are going' is embroidered into the shadow of the circle to time stamp the project being made at the time of the 2023 Referendum.
- 90. Doyle, Rachael** New Lambton, NSW  
 "No 4 in 3D Study" 50 x 50 cm  
**Miniature**  
 Inspired by Escher and Fibonacci geometric designs for shape and playing with solid colour progression for depth. This is series have been exploring over the last few years. Extending my skills to quilt my own projects.  
 Design Source: Inspired by Escher drawings and Fibonacci geometry

**91. Timmins, Chris** Grafton, NSW  
"Living on the Hill" 40 x 40 cm

**Two Person Collaborative Quilt**

Appliqué shapes added to the background to create landscape design. Covered in tulle and machine quilted.

Design Source: Design source unknown

**92. Reinhard, Susan** Mudgee, NSW  
"Baby Sanderson" 43 x 43 cm

**Miniature**

A mini version of the famous Sanderson Star quilt. Entirely hand made and quilted. Paying homage to one of my favourite red and white quilts.

Design Source: Inspired by antique quilt & refencing pattern by Christine Cohrs

**93. Hewitt, Lynn** Caringbah, NSW  
"Spring in the Illawarra" 60 x 50 cm

**Pictorial Quilt**

A personal photograph was used for inspiration. This unusual combination of colours every Spring is a delight.

**94. Jones, Ruth** Engadine, NSW  
"Pretty in Pink" 51 x 51 cm

**Pieced Quilt, Small - Amateur**

Foundation pieced Mariners Compass reduced to 50% from class block.

Design Source: Anything Goes workshop with Lynn Hewitt

**95. Boland, Donna** Yowie Bay, NSW  
"Nightscape" 40 x 54 cm

**Miniature**

Unplanned, no pattern, creativity flowed. Inspired by Irene Roderick's work I cut, stitched & cut again letting the fabric take me on a journey. The quilt emerged: a nocturnal cityscape, buildings mirrored in tranquil waters.

What do you perceive?

**96. de Vanny, Sue** Greenvale, VIC  
"Born To Be Wild" 166 x 100 cm

**Pictorial Quilt**

In this textile art piece, three African Wild dog pups venture forth, followed subtly by an adult, amidst a shifting environment. The webbed holes in the fabric represent the diminishing landscape, highlighting nature's fragility and resilience.

**97. Haddrick, Julie** Blackwood, SA  
"Pink Galahs in the Bush" 116 x 92 cm

**Art Quilt**

Galahs are the clowns of both city & rural landscapes; here I have used my home (Adelaide Hills) images for the setting. Bird photos used with permission (Stuart Milde and Phillip Byatt). Galahs mate for life and we have regular sightings of breeding pairs.

**98. Barton, Tonia** Scone, NSW  
"Playing With Your Dinner" 84 x 107 cm

**Pictorial Quilt**

I love zebras. My grandchildren were colouring in one day and I saw these beauties.

The background was an inspiration from a workshop with Gloria Loughman. It is hand painted and dyed plus some commercial fabrics.

**99. Nutt, Wendy** Lemon Tree Passage, NSW  
"Paperbark Pathways" 72 x 113 cm

**Art Quilt**

Multi-layered raw edge appliqué depicting peeling bark of paperbark trees, a common tree of coastal regions. Walking amongst them brings pleasure in peaceful surroundings. The colours used exemplifies the rich hues to be found in the Australian bush.

**100. Frazer, Jan** Elwood, VIC  
"Gumnut Candy" 128 x 104 cm

**Other Techniques - Professional**

A linen hand screen print by Reece Scannell of Australian gum nuts that has been enhanced with whimsical embellishments.

**101. Gallegos, Debra** Barrack Heights, NSW  
"Looking Out My Window" 107 x 106 cm

**Appliqué Quilt - Amateur**

Looking through a window and up the garden path and beyond.

**102. Cheng, Selina** Thornleigh, NSW  
"Shades of Autumn" 100 x 120 cm

**For the Joy of Sharing**

The colours of autumn.

**103. Miller, Beth** Kambah, ACT  
"The Kangaroos of Tidbinbilla" 134 x 89 cm

**Pictorial Quilt**

On a trip to Tidbinbilla Nature Reserve, I came across three kangaroos grazing upon the fresh grass amongst large rocks. As I approached to photograph them, they were immediately on high alert and followed my movements with their eyes.

**Thank you to our sponsors; their generosity and support are much appreciated.**

**Please support them in return.**



**104. Parker, Lorraine** Booragul, NSW  
"Karijini Amphitheatre"  
56 x 93 cm  
**Pictorial Quilt**

Karajini Amphitheatre is one of the 'magic' locations in a WA national park. The amazing colours of the change continually according to shadows and light and from one side to the other. Water seems to cascade from nowhere and from several directions.

**105. Lyons, Sandra** Oyster Bay, NSW  
"Birds of a Feather"  
120 x 110 cm  
**Appliqué Quilt - Amateur**

Liberty birds and embroidery on a 'kawandi' style background. Adapted from the pattern 'Alfred' by Lisa Mattock.

I used needleturn appliqué instead of raw edge and blanket stitch to bind each block.

The background is quilted using Perle 8 threads.

Design Source: 'Alfred' by Lisa Mattock

**106. Tait, Helen** Northbridge, NSW  
"Fire in the Desert"  
112 x 112 cm  
**Pieced Quilt, Small - Amateur**

Started in a workshop with Lisa Walton in 2011. I enjoyed working with a range of fabrics with rich textures and colours. It was a joy to finally finish this quilt.

Design Source: Crystallisation workshop by Lisa Walton

**107. Carroll, Genevieve** Revesby, NSW  
"Supanova"  
115 x 115 cm  
**Appliqué Quilt - Amateur**

Supanova – Interpretation of Spiralling Squares using hand dyed appliqué pieces assembled in a format demonstrating bursting stars in colours on bright yellow background machine quilted in grids and arcs.

Design Source: 'Spiralling Batik Squares' by Kitty Pippen

**108. Bonner, Liz** Lyons, ACT  
"Japanese Blossoms"  
74 x 125 cm  
**Appliqué Quilt - Professional**

In 2017 I made a large quilt from Japanese Kimonos. Since I had more of these silks leftover, I made this wall hanging to hang beside it.

Design Source: 'Retour des Beaux Jours' by Annick Hamelin (Quiltmania #147)

**109. Greenstein, Vicky** Grays Point, NSW  
"What Was I Thinking...?"  
109 x 116 cm  
**Pieced Quilt - Professional**

My mind is often consumed with patchwork and quilting as you see in this depiction of my brain. The hand piecing of 1,978 small pieces of fabric left me questioning my sanity at times but the final quilting focused my mind on the things that I love.

Design Source: 'My Brain on Technology Quilt' by Emma Costa (kayajoydesigns.com)

**111. Walton, Lisa** Lewisham, NSW  
"Hungarian Rhapsody"  
69 x 94 cm  
**Other Techniques - Professional**

Quilt was felted in Hungary during a Retreat. It has three layers.

Quilting and piecing was done in Sydney.

**112. Williams, Janne** Turramurra, NSW  
"Vale Dear Penny"  
95 x 97 cm  
**Art Quilt**

This contemporary quilt was inspired by the life and quilts made by Penny Coombes. It hangs in my home as a symbol of a treasured friendship.

**113. McDonald, Margaret** Wodonga, VIC  
"Pollen"  
97 x 97 cm  
**Art Quilt**

A two fabric quilt, and only circles. This is a departure for me as I often use lots of fabrics and lots of piecing. With a limited piece of ombre fabric to play with, I sought to capture (magnified scale) what happens when pollen is released.

**114. Laird, Suzanne** Lawson, NSW  
"Know Her Name"  
116 x 72 cm  
**Other Techniques - Amateur**

"Know Her Name" recognises each of the 28 women who lived and loved, and were loved but whose lives were taken in 2024 by 30 April. Read their names and remember them – daughter, sister, mother, grandmother; white, brown and black.

**115. Gebhardt, Maree** Terrey Hills, NSW  
"Tahiti"  
91 x 98 cm  
**Appliqué Quilt - Professional**

I have combined a traditional Tahitian appliqué design with my love of hand quilting. Due to climatic conditions in Tahiti these appliqué pieces are not quilted and used as bed covers to display intricate designs.

Design Source: Traditional Tahitian applique design by Deidra McElroy Hanere.

**116. Chapman, Jennifer** Upper Lansdowne, NSW  
"Circles and Squares" 110 x 110 cm  
**Entrant's Quilt Top, Small, Quilted by Another - Amateur**

Commenced in a class with Marian and Anne at Misty Mountain Getaway Dorrigo. This design is reasonably simple but so effective on the black background. The quilting complemented the quilt perfectly. A pleasure to finish this quilt.

Design Source: 'Circles and Squares' by Marian and Anne for Misty Getaway workshop class.

*Machine Quilted by: Kerry Desmond, Florabella Quilting*

**117. Crisell, Vivienne** Coffs Harbour, NSW  
"Eucalyptus" 60 x 99 cm  
**Art Quilt**

Leaf shapes, patterns and textures inspired this celebration of Eucalypts. Screen printed cottons, commercial fabrics, silk organza and free machined lace panels form a background with 3D embroidered leaves layered over and textured hand embroidery.

**118. Knudsen, Stephanie** Mornington, VIC  
"Stripping Back the Layers #2" 106 x 86 cm  
**Art Quilt**

Stripping back layers of wallpaper and paint reveals a home's past life. Renovating a house brings some surprises.

**119. Lyons, Sandra** Oyster Bay, NSW  
"All of a Flutter" 76 x 100 cm  
**For the Joy of Sharing**

I adapted the pattern "From Pinwheels to Butterflies" by Pfaff ambassador Mikael Svenson. I didn't have enough background fabric, so I dropped the pinwheels and kept the butterflies. My first attempt at matchstick quilting.

Design Source: 'From Pinwheels to Butterflies' by Mikael Svenson

**120. Haddrick, Julie** Blackwood, SA  
"Galaha in the Outback" 101 x 81 cm  
**Pictorial Quilt**

My most recent Birds of Australia series quilt, the pink Galah, loves the attention of whoever is around and has a somewhat larrikin reputation. Bird photos by Stuart Milde and Phillip Byatt. Designed, painted & dyed fabrics by the artist.

**121. Hemming, Darlene** Lane Cove, NSW  
"Reflections On My Dad" 79 x 101 cm  
**Pictorial Quilt**

10 years to complete! Its ANZAC weekend and hubby was in the ANZAC Day march to honour his Dad, Les, for the first time.

Darcy – he was a sailor, good with tools, an avid All Black supporter and a train enthusiast, a husband and a father. My Dad.

**122. Budd, Meredith** Kootingal, NSW  
"Honeybee" 260 x 120 cm  
**Combined Pieced & Appliqué Quilt - Professional**

Fantastical blooms in golds and greys featuring busy bees in the garden. All my original design and fussy cut. Needle turn appliqué blocks alternate with pieced blocks. I designed my ruler and templates to minimise seams and promote accuracy.

**123. Mayes, Emma** Leichhardt, NSW  
"Matilda" 123 x 123 cm  
**Appliqué Quilt - Amateur**

Kaffe Fassett stripes and Tilda Chambrays form the background of this abundance of flowers. The colours remind me of summer – hot sand under your toes, ice creams that melt on your fingers, picnics in the shade, the salty cool of the sea.

Design Source: 'Matilda' by Irene Blanck (Focus on Quilts)

**124. Hooworth, Judy** Morisset, NSW  
"Stuff of Dreams V: Portal" 126 x 123 cm  
**Other Techniques - Professional**

blurring the boundaries of what is seen... dreamt... imagined...

**125. Fulham, Judith** Cattai, NSW  
"My Referendum Quilt" 119 x 128 cm  
**Pieced Quilt, Small - Amateur**

A quilt made to record an event in Australia's history in the last 12 months. T-shirts worn, Uluru Statement from the Heart, Uncle John Delaney, image used with his permission, and a list of Doctors who have worked in Aboriginal Health.

**126. Matter, Françoise** Springwood, NSW  
"Where Dragonflies Dance" 107 x 135 cm  
**For the Joy of Sharing**

A delightful BOM which combined my fun to embroider and in this case, Sashiko and a patchwork. The BOM came out in during our first Covid lockdown. Thanks Jane, you kept me sane.

Design Source: 'Stepping Stones' by Jane McDonald (BeBeBold)

**127. Goonellabah Quilters Inc.** East Ballina, NSW  
"Coming Together" 106 x 136 cm  
**Group/Collaborative Quilt**

'Coming Together' is a modern quilt with large areas of negative space and vibrant colours, inspired by M Yang's pattern, but made larger, keeping the original design in mind. Group members who made the quilt are M Hawkins, D Sherring and S Jack.

Design Source: Pattern by Margo Yang (Simply Moderne # 27)

**128. Hayes, Kylie** Armidale, NSW  
"Hop 2 It" 135 x 128 cm

**Other Techniques - Amateur**

I love a good challenge so decided to hop 2 it.

I turned my love of colouring in & changed the pencils for bright fabrics to create Sunny the frog.

Design Source: 'Colourtronic Animals' colouring book published by Hinkler

**129. Cotterill, Leisel** Wentworth Falls, NSW  
"Paper Flowers" 132 x 132 cm

**Combined Pieced & Appliqué Quilt - Professional**

I saw this quilt in the 2012 winter special Quiltmania Magazine and loved it. Many years later I made a start and completed it in 2024. Quilt pattern is by Gerri Robinson for Planted Seed Designs.

Design Source: Pattern by Gerri Robinson (Planted Seed Designs)

**130. Leitch, Carol** Umina Beach, NSW  
"Blowin'" 90 x 138 cm

**Other Techniques - Amateur**

Bob Dylan's essence, transformed into a wall hanging, captures thoughts scattered by the wind. Inspired by "Blowin' in the Wind," it symbolizes releasing musings-good and bad-into the stratosphere, reflecting life's contemplations.

**131. Jones, Ruth** Engadine, NSW  
"Hidden Stars" 110 x 145 cm

**Pieced Quilt, Small - Amateur**

I was given a Dance in Paris Moda Jelly roll and Jelly roll quilts by Pam and Nicky Lintott for my birthday. I started with the Log Cabin Hidden Stars design and went from there.

Design Source: 'Log Cabin Hidden Stars' by Pam and Nicky Lintott,

**132. Hurter, Rosemary** St Ives, NSW  
"Heartsease" 108 x 146 cm

**Appliqué Quilt - Amateur**

I enjoy hand appliqué so I decided to make a quilt with as many different shapes of hearts that I could think of. I used scraps of fabrics from my stash and only purchased the green border fabric!

**133. Goonellabah Quilters Inc.** East Ballina, NSW  
"Dawn to Dusk in the Northern Rivers, NSW" 175 x 240 cm

**Group/Collaborative Quilt**

Goonellabah Quilters represent Northern NSW with 8 quilted pieces flowing together, but each one also being a stand-alone art quilt. Artists: P Oxtoby, J Low, H Davison, M Hawkins, C Graeve, P Smithyman, P Skene, S Griffiths

**134. Campbell, Eileen** Kew, VIC  
"Treasure Revealed" 114 x 118 cm

**Pictorial Quilt**

This tells the story of an old treasure map torn into three. It has been pieced together – follow the tracks to the maze and finally DIG!. The blinds have been lifted to reveal what is hidden.

**135. Syrett, Margy** Darlinghurst, NSW  
"Six of One and Half a Dozen of Another" 84 x 125 cm

**Pieced Quilt, Small - Amateur**

Being a scrapaholic, I loved picking the fabric combinations for each small block and then combining them all together. Variety, variety, variety. One shape but so many permutations. This made a great portable hand-piecing project.

Design Source: Design from Jen Kingwell's Postcard Project #15

**136. Pousderkos, Trisha** Flinders, NSW  
"Ferns" 87 x 127 cm

**Appliqué Quilt - Amateur**

Ice-dyed fabric inspired the sun coming through the ferns.

**137. Crisell, Vivienne** Coffs Harbour, NSW  
"Leaf Study" 87 x 127 cm

**Other Techniques - Amateur**

Leaf studies captured in photographs on a walk in filtered sunlight after rain, inspiring the tonal shift. Dyed, printed and bleached cotton fabrics, machine pieced and assembled. Machine and hand quilted. Embellished with hand embroidery.

Design Source: 'Ziggy Eye Spy' by Chris Jurd

**138. Hogg, Judy** Miranda, NSW  
"Summertime Feltie" 99 x 126 cm

**Appliqué Quilt - Amateur**

Summertime Feltie was basically sewn in buttonhole stitch with single stranded thread and lots of time.

Design Source: 'Summertime Sampler' by Erica Kaprow

**139. Lemin, Brian** Cooranbong, NSW  
"Trapunto meets the KISS" 85 x 130 cm

**For the Joy of Sharing**

An art panel of a Gustav Klimt painting enhanced with trapunto style stuffing and artistic decorative stitching; then framed.

The entrant is the sole crafter.

Design Source: Commercial panel of a Klimt Painting. circa 1908

**140. Beer, Sheila** Matraville, NSW  
"The Hoi Polloi Homes" 120 x 120 cm  
**Appliqué Quilt - Professional**

Unique homes have been created for unique people. This is a companion quilt to my 2016 quilt 'The Hoi Polloi'.

**141. James, Bob** Woollooware, NSW  
"Ginger Cat Fur on Triptych in Blues" 250 x 120 cm  
**For the Joy of Sharing**

Three panels the cat slept on. Luv blues. Foundation pieced and machine quilted.

**142. Laird, Suzanne** Lawson, NSW  
"Truth Decay" 119 x 118 cm  
**Pieced Quilt, Small - Amateur**

Truth is warped, infected, challenged and denied to further personal, political and business agendas. Distortions of truth challenge the social fabric and threaten global security. "Truth Decay" reminds the viewer of some tactics used against truth.

**143. Frazer, Jan** Elwood, VIC  
"Birds Out of Hand" 119 x 135 cm  
**Pieced Quilt - Professional**

My textile pieces usually focus on manipulating colour and their values. This piece is a change in focus – manipulating diverse fabric designs. Screen printed fabrics by Reece Scannell.

**144. Giblin, Brigitte** Lane Cove North, NSW  
"Miss Blenkinsop" 134 x 134 cm  
**Combined Pieced & Appliqué Quilt - Professional**

Naive appliqué using simple shapes, organically appliquéd without marking sewing lines to create a variety of different results in the shapes. Original much larger quilt is housed in the Beamish Museum in Durham.

Design Source: Inspired by a quilt in the Beamish Museum in Durham signed "J A Blenkinsop born on 2 June 1832"

**145. Cheng, Selina** Thornleigh, NSW  
"Spare Squares" 135 x 135 cm  
**For the Joy of Sharing**

Pattern tests, spare blocks, unsewn request pieces – the odds and ends of fabrics, arranged and filled out and matched together to form a whole.

**146. Sparkles, Mollie** Waterloo, NSW  
"Neon Folk" 137 x 140 cm  
**Entrant's Top Quilted by Another - Professional**

This quilt started as a simple St Louis 16-patch, however, along the way I added improvisational elements to the quilt blocks. What seems quite prescriptive on the surface, has several piecing details that start to emerge with closer investigation.

Design Source: St Louis traditional design

*Machine Quilted by: Leanne Harvey, Mount Vincent Quilts*

**147. Rofe, Jenny** Bolwarra Heights, NSW  
"Honeycomb" 140 x 140 cm  
**Combined Pieced & Appliqué Quilt - Professional**

My scrap quilt, made from my stash, was designed as a tribute to the honeybees that have disappeared from my garden due to the Varroa mite extermination programme in the Hunter Valley NSW.

**148. Gower, Barbara** The Oaks, NSW  
"Wisteria" 122 x 141 cm  
**Art Quilt**

Walking through tunnels of ancient Japanese Wisteria with single and double blooms was breathtaking. Being surrounded by long racemes of white, cream, pink, mauve and deep purple blooms with their intoxicating scent will stay with me always.

**149. Giblin, Brigitte** Lane Cove North, NSW  
"Midnight Garden" 149 x 149 cm  
**Combined Pieced & Appliqué Quilt - Professional**

Organic appliqué using simple shapes without templates or marked sewing lines. Quilt started with the centre basket idea and developed as fabrics were chosen and ideas developed. The black background was a leap of faith!

**150. Wise, Glenda** Tea Gardens, NSW  
"Circle Obsession" 152 x 152 cm  
**Appliqué Quilt - Professional**

Using a selection of blue fabrics from my stash, I appliquéd circles on to three sizes of background fabrics, arranged them and sewed them together. After ditch quilting, I decided to embellish with embroidery. It was difficult to know when to stop.

Design Source: Debbie Herd, Frances Morris, Margaret Bryden and Five others

**151. Sadleir, Gail** Engadine, NSW  
"Blue Haven" 160 x 148 cm  
**Pieced Quilt, Small - Amateur**

Wide blue and heavily quilted border surround strips from three different sources. Some parts are hand quilted and others have visible Stitch in the Ditch as a feature

Design Source: Inspired by 'Convergence Quilts' by Ricky Tims

Thank you to our sponsors; their generosity and support are much appreciated.

Please support them in return.

**152. Teager, Maureen** St Hubert's Island, NSW  
"Applique on Steroids!" 154 x 137 cm  
**Appliqué Quilt - Professional**

Marg Sampson George A Gentlewoman's Sampler. In the instructions are the words "Make the Appliqué full". So I did. I left out all the pieced blocks in the pattern. I used some of the appliqué motifs in the pattern but went crazy in the end!

Design Source: Elements from 'A Gentlewoman's Sampler' by Margaret Sampson George

**153. Miller, Roz** Cabarita, NSW  
"The Glitter That Shines" 164 x 145 cm  
**Pieced Quilt, Large - Amateur**

I enjoyed making this quilt by Jen Kingwell. Friend who also made it suggested you needed to use a repetitive colour to tie it together. I used yellow and gold colours.

Design Source: 'Glitter' by Jen Kingwell

**154. Bird, Lynne** Castle Hill, NSW  
"Hexi Flower Garden" 160 x 150 cm  
**Entrant's Quilt Top, Small, Quilted by Another - Amateur**

Started in 2018 from a collection of fat quarters. Then put on hold when moving house. Picked up again during lockdown due to COVID. Borders were added later in 2022.

Design Source: Hexagon traditional design

*Machine Quilted by: Sue Olma, So She Quilts*

**155. Sadleir, Gail** Engadine, NSW  
"The Wheels Go Round and Round" 152 x 152 cm  
**Pieced Quilt, Small - Amateur**

The quilt consists of all the colours of the rainbow, my choice, and are in the round. There are Flying Geese in a circular form and wheels of multiple coloured material completing the wheels. The colour is intense in the centre fading at the edges.

Design Source: 'New York Beauties and Flying Geese' by Carl Hentsch

**156. Hooworth, Judy** Morisset, NSW  
"Stuff of Dreams IV: At Lake's Edge" 150 x 150 cm  
**Art Quilt**

A tangled thicket on water's edge at Lake Eraring... its cover of leaves shed by autumn winds reveals the beauty of its linear formation. Repetition of the image with subtle variations and surreal colours creates an unfolding dream-like landscape.

**157. Griffiths, Sue** McLeans Ridges, NSW  
"Medieval Marginalia" 145 x 145 cm  
**Group/Collaborative Quilt**

This quilt was designed to be a fun friendship quilt by using 'Bayeux' stitch (a combination of couching and stem stitch) to imitate the illustrations found in medieval manuscripts. Thanks to members of Goonellabah Quilters for trying a new stitch.

Design Source: Inspired by drolleries written in the margins of medieval manuscripts

**158. Williams, Yvonne** Cook, ACT  
"Scissorman" 140 x 140 cm  
**Pieced Quilt - Professional**

Quilt commenced in 2013, Yvonne chose the fabrics of scissors and sewing oddities, found on the stall of The Scissorman, a fabulous supporter of Quilt Shows. Yvonne put the quilt aside for workshops etc for many years and now finally finished it.

Design Source: Ohio Star traditional design

**159. Webb, Paula** Oyster Bay, NSW  
"Flying Carpet" 137 x 142 cm  
**For the Joy of Sharing**

A beautiful pattern to use, exploring the use of colour.

Design Source: 'Flying Carpet' by Brigitte Giblin

**160. Hurter, Rosemary** St Ives, NSW  
"Bunny My Honey" 136 x 136 cm  
**Combined Pieced & Appliqué Quilt - Amateur**

I love hand appliqué and hand quilting. I was inspired to create this quilt after purchasing a book by Margaret Sampson-George and adapting one of the patterns therein. Hopefully this quilt will keep a great-grandchild snug one day!

Design Source: 'Hare Raising' by Margaret Sampson-George

**161. Butterworth, Catherine** Lindfield, NSW  
"The Early 90's" 132 x 136 cm  
**Other Techniques - Professional**

This quilt features scarves from an Italian fabric company who produced them to promote the new season's colour ranges. Headers from the Swiss houses of Mettler and Fischbacher, also from the early nineties have been pieced together for the backing.

**162. Govey, Salley** Palm Beach, NSW  
"Chasing Bunnies" 112 x 142 cm  
**Entrant's Quilt Top, Small, Quilted by Another - Amateur**

As there were no commercially available Tumbler/Thimble EPP papers to fit 2.5" square charms, I made my own, prior to designing my own Bunny motifs to hand appliqué on the border. The quilt back displays a cherished vintage nursery panel.

*Machine Quilted by: Leanne Harvey, Mount Vincent Quilts*



**163. Aaron, Danuta** Rose Bay, NSW

"Colourful Circles" 119 x 147 cm

**Entrant's Quilt Top, Small, Quilted by Another - Amateur**

With the colours I chose for this quilt I thought a different version of double wedding ring pattern make it appears to be quite modern.

Design Source: 'Hoops' by Pam Goecke Dinndorf (Aardvark Quilts)

*Machine Quilted by: Rebecca Rae, A Stitch N Line*

**164. Forbes, Mercedes** Five Dock, NSW

"Twisted" 122 x 175 cm

**For the Joy of Sharing**

Made for Community Quilts to pass on and give someone a bit of joy.

Design Source: 'Candy Canes' by Kim Brackett

**165. Strauss, Patricia** Cheltenham, NSW

"Floribunda" 124 x 158 cm

**Appliqué Quilt - Amateur**

Floribunda is based on Wendy Williams' 'Overgrown'. A red linen central panel is bordered with 2 Japanese cottons. Appliquéd felt leaves, birds and flowers spill into the borders. Embroidered dragonflies, bees, ladybirds and spiders fill any spaces.

Design Source: 'Overgrown' by Wendy Williams

**166. Dodds, Jann** North Kellyville, NSW

"Cityscape" 127 x 169 cm

**Pieced Quilt, Small - Amateur**

This quilt is the result of an exercise from Joe Cunningham's "Secondary to None" class at AQC 2023. Cutting and swapping pieces of fabric, then stitching them back together is great fun, often with surprising results.

Design Source: 'Secondary to None' class by Joe Cunningham

**167. Campbelltown Patchwork & Quilters Guild** Appin, NSW

"Eye Spy Jars" 130 x 160 cm

**Group/Collaborative Quilt**

This is our second prize in our raffle which we have for our exhibition. Members contributed fabric and made the blocks. As this quilt was aimed at young children, our members were very enthusiastic, we could not use all the blocks made.

Design Source: 'Eye Spy Jars' image on internet

**168. Wakely, Kerry** Harrington, NSW

"Arizona Rising" 137 x 152 cm

**For the Joy of Sharing**

The fabrics used were eight fat quarters of an Art Gallery range purchased about eight years ago. The fabrics were complimented by adding navy and white linen. The layout is modern, making use of fabrics used. A simple yet effective design. The quilt was professionally quilted by Maree Cini of Miss Quilts in a modern design.

Design Source: Inspired by 'Art Deco #1' by Debra Jalbert

**169. O'Brien, Joanne** Ashbury, NSW

"Mina-San Too" 138 x 160 cm

**Entrant's Quilt Top, Small, Quilted by Another - Amateur**

I machine-pieced the quilt top using Japanese print fabrics from my own stash. I also added an extra border which is not in the original design.

Design Source: 'Mina-San' by Jane MacDonald (BeBeBold)

*Machine Quilted by: Sue Rowles, Sue's Top Finish*

**171. Williams, Wendy** Cunjurong Point, NSW

"Little Baskets" 130 x 155 cm

**Entrant's Top Quilted by Another - Professional**

Made with a combination of wool and cotton for the piecing. The appliqué is completed with hand-dyed wool felt and embroidery.

*Machine Quilted by: Kat Jones, Two Cats Quilting*

**172. Wakely, Kerry** Harrington, NSW

"Bohemian Rhapsody" 132 x 163 cm

**For the Joy of Sharing**

When the magazine arrived online, it was a "must make". It would suit my stash of Odile Bailloeu's fabrics beautifully. The only alteration was a pieced border on both sides. It gave me a variety of techniques, machine piecing, applied and English.

Design Source: Pattern by Bea Airbus (Simply Moderne, issue 33)

**173. Tremain, Alan R** Wyoming, NSW

"Shoreline Shadows" 130 x 172 cm

**Art Quilt**

Design inspired by photo of flowering trees overhanging rippled beach sand on a tropical island.

**174. Bowdler, Patricia** Summer Hill, NSW

"Bali Meets Hawaii" 126 x 158 cm

**Appliqué Quilt - Amateur**

Have always admired Hawaiian quilts so finally made by own. Batiks from my stash were used for the floral patterns plus two pieces from quilting friends. The quilt is reversible and most of the fabric came from the Sewing Basket.

Design Source: Hawaiian Quilting by Elizabeth Root (Dover Publication 1989)

**Photography Policy**

**Please respect our members' copyright**

Visitors to the exhibition are permitted to photograph the quilts for personal use and post images online or in social media provided the quiltmaker/s and designers (if applicable) are acknowledged. If you wish to photograph and publish for commercial use, please apply at the Membership desk for special permission.

**175. Rawson, Carolyn** Illawong, NSW  
"Cascading Flowers" 119 x 178 cm

**For the Joy of Sharing**

A beautiful set of fat quarters are the basis for this Community Quilt. The Chandelier block is a great way to show them off. I really enjoyed playing with this simple block that gives such a pretty result.

Design Source:Chandelier traditional design

**176. Smith, Louise** Breakfast Point, NSW  
"Liberty Stars in a Blue Diamond Sky" 119 x 157 cm

**Pieced Quilt, Small - Amateur**

A lovely selection of Liberty Lawns which I have hand sewn by the English Paper Pieced method. Originally started as a travel project. As we all know Covid put a halt on many travels, so these poor stars never went on a holiday.

Design Source:Six Pointed Star traditional pattern

**177. Howse, Janet** Strawberry Hills, NSW  
"Fauvist Stained Glass" 143 x 171 cm

**Pieced Quilt, Small - Amateur**

Randomly assembled using scraps from my stash, with no attention paid to placement. This is my first quilt sewn with running stitch, after many years of English paper piecing. Stamps were used to define the stitching line. Reminds me of Fauvism.

Design Source:Drawing of 'Francy' from Jeanneke.com

**178. Jurd, Leigh Davenport** Normanhurst, NSW  
"Smitten By Liberty" 144 x 167 cm

**Pieced Quilt, Small - Amateur**

A variation of the Smitten quilt, made with EPP from Liberty fabric over the course of two summers watching my son play cricket each Saturday.

Design Source:'Smitten' by Lulu Well

**179. Widders, Grace** Gladesville, NSW  
"One for Pop" 148 x 177 cm

**Art Quilt**

Light, texture and balance were the guiding principles for arranging these gorgeous Japanese fabrics.

**180. Manning, Therese** Cheltenham, NSW  
"Colour Explosion" 150 x 180 cm

**Pieced Quilt, Small - Amateur**

Piecing a wonderful array of fabrics into a great design with traditional blocks is great fun. I am always amazed at how they turn out. This one was so much colour in so little time.

Design Source:Flowering Cross traditional design

**181. Krige, Bernice** Baulkham Hills, NSW  
"Warring Stars" 152 x 183 cm

**Pieced Quilt, Small - Amateur**

My grandson is a huge Star Wars fan and was excited when I offered to make him a quilt of Warring Stars! Red was his primary colour choice, supported by blue, black and white. He is delighted with the finished product.

Design Source:Star blocks traditional designs

**182. Locket, Gina** Manly Vale, NSW  
"Strangled Seas" 150 x 187 cm

**Pieced Quilt, Small - Amateur**

I wanted to showcase the marine prints with the glitter litter print appearing to strangle the sea. The colours are organised as if the sun is shining through to the depths of the sea.

Quilted on my domestic machine, a Bernina Q770.

Design Source:'Set Sail' by Jaybird Quilts

**183. Lewandowski, Sharon** Blakehurst, NSW  
"Little Miss Elsie" 150 x 180 cm

**Pieced Quilt, Small - Amateur**

For my granddaughter Elsie, this quilt was made using EPP and hand appliqué. I hid many I Spy items for Elsie to locate, many things and people that are important to her and me. Several people donated fabric to this end. Thank you to them all.

Design Source:'Little Miss April' by Margaret Sampson-George

**184. Caldicott, Ann** Mosman, NSW  
"Tanglewood" 148 x 178 cm

**Appliqué Quilt - Amateur**

I have always admired Sue Cody's "Tree of Life" pattern. I finally bit the bullet working it in my favourite colours. It did however take on a life of its own, hence the name Tanglewood.

Design Source:'Tree of Life' by Susanne Cody (Dragonfly Studios)

**185. Siviour, Kim** Eastwood, NSW  
"Freedom" 148 x 173 cm

**Combined Pieced & Appliqué Quilt - Professional**

A collaboration in a Marg Sampson George class. My love of birds and the inspiration that the large bird has released those in captivity to be free.

Design Source:Class with Margaret Sampson George

**Photography Policy**

**Please respect our members' copyright**

Visitors to the exhibition are permitted to photograph the quilts for personal use and post images online or in social media provided the quiltmaker/s and designers (if applicable) are acknowledged. If you wish to photograph and publish for commercial use, please apply at the Membership desk for special permission.

**186. Webb, Paula** Oyster Bay, NSW  
"For the Love of Ray" 140 x 174 cm  
**Entrant's Quilt Top, Small, Quilted by Another - Amateur**

Like many of us, I loved the memories from my childhood using ric rac braid. Using fabrics left over from a previous quilt and a Moda sandwich pack from a friend, this was the perfect quilt to make.

Design Source: 'Ric Rac Razzamatuzz' by Rachael Daisy Dodd  
*Machine Quilted by: Vicky Greenstein, My Sewing Supplies*

**187. Viquez-Soto, Maru** Canterbury, NSW  
"Guardian Angel Ariel" 87 x 153 cm  
**Two Person Collaborative Quilt**

A quilt captivating angelic figure surrounded by celestial elements. This quilt features layers of meticulously curated fabric pieces, which are fused together to form the intricate details of the angel's wings, flowing robes, and serene expression.

Design Source: 'Guardian Angel' by Laura Heine

**188. Kelly, Lynette** Eagle Vale, NSW  
"Dominoes" 153 x 178 cm  
**Entrant's Quilt Top, Small, Quilted by Another - Amateur**

A very colourful jelly roll made into a very simple but striking design.

*Machine Quilted by: Kaye Brown,*

**189. Locket, Gina** Manly Vale, NSW  
"Modern Rose Garden in Notting Hill" 152 x 153 cm  
**Pieced Quilt, Small - Amateur**

This is the fabric collection that made me fall in love with quilting, but I learned a valuable lesson! Do not cut your fabric without a plan! When I found a pattern to showcase the fabric, it meant many hours planning and even some pattern matching!

Design Source: 'Modern Rose Garden' by Carolina Patchworks

**191. Fittler, Margaret** Luddenham, NSW  
"Peacemaker 2000" 160 x 160 cm  
**Appliqué Quilt - Amateur**

Peacemakers 2000 Times & Seasons – this quilt is dedicated to the memory of Jan Vanderberg. I worked with her husband John and when Jan heard I was interested in quilting she kindly sourced the pattern and train transfers. Thank you Jan.

Design Source: Peacemakers 2000 'Times and Seasons' by Peacemakers

**192. Fielke, Sarah** Clareville, NSW  
"Stop, Thief!" 160 x 160 cm  
**Entrant's Top Quilted by Another - Professional**

"Stop, Thief!" has been my 2024 Block of the Month program. I was inspired by the work of William Morris and the Art Nouveau period for the appliqué shapes, and also the logo of my friend Robyn's shop, The Strawberry Thief.

*Machine Quilted by: Kat Jones, Two Cats Quilting*

**193. Aaron, Danuta** Rose Bay, NSW  
"Prehistoric Palms" 148 x 160 cm  
**Entrant's Quilt Top, Small, Quilted by Another - Amateur**

Using a Dresden Plate design and transforming it into another look like Palm Trees.

Design Source: 'Fan Flower Quilt' by Tilda's World

*Machine Quilted by: Rebecca Rae, A Stitch N Line*

**194. Van Kampen, Ingrid** Lane Cove, NSW  
"Clementine" 154 x 154 cm  
**For the Joy of Sharing**

"Clementine" by Irene Blanck was a BOM and I have added couple of my personal designs. As we didn't know the finished quilt, it was exciting to see the new designed revealed monthly and was a wonderful surprise seeing the next border and new fabrics.

Design Source: Mystery BOM by Irene Blanck (Quilt Mania, 2022)

**195. Redmond, Lisa** Lalor Park, NSW  
"Half Square Delight" 140 x 180 cm  
**Entrant's Quilt Top, Small, Quilted by Another - Amateur**

Inspired by Pam and Nicky Lintotts " Jitterbug Quilt Design" Using a Jelly Roll. No material wasted and all scraps were used for the corners.

Design Source: From 'Layer Cake, Jelly Roll and Charm Quilts' by Pam and Nicky Lintott.

*Machine Quilted by: Sue Olma, So She Quilts*

**196. Docksey, Judy** Armidale, NSW  
"Desert" 95 x 154 cm  
**Art Quilt**

After learning more about improvisational piecing at a Wendy Nutt workshop I set about creating different 'Desert' scenes using improvised pieces in colours of the desert. The panels represent desert colours, vegetation, temperature and landforms.

**Thank you to our sponsors; their generosity and support are much appreciated.  
Please support them in return.**

**197. Iwanczuk, Maralyn** Beecroft, NSW  
"Black Diamonds and Peachy Stars" 139 x 158 cm  
**Pieced Quilt - Professional**

This was a single piece of fabric with a few contrasting similar fabrics to create the stars, adding the black Japanese fabric which had flowers in the same colour range helped to combine the quilt top. Overseas travel project for 2023.

Design Source: Six Pointed Star traditional pattern

**198. Kelly, June** Coffs Harbour, NSW  
"THE Country Wedding" 164 x 164 cm  
**Appliqué Quilt - Professional**

This quilt was designed by Neil Chisholm and published as a Quilter's Project in Patchwork and Quilting Magazine. I have made this quilt as a wedding gift for my grandson and his wife who were married at The Rock.

Design Source: Patchwork and Quilting Magazine Vol 20 No 7 2011.

**199. Gallegos, Debra** Barrack Heights, NSW  
"Australiana" 156 x 173 cm  
**Pieced Quilt, Small - Amateur**

Playing with machine embroidery.

This has dictated my aspiration.

**200. Wallace, Trudy** The Junction, NSW  
"Starstruck" 147 x 168 cm  
**Combined Pieced & Appliqué Quilt - Professional**

Taken down the rabbit hole of inspiration by quilting, appliqué and paper artists that I admire. Led by the marvellous Marg Sampson George at a workshop at Pot Pourri Cottage. Possibilities are endless!

Design Source: Pattern by Margaret Sampson George

**201. Cooke, Melissa** Far Meadow, NSW  
"My Japan Trip" 170 x 168 cm  
**Combined Pieced & Appliqué Quilt - Amateur**

Blocks in this quilt are inspired by a 2019 textile trip to Japan, capturing elements of places visited, art and craft work appreciated, and facets of Japanese culture observed. Embellishment techniques include some learned during Tokyo classes.

Design Source: Design by Jennifer Corkish

**202. Cody, Susanne** North Turramurra, NSW  
"Parrotphernalia" 170 x 170 cm  
**For the Joy of Sharing**

Made on a whim, this happy quilt with its colourful parrots definitely lifts the spirits.

The background is pre-quilted in Pearl thread. Binding was then added and finally the appliqué shapes were sewn into place.

**203. Fittler, Margaret** Luddenham, NSW  
"The Quilt That Never Was" 170 x 170 cm  
**Pieced Quilt, Large - Amateur**

The Quilt That Never Was by QuiltNSW 2023 Mystery Quilt. The quilt was supposed to be displayed at the 2023 QuiltNSW Exhibition but did not eventuate. I spent time (and money) making this quilt and believe it should be seen.

Design Source: QuiltNSW 2023 Mystery Quilt

**204. Masterton, Dorothy** Copacabana, NSW  
"Cherished Pieces" 168 x 170 cm  
**Pieced Quilt, Large - Amateur**

All hand pieced using English Paper Piecing, large hexagon shapes, using all cotton fabrics, cotton batting, and backing. Machine quilted.

Design Source: 'Cherish' by Jodi Godfrey

**205. Dodds, Jann** North Kellyville, NSW  
"Woven Ribbons" 168 x 182 cm  
**Pieced Quilt, Large - Amateur**

Started in a class with Jemima Flendt at AQC 2024. It looks simple, I thought. But then there are all the bias seams that need to line up. An exercise in precision cutting and stitching gives a satisfying result.

Design Source: Denim Pockets class with Jemima Flendt at AQC 2024

**206. Jurd, Chris** Warrimoo, NSW  
"New Life" 168 x 173 cm  
**Two Person Collaborative Quilt**

The "seed" pods are made large to highlight some amazing pieces of African fabric.

The layout mirrors seeds under the ground, then emerging as a meadow of organic wildflowers.

**207. Tait, Nicole** Galston, NSW  
"Stabilimenta" 165 x 165 cm  
**Entrant's Quilt Top, Small, Quilted by Another - Amateur**

This quilt was started in Summer School. I enjoyed using large pictorial fabrics surrounded by coordinated coloured fabrics.

Octagons were hand pieced and then machine pieced. I finished it off with a "Dutch Binding" technique.

Design Source: Class by Karen Cunningham

*Machine Quilted by: Kim Mariani, KimQuilt*

Thank you to our sponsors; their generosity and support are much appreciated.  
Please support them in return.

**208. Westmacott, Pamela** Willoughby East, NSW  
"Wacky Circles" 139 x 158 cm

**Entrant's Quilt Top, Small, Quilted by Another - Amateur**

My aim was to venture out of my comfort zone to try random freehand cutting of wonky curves then piecing these together in a free manner. Great way to reduce the stash and scrap bag fabrics. Great fun, I need to be more adventurous!

Design Source: Thread Sketching & painting techniques inspired by Debra Wirsu.

*Machine Quilted by: Leanne Harvey, Mount Vincent Quilts*

**209. Parr, Angelique** Westleigh, NSW  
"Colours of the Rainbow" 163 x 188 cm

**Entrant's Quilt Top, Small, Quilted by Another - Amateur**

A fun quilt bursting with colour. Made for my husband. Backed with flannelette fabric for extra warmth during the winter.

Design Source: 'Colorband Quilt' by Stephanie Sheridan and Linda Leathersich (Stitched Together Quilts)

*Machine Quilted by: Kaye Jamieson, Quilting Quarters*

**210. Barlow, Judy** Blaxland, NSW  
"Reproduction Beauties" 172 x 172 cm

**Pieced Quilt, Large - Amateur**

The first row I created for this quilt was the zig zag pattern, inspired by the Roebuck Quilt. From there I created light & dark rows using up scraps. All hand pieced using English paper piecing and hand quilted.

**211. Kovacic, Robyn** Bowral, NSW  
"Robin's Nest" 174 x 174 cm

**Entrant's Quilt Top, Small, Quilted by Another - Amateur**

This is a medallion style quilt that was predominantly constructed by hand due to the number of small pieces requiring accuracy in piecing balance points. Fabrics were chosen from my reproduction fabric collection to achieve a scrappy quilt effect.

Design Source: Pattern by Karen Styles (Somerset Patchwork and Quilting.)

*Machine Quilted by: Kim Dolan, Emerald Quilting*

**212. Beattie, Andrea** North Sydney, NSW  
"Oh My Stars!" 174 x 174 cm

**Pieced Quilt, Large - Amateur**

"Oh My Stars!" is my version of Morning Stars, a pattern by Chris Jurd. A colourful and fun quilt to make that re-interprets an old block that has appeared in quilts since the 1800s.

Design Source: 'Morning Stars' by Chris Jurd

**213. Hadjimichael, Katrina** Harrington Park, NSW  
"Amelia Rose" 175 x 175 cm

**Appliqué Quilt - Professional**

I love to hand appliqué flowers, so this pretty quilt was a joy to make including bouquets of roses, tulips and buds. It is my original design, created for a Pattern of the Month online appliqué tutorial program. I hand quilted using Perle 8 thread.

**214. Markham, Alison** Figtree, NSW  
"Whirly Gigs" 175 x 175 cm

**Entrant's Quilt Top, Small, Quilted by Another - Amateur**

I bought my grandson a plastic whirlygig and when making it spin, I was reminded of a swirling rainbow captured at a moment in time – luckily, I had the perfect fat quarters on hand. Giucy Giuce art deco prints with Jason Yenter Colourful spots.

Design Source: Twisted Pinwheel traditional design

*Machine Quilted by: Vicky Greenstein, My Sewing Supplies*

**215. Cody, Susanne** North Turramurra, NSW  
"Albertine" 174 x 174 cm

**For the Joy of Sharing**

Albertine was designed to showcase some of my favourite vintage pictorial fabrics and my Liberty stash. I particularly enjoyed the random placement of images and the loose layout – it was fun filling in the spaces on this coverlet.

**216. Nicholls-Thomson, Sharon** Far Meadow, NSW  
"A Cat in The House" 174 x 174 cm

**Entrant's Top Quilted by Another - Professional**

I am fascinated by sampler quilts and obsessed with block encyclopedias. I chose all 'nine patch' blocks. I loved selecting the fabrics block by block, blending contemporary & reproduction fabrics. The quilt was named for the sashing fabric. Can you see why?

Design Source: Traditional block designs

*Machine Quilted by: Daneen Horsfall, Yatta Quilt Studio*

**218. Jurd, Leigh Davenport** Normanhurst, NSW  
"Hydrangea Macrophylla x Pollinate" 172 x 190 cm

**Pieced Quilt, Large - Amateur**

English paper pieced Pollinate quilt, inspired by tricolour hydrangeas and made using Tula Pink fabrics.

Design Source: 'Pollinate' by Kitty Wilken



**219. Husband, Wendy** Pennant Hills, NSW

"A Florist's Dream - Beauty Within" 178 x 178 cm

**Entrant's Quilt Top, Small, Quilted by Another - Amateur**

This quilt is predominantly needle-turn appliqué with 6 machine pieced blocks and a foundation pieced diamond border.

I chose many bright fabrics mostly from my stash to represent the vivid colours of Spring, my favourite season.

Design Source: 'Garden Party Down Under' by Irene Blanck

*Machine Quilted by: Maralyn Iwanczuk, JOY M I Longarm Quilting Service*

**220. Zbik, Teresa** Rydalmere, NSW

"Gloucester Star 1" 180 x 180 cm

**Pieced Quilt, Large - Amateur**

"Gloucester Star 1" was sewn using six templates created by Brenda Burgess of Flip la K. Yellow, orange, ochre, teal and blue fabrics used were from my 'stash'. Black fabric frames the star. The templates make accurate piecing a joy!

Design Source: 'Gloucester Star' by Brenda Burgess (Flip la K)

**221. Buchanan, Ruth** Glenbrook, NSW

"Ancient Forest" 180 x 183 cm

**Entrant's Top Quilted by Another - Professional**

How can you play with one quilt layout making versions that are utterly different? V.1 of my original design is horizontal, in a black/white/rainbow palette & evokes sailboats. Here, it's vertical, an ancient forest of batiks & indigenous prints.

*Machine Quilted by: Birgit Hoffman, Black Sheep Machine Quilting Services*

**222. Doyle, Rachael** New Lambton, NSW

"In Naroma" 180 x 183 cm

**Entrant's Quilt Top, Large, Quilted by Another - Amateur**

A beautiful week in Naroma with Quilty friends and Judy Newman workshop. I had some Tilda fat quarters and gingham and mixed with linen. Completed a lovely fresh quilt top that reminds me of the beach and summer, spending time with friends.

Design Source: 'At Barts Summer Counterpane' by Judy Newman

*Machine Quilted by: Leanne Harvey, Mount Vincent Quilts*

**223. Barnard, Lynn** Ingleburn, NSW

"Green Tea and Sweet Beans" 179 x 181 cm

**Entrant's Quilt Top, Large, Quilted by Another - Amateur**

'Green Tea and Sweet Beans' was my COVID quilt. It was made using fabrics and cottons from my stash. Due to this and personal design preferences numerous modifications were made. The flowers and vines on the border are just one example of this.

Design Source: 'Green Tea and Sweet Beans' by Jen Kingwell

*Machine Quilted by: Jennifer Granger, Jen's Longarm Quilting*

**224. Redmond, Lisa** Lalor Park, NSW

"Tulips from the Orient" 178 x 180 cm

**Entrant's Quilt Top, Large, Quilted by Another - Amateur**

My Auntie helped me choose this pattern that we found in a magazine. I used oriental fabrics rather than the traditional flower prints, to give the quilt a richness and warm feeling.

Design Source: 'Tulip Bouquets' by Victoria Carrington (Today's Quilter Magazine)

*Machine Quilted by: Sue Olma, So She Quilts*

**225. Reinhard, Susan** Mudgee, NSW

"Peaceful Garden" 182 x 182 cm

**Appliqué Quilt - Professional**

An original appliqué design representing ideas from my travels and garden. The quilt top was damaged during construction but deserved to be finished. Experimented using Quiltlite and big stitch quilting.

**226. Doughty, Kathy** West Ryde, NSW

"Where We Love is Home" 176 x 176 cm

**Combined Pieced & Appliqué Quilt - Professional**

Although I usually design my own quilts, I love interpreting the designs of others and changing the colour palette completely. I chose a green linen and happy corals, aquas and reds to do the appliqué and Perle 8 for the embroidery. So fun to make!

Design Source: 'Where We Love is Home' by Anni Downes (Hatched and Patched)

**227. Doughty, Kathy** West Ryde, NSW

"Garden Party Down Under" 188 x 188 cm

**Combined Pieced & Appliqué Quilt - Professional**

Garden Party Down Under is a beautiful pattern by Irene Blanck. It was a joy to make with lots of lovely appliqué and my stash of fabrics from Material Obsession!

Design Source: 'Garden Party Down Under' by Irene Blanck (Focus on Quilts)

**Thank you to our sponsors; their generosity and support are much appreciated. Please support them in return.**

**228. Morrison, Stephanie** Orange, NSW  
"Using Up Liberty" 190 x 184 cm

**For the Joy of Sharing**

What's not to love about low volume and liberty. I started with circles and then discovered my two inch liberty hexies needed a home so they became the border. An absolute joy to both hand and machine stitch. Quilting by Belinda Betts.

**229. Mayes, Emma** Leichhardt, NSW  
"House Party" 190 x 190 cm

**Pieced Quilt, Large - Amateur**

The inspiration for this quilt was Anna Maria Horner's gorgeous Source Code fabric – with my heart set on that I spent several happy hours in the scrap bin searching for pairs of fabrics that were just calling out to be put together.

Design Source: 'Pattern House Party' by Kathy Doughty

**230. Klompe, Isabella** Double Bay, NSW  
"Salad Greens" 190 x 190 cm

**Entrant's Quilt Top, Large, Quilted by Another - Amateur**

Experimenting with greens and mauves.

Design Source: 'Hoops' by Pam Goecke Dinndorf (Aardvark Quilts)

*Machine Quilted by: Rebecca Rae, A Stitch N Line*

**231. Mortensen, Suzanne** Gymea Bay, NSW  
"Variation from 2000 Canadian Book" 190 x 190 cm

**Entrant's Quilt Top, Large, Quilted by Another - Amateur**

From Quilt Mania 2000 from Canada. Outer borders designed by me.

Design Source: Pattern from Canadian quilting magazine

*Machine Quilted by: Vicky Greenstein, My Sewing Supplies*

**232. Thrift, Lynette** Narraweena, NSW  
"Night Blooms" 188 x 188 cm

**Pieced Quilt, Large - Amateur**

A variety of black and white fabrics were used with a single red fabric as an accent in the disappearing nine patch pattern.

Design Source: Disappearing Nine Patch traditional design

**233. Barnard, Lynn** Ingleburn, NSW  
"Miss Flower's Garden" 185 x 185 cm

**Entrant's Quilt Top, Large, Quilted by Another - Amateur**

Karen Cunningham's quilt 'Miss Flower' peaked my imagination. Many small embroidered blocks became appliquéd/embroidered blocks of birds, butterflies & bugs. Corners were appliquéd/embroidered garden scenes and 'Miss Flower's Garden' was complete.

Design Source: 'Miss Flower' by Karen Cunningham

*Machine Quilted by: Jennifer Granger, Jen's Longarm Quilting*

**234. Barlow, Judy** Blaxland, NSW  
"Maltese Cross" 183 x 183 cm

**Combined Pieced & Appliqué Quilt - Amateur**

The main block is a Maltese Cross using tone on tone fabrics with an interconnecting block. Made using English paper piecing & hand quilted. The light border is one piece with the colourful & dark block appliquéd on.

Design Source: Maltese Cross traditional design

**235. Klompe, Isabella** Double Bay, NSW  
"Autumn Leaves" 192 x 192 cm

**Entrant's Quilt Top, Large, Quilted by Another - Amateur**

The quilt is made up of many blocks, bits and pieces are put together as one.

Design Source: Traditional patterns

*Machine Quilted by: Sue Rowles, Sue's Top Finish*

**236. Bosch, Carla** Bowral, NSW  
"Pickled All Sorts" 194 x 192 cm

**Entrant's Quilt Top, Large, Quilted by Another - Amateur**

The chance to learn a complex method of foundation piecing in a workshop with Chris Jurd was too good to pass up. The technique and encouragement to use colour combinations outside my comfort zone was challenging, highly enjoyable and very rewarding.

Design Source: 'Pickled Fish' by Chris Jurd.

*Machine Quilted by: Birgit Hoffman, Black Sheep Machine Quilting Services*

**237. Masterton, Dorothy** Copacabana, NSW  
"Jewels in the Crown" 142 x 196 cm

**Combined Pieced & Appliqué Quilt - Amateur**

Traditional Crown and Kite block design, using EPP method, hand appliquéd of traditional Snowflake blocks, pentagon flower shapes, and Suffolk Puffs. Machine quilted on a domestic sewing machine, also some raw edge appliquéd.

Design Source: Crown and Kite traditional design

**238. Partridge, Bronwyn** Armidale, NSW  
"Birds of a Feather" 158 x 188 cm

**Entrant's Quilt Top, Small, Quilted by Another - Amateur**

When I first saw this pattern I was inspired by the design, lovely fabrics, prints, colours & birds. I immediately knew this quilt would reflect my desire to express my memory & love of birds as a child sharing our orchard fruits.

Design Source: 'Mango Garden' by Tilda

*Machine Quilted by: Jackson Cook, House of Jackson*

**239. Hastings, Rebecca** Drummoyne, NSW  
"Two Cabs to the Toucan" 156 x 193 cm

**Other Techniques - Professional**

The animal blocks and design for this quilt was inspired by a trip to South America in May. I've used linen sourced from Op shop garments (lucky I enjoy unpicking) & had great fun making the asymmetrical animal blocks and doing hand chain-stitching.

**240. Donovan, Sandra** East Ryde, NSW  
"For the Love of Blue" 145 x 196 cm

**Group/Collaborative Quilt**

The anvil block has always been one of my favourites. These are friendship blocks that were originally from 1995, with a second round with the group in 1999. COVID gave me time to tackle this UFO, finally completing the hand quilting this year.

Design Source: Anvil traditional design

**241. Williams, Yvonne** Cook, ACT  
"Lunchtime Rounds of Friendship" 196 x 192 cm

**Group/Collaborative Quilt**

Yvonne's quilt top from 8 Rounds of Friendship Quilts created by 8 fellow workers meeting weekly at lunchtime and secretly machine pieced following instructions from the book "Patchwork Rounds of Friendship". Yvonne quilted and finished her version.

Design Source: Patchwork Rounds of Friendship' by Debbie Herd, Frances Morris, Margaret Bryden and Five others

**242. McDonald, Margaret** Wodonga, VIC  
"Full Moon" 192 x 192 cm

**Entrant's Top Quilted by Another - Professional**

Inspired by the colours of the full moon over the seasons, with lots of fabrics and much fussy cutting. Usually I spent a long time assembling a top, but this one emerged much quicker.

*Machine Quilted by: Wendy Gleeson, Clever Ducks Quilting*

**243. Williams, Janne** Turramurra, NSW  
"Variation on a Daisy Theme" 164 x 195 cm

**Pieced Quilt, Large - Amateur**

This quilt was made over a period of around 2 years. A Rachel Daisy Dodd influence. Hand quilting completed in 2024.

**Photography Policy**

**Please respect our members' copyright**

Visitors to the exhibition are permitted to photograph the quilts for personal use and post images online or in social media provided the quiltmaker/s and designers (if applicable) are acknowledged. If you wish to photograph and publish for commercial use, please apply at the Membership desk for special permission.

**244. Cooper, Robyn** Berry, NSW  
"Book Club" 168 x 192 cm

**Entrant's Top Quilted by Another - Professional**

Ad-lib construction starting with blue scraps, many of which were strips and lent themselves to a messy rectangular block.

A cottage window, framed by flowers, peeking into someone's library.

*Machine Quilted by: Joanne Nicholls, Thirroul Custom Quilting*

**245. Anderson, Patricia** Cabarita, NSW  
"Sarah's Sampler (1855)" 163 x 198 cm

**Entrant's Quilt Top, Small, Quilted by Another - Amateur**

Sampler Quilt based on colours red and white. Machine pieced and appliquéd. Constructed in blocks based on the 7 patterns in the design.

Design Source: 'Sarah's Sampler (1855)' by Marg Low

*Machine Quilted by: Sue Olma, So She Quilts*

**246. Barton, Jacqueline** Ashfield, NSW  
"My Hot Cross Buns" 174 x 194 cm

**Entrant's Quilt Top, Small, Quilted by Another - Amateur**

This quilt is made from a jelly roll, with the addition of 1 extra colour (grey), with solids for the background pieces. I even had the perfect piece of backing which was only just big enough for the quilt (thanks Sue).

Design Source: 'Hot Cross Buns' (modification) by Lella Boutique

*Machine Quilted by: Sue Rowles, Sue's Top Finish*

**247. Cook, Jackson** Armidale, NSW  
"Salt Lake Diamonds" 175 x 195 cm

**Pieced Quilt - Professional**

Well, when a fabric catches your eye, you can't walk away, right? Well at least I can't and this is what started this quilt while away in Salt Lake City in 2022. I chose the pattern to represent the trip, as on its side, it looks like mountains & lakes.

Design Source: Diamond Daze' by Sew Kind of Wonderful

**248. Timmins, Chris** Grafton, NSW  
"Urban Owls" 170 x 200 cm

**Group/Collaborative Quilt**

Created by the Boambie Bowerbird Quilt Group from a Block of Month from Misty Threads. Purchased by the late Lyn Waugh, who passed away last year. Techniques included are appliquéd, piecing, foundation piecing and wool embroidery.

Design Source: 'Urban Owls' by Wendy Williams

**49. Hough, Kim** Lindfield, NSW  
"Snowball's Chance" 166 x 195 cm

**Pieced Quilt, Large - Amateur**

Snowball blocks pieced together and bordered by Flying Geese.

Design Source: Flowering Snowball block taught by Wendy Williams

**250. Zbik, Teresa** Rydalmere, NSW  
"Flip Ways" 166 x 195 cm

**For the Joy of Sharing**

My quilt groups colours which gradually travel through the quilt.

Design Source: 'Flip Ways' template by Flip la K

**251. Kelly, Lynette** Eagle Vale, NSW  
"McIntosh Maze" 117 x 168 cm

**Entrant's Quilt Top, Small, Quilted by Another - Amateur**

My friends, The McIntosh's, gave me some partially completed blocks and fabric to use. I hope they are happy with the result.

*Machine Quilted by: Kaye Brown,*

**252. McGrath, Denise** Valla Beach, NSW  
"Porcelaine de Chiffons" 193 x 193 cm

**Pieced Quilt, Large - Amateur**

As soon as I saw a picture of this quilt, I knew I had to make it. Many of the fabrics I used are by Di Ford Hall & I love how the beautiful green works with all the other colours and red stripe. This quilt was a lot of fun to make.

Design Source: 'Porcelaine de Chiffons' by Renee Ferre (Quiltmania)

**253. Babidge, Catherine** Mosman, NSW  
"Bride and Bloom" 195 x 195 cm

**For the Joy of Sharing**

Hand appliqué and hexagons designed by Susanne Cody and used as a block of the month at Material Obsession. I was the preparer of the monthly kits which meant choosing fabrics...sometimes the original was available and sometimes suitable substitutions.

Design Source: 'Bride and Bloom' by Susanne Cody

**254. French, Sharon** Bateau Bay, NSW  
"A Touch of Indigo" 197 x 197 cm

**Pieced Quilt - Professional**

Quilt was pieced as weekly clues were released and each clue went together to form two different blocks. On point blocks and corners were joined to form the diagonal designs.

Design Source: 'Mystery Quilt - Indigo Way' by Bonnie Hunter (Quiltville)

**255. Husband, Wendy** Pennant Hills, NSW  
"Diamond Square Dance" 198 x 198 cm

**Entrant's Quilt Top, Large, Quilted by Another - Amateur**

My quilt was made using mostly foundation piecing and needle-turn appliqué. I was drawn to this unusual pattern, and the use of reproduction fabrics as in the pattern really suits.

Design Source: 'Hatchet' by Chris Jurd

*Machine Quilted by: Maralyn Iwanczuk, JOY M I Longarm Quilting Service*

**256. Stacy, Miriam** Dee Why, NSW  
"Liberty" 193 x 196 cm

**Entrant's Quilt Top, Large, Quilted by Another - Amateur**

My quilt is a feast of Liberty fabrics I have collected over the years that I have worked into a design that suits the patterns and colours, designs and dimensions.

Design Source: 'Pastel Blush' by Kaffe Fassett

*Machine Quilted by: Sue Rowles, Sue's Top Finish*

**257. Russell, Donna** Wollongong, NSW  
"Japanese Flower Garden" 193 x 193 cm

**Pieced Quilt, Large - Amateur**

Japanese folded patchwork is all hand sewn so I could easily travel with it. I matched up each of the red squares with the same pattern in the indigo fabric and tried to arrange it from the lightest shades in the middle to darker on the outside.

Design Source: Japanese Quilt Blocks to Mix and Match by Susan Briscoe.

**258. Forbes, Mercedes** Five Dock, NSW  
"Boxes" 122 x 183 cm

**For the Joy of Sharing**

Made for Community Quilts to pass on and give someone a bit of joy.

Design Source: 'Coral Squares' by Janet Goddard (Down Under Quilts, # 177)

**259. Gibson, Jane** Epping, NSW  
"Cutting Corners" 138 x 185 cm

**Pieced Quilt - Professional**

I'm not sure if this is a Double Half Snowball block or a Half Double Snowball block. Only two corners of the block have been cut off but each of those has been done twice. It has used up a lot of 5" squares and produced many half-square triangles.

Design Source: Snowball traditional design

**260. Griffiths, Sue** McLeans Ridges, NSW  
"Semi-Splendid Sampler" 198 x 198 cm  
**Combined Pieced & Appliqué Quilt - Professional**

Of the 49 blocks in this sampler quilt, 43 are from a range of designers, published as an online BOM organised by Pat Sloane. 6 of the designs are my own. I have made two samplers from these blocks as I felt 100 in one quilt would be a little busy.

Design Source: 43 blocks from The Splendid Sampler, online BOM organised by Pat Sloane.

**262. Boland, Donna** Yowie Bay, NSW  
"Of the Earth" 230 x 160 cm  
**Art Quilt**

Earth-bound, we thrive—ground, water, air.

Our existence intertwined with the earth.

Flow with Earth's rhythm or face ruin.

This work echoes our vital connection.

**263. Da Mata, Carolina** Liverpool, NSW  
"Springtime" 142 x 201 cm  
**Pieced Quilt, Small - Amateur**

Hexagon quilt design depicting a floral garden.

**264. Bond, Jade** Oyster Bay, NSW  
"Calypso Splice" 142 x 204 cm  
**Entrant's Quilt Top, Small, Quilted by Another - Amateur**

This was made as part of a mystery quilt along – I had no idea what the final design would look like. Colours were chosen on faith and all fabrics were from my stash. It was an act of trust!

Design Source: New Day quiltalong by Modern Quilt Studio

*Machine Quilted by: Kristen Kell, Hobby Sew Figtree*

**265. Harris Ingall, Athena** Coal Point, NSW  
"Gone Fishing" 246 x 218 cm  
**Entrant's Quilt Top, Large, Quilted by Another - Amateur**

I made this quilt for my friend's son Campbell's birthday – he is a very keen fisherman and requested a quilt with fish in solid colours with a bright centre block to represent glistening waterways. I knitted this block from threads found in op shops.

*Machine Quilted by: Leanne Harvey, Mount Vincent Quilts*

**266. Mortensen, Suzanne** Gymea Bay, NSW  
"Flowering Wreath" 200 x 200 cm  
**Entrant's Quilt Top, Large, Quilted by Another - Amateur**

A variation of Flowering Wreath by Carolyn Murfitt. Edging from tutorial White Arbor Quilting.

Design Source: 'Flowering Wreath' by Carolyn Murfitt

*Machine Quilted by: Vicky Greenstein, My Sewing Supplies*

**267. Koller, Barbara** Chester Hill, NSW  
"Quilt For Maggie" 198 x 198 cm  
**Entrant's Quilt Top, Large, Quilted by Another - Amateur**

The extra-large courthouse step blocks with all scrappy brights were fun to piece. Sashing idea of my choice achieved with diamond print corner stones. Commercially quilted by my friend Kay Brown.

Design Source: 'Scrappy Courthouse Steps' by Taralee Quiltery

*Machine Quilted by: Kaye Brown,*

**269. Gosling, Bronwyn** Coogee, NSW  
"Scrappy Blue Sticks" 122 x 190 cm  
**Pieced Quilt, Small - Amateur**

Quilt made completely from scraps.

Design Source: 'Candy Coated' by Amanda Jean Nyberg

**270. McGrath, Denise** Valla Beach, NSW  
"Bugs, Butterflies, Birds and Blooms" 150 x 200 cm  
**Appliqué Quilt - Amateur**

I attend Summer School in the Blue Mountains which is organised by Karen Cunningham. The 2023 challenge was Bugs & Butterflies. I love Karen's designs & have many of her patterns, so I decided to use aspects of 8 of her patterns to make this quilt.

Design Source: Combination of patterns by Karen Cunningham

**271. Miller, Sue** Kurraba Point, NSW  
"Jean Irene" 165 x 220 cm  
**Pieced Quilt - Professional**

I attended a workshop at Fabric Garden where Sophie Dawson of Sew Swish Designs shared with us how to make her quilt – Jean Irene. It uses a template she designed. I randomly cut 2.5" strips of fabric off bolts of fabric in the shop! Looks fabulous!

Design Source: 'Jean Irene' by Sew Swish Designs

**272. McKinlay, Monika** Kambah, ACT  
"Spellbound Sunrise" 168 x 207 cm  
**Pieced Quilt - Professional**

Sunrise colours from my beach house window. Orange batik jellyroll with split complimentary blues on colour wheel. Secondary pattern of stars reminds me of the transition between stars drifting away into dawn. Glide Safety Orange thread for texture.

Design Source: 'Spellbound' by Fat Quarter Shop

**273. Bond, Jade** Oyster Bay, NSW  
"Cosmos" 167 x 211 cm  
**Entrant's Quilt Top, Small, Quilted by Another - Amateur**

Not only was this quilt fun to make but it was also fun to select fabrics for! I love simple classic blocks that become something different and unique when certain fabrics or arrangements are used.

Design Source: 'Cosmos' by Gwen Brown

*Machine Quilted by: Kristen Kell, Hobby Sew Figtree*

**274. Lancashire, Isobel** Bathurst, NSW  
"The Blue Hexagon Quilt No2" 166 x 224 cm  
**For the Joy of Sharing**

The quilt top was made from blue and white hexagons donated by members of QuiltNSW. Top assembled Isobel Lancashire and quilted by Leisel Cotterill.

Design Source: Hexagon traditional design

**275. Law, Michelle** Downer, ACT  
"Trip Hazard" 147 x 203 cm  
**Pieced Quilt, Small - Amateur**

An exercise in fussy placement, scrap usage and mixing colours and fabrics which probably shouldn't go together. Somehow it just works, and that's what I love most about quilting. This quilt was started in 2016 and finished in 2024.

Design Source: 'Stepping Stones' by Irene Blanck (Focus on Quilts)

**276. Rawson, Carolyn** Illawong, NSW  
"Community Garden" 122 x 193 cm  
**For the Joy of Sharing**

Another beautiful Community Quilt. I fell in love with this feature fabric and knew it would suit a pattern we have previously used in the program. I cut out the squares and stripping years ago and this top has travelled to our Retreat several times!

**277. Donovan, Sandra** East Ryde, NSW  
"Romantic Japan" 159 x 212 cm  
**Pieced Quilt - Professional**

A wedding gift for my niece Gemma and partner Emilio who proposed to her in the Bamboo Forest in Japan. It is made entirely from my stash of Japanese fabrics, an eclectic mix including traditionally dyed and Yukata fabrics.

Design Source: Square within a Square traditional design

### Photography Policy

#### Please respect our members' copyright

Visitors to the exhibition are permitted to photograph the quilts for personal use and post images online or in social media provided the quiltmaker/s and designers (if applicable) are acknowledged. If you wish to photograph and publish for commercial use, please apply at the Membership desk for special permission.

**278. Matthews, Karen** Cherrybrook, NSW  
"Caswell Quilt" 178 x 208 cm  
**Entrant's Top Quilted by Another - Professional**

The quilt was inspired by the "Caswell Carpet" which resides in the Metropolitan Museum of Art in New York. I commenced the blocks during the Covid lockdown and enjoyed appliquéing them with fabrics from my stash by hand using silk threads.

Design Source: 'The Caswell Quilt' by Corliss Searcey (Threadbear Patchwork and Quilting)

*Machine Quilted by: Sue Olma, So She Quilts*

**279. Howse, Janet** Strawberry Hills, NSW  
"Sunshine and Shadow" 179 x 218 cm  
**Pieced Quilt, Large - Amateur**

Scraps from the last 30 years plus a new yellow fabric featuring cups, saucers and kitchen items every fourth vertical row to provide light and colour. This gives the quilt a "retro" feel with birds on the backing referencing a homely lifestyle.

**280. Avalon Quilters** Avalon Beach, NSW  
"The Sum of Us" 180 x 212 cm  
**Group/Collaborative Quilt**

25 Avalon Quilters rummaged through their stash of fabrics to create a confetti of 1" squares. The quilt will be a raffle for The MITO Foundation.

All hand pieced and hand quilted by our members.

Design Source: Postage Stamp traditional design

**281. Whellum, Wendy** Colonel Light Gardens, SA  
"My Basket Quilt" 180 x 205 cm  
**Appliqué Quilt - Professional**

I first saw images of the original quilt about 20 years ago. I thought I would make the pattern myself. Corliss Searcy produced her pattern in 2010. It has been waiting to be made since then. Started in 2022. I changed the background to grey.

Design Source: Pattern by Corliss Searcy (Threadbear Patchwork and Quilting)

**282. Van Kampen, Ingrid** Lane Cove, NSW  
"The Secret Garden" 176 x 220 cm  
**Entrant's Quilt Top, Small, Quilted by Another - Amateur**

This gorgeous pattern is by Sarah Fielke, as an online BOM, using our own fabric choices. Due to my preference for symmetry, I modified and redesigned the top border in keeping with the design. The best part was selecting colours and various fabrics.

Design Source: Design by Sarah Fielke

*Machine Quilted by: Robyn Allen, N/A*



**283. Barrett, Kerry** Rozelle, NSW  
"Inner Cube" 175 x 210 cm

**For the Joy of Sharing**

This Inner Cube quilt is a geometric fantasy in a rainbow of colours. It was hand pieced using the English Paper Piecing method.

Design Source: 'Inner Cube Quilt' by It's Sew Jodi

*Machine Quilted by: Sue Rowles, Sue's Top Finish*

**284. Southern Quilters Finishing School, Inc** Caringbah, NSW

"Celestial Collaboration" 172 x 217 cm

**Group/Collaborative Quilt**

Inspiration was a demonstration of perfect multicoloured striped circles. Members joined strips together and sewed around a coffee filter and turned inside out. Circles were appliquéd to backgrounds of black or white giving the illusion of a galaxy.

Design Source: Inspired by photograph posted by an acquaintance in an online guild

**285. Price, Linda** Ashtonfield, NSW  
"Poppy" 180 x 225 cm

**Entrant's Top Quilted by Another - Professional**

Circles pieced over paper by hand and appliquéd to background blocks by hand. Blocks machine pieced and commercially quilted by Cathy Davies of The Quilting Studio.

Design Source: 'Poppy' by Margaret Sampson George

*Machine Quilted by: Cathy Davies, The Quilting Studio*

**286. Gibson, Jennifer** Narrawallee, NSW  
"Berry Warm Quilt" 181 x 208 cm

**Appliquéd Quilt - Professional**

This quilt pattern immediately appealed to me for its use of a wide variety of fabric that I could use from my stash. Many are fabrics collected on a trip to Japan. Embroidery gave me an opportunity to include another element.

Design Source: 'A Story of the Kokeshi' by Megumi Mizuno

**287. Markham, Alison** Figtree, NSW  
"My Kaffe Diamonds" 183 x 223 cm

**Entrant's Quilt Top, Large, Quilted by Another - Amateur**

Large prints contrasting with spots and stripes give me a modern take on stained glass – the fabrics are joyful and vibrant. Simple edge to edge quilting is the perfect foil for the explosion of colour and pattern.

Design Source: 'Bordered Diamonds' by Kaffe Fassett

*Machine Quilted by: Irene Andrews, Irene Andrews Quilting*

**288. Johnson, Lisa Gifford** Wentworthville, NSW  
"Mad Hatter's Tea Party" 187 x 202 cm

**Pieced Quilt - Professional**

I love nothing more than a good cup of tea and sewing, so when I saw this quilt, I fell in love and had to make one for myself. Though I think my daughter is going to claim it for herself.

Design Source: 'Curiouser and Curiouser Mad Hatter Tea Party' by Tula Pink

**289. Koller, Barbara** Chester Hill, NSW  
"Country Life" 188 x 205 cm

**Combined Pieced & Appliquéd Quilt - Amateur**

Inspiration came from many sources e.g. Sue Daley & Brigitte Giblin designs, also friends from Wentworth quilters.

Design Source: [www.taraleequiltery.com](http://www.taraleequiltery.com)

**290. Pousderkos, Trisha** Flinders, NSW  
"Follow My Shibori Tracks" 195 x 226 cm

**Pieced Quilt, Large - Amateur**

Using all my stash of Japanese fabric, with some imposters I created this quilt around my Shibori embroidery.

**291. Shayler, Lyn** Oatlands, NSW  
"Jacobs Coat" 185 x 210 cm

**Pieced Quilt, Large - Amateur**

The design is focused on fabric I have collected over the years. It is designed to show off the fabric through shapes and patterns. The fabrics have driven to final overall form and combined to create a slightly free-form outcome.

**292. Wells, Merryl** Asquith, NSW  
"A Trio of Trains" 177 x 226 cm

**Pictorial Quilt**

This quilt was inspired by a grandson's love of trains. The trains & memorabilia added to the overall design & size for a bed quilt. I love to learn & utilise various techniques in my quilts. There is hidden information relevant only to him.

Design Source: Improv Blocks method by Rayna Gillman. Thread Sketching inspired by Debra Wirsu.

**293. Baird, Hilda** Bowral, NSW  
"Bloemfontein" 195 x 205 cm

**Combined Pieced & Appliquéd Quilt - Professional**

Pattern by Brigitte Giblin with my own design of an appliquéd outer border, and addition of a fun Pom Pom binding. Hand pieced and appliquéd. Hand quilted.

Design Source: 'Bloemfontein' by Brigitte Giblin

**294. Knight, Kate** Newcastle, NSW  
"Crista(rebel)la" 201 x 220 cm

**Pieced Quilt, Large - Amateur**

Begun as "Cristabella", designed by Margaret Sampson-George. She then flew off on her own path of geometric discovery, delighting in the interplay of tessellating diamonds and hexagons. English paper pieced, hand quilted, finished with a knife-edge.

Design Source:Adaptation of pattern by Margaret Sampson-George

**295. Bertram, Lyn** Warilla, NSW  
"Donna's Floral Star" 203 x 203 cm

**Appliqué Quilt - Professional**

The centrepiece of the quilt is a Six Point floral Star designed by my friend, Donna Warren. It is machine quilted and, for the hand appliqué, I used Madeira Aerofil threads. Some of the pinks are from a reproduction bundle I purchased in the USA.

Design Source:Centre star designed by Donna Warren

**296. Zapatero, Annette** Emu Heights, NSW  
"Bin Chicken" 203 x 224 cm

**Pieced Quilt, Large - Amateur**

A collection of recycled little pieces of scraps sewn into half inch hexagons. Top contains 11,092 half inch hexagons with a further 1,310 on the back.

**298. Hall, Judy** Forster, NSW  
"Cracked Up Animals In My Quilt" 203 x 203 cm

**Pieced Quilt, Large - Amateur**

The title for the quilt is from a childhood memory of the advertising jingle 'Animal Crackers In My Soup'. It is a bright chirpy song – hence the colours. The round circles represent the soup bowls filled with bits of animals from the crackers.

Design Source:'Heads and Tails' by Michelle Marvig

**299. Davie, Heather** Marrickville, NSW  
"Hope" 202 x 220 cm

**For the Joy of Sharing**

Traditional Stars using Civil War Reproduction Fabrics.

Design Source:Pattern by Howard Marcus

**300. Noack, Janelle** Koorinal, NSW  
"Plates of Ashdene" 195 x 220 cm

**Entrant's Top Quilted by Another - Professional**

The design is taken from an old bathroom floor tile design, hexagon tiles of course. I designed the coloured 'plates' and joined together to create a secondary pattern. The name, Plates of Ashdene, comes from my love of Ashdene fine bone china.

*Machine Quilted by: Monika McKinlay, Make It Quilted*

**301. Baird, Hilda** Bowral, NSW  
"Fly Away With Me" 202 x 202 cm

**Appliqué Quilt - Professional**

My variation on a lovely pattern featuring birds by Margaret Sampson George and aptly named "Fly Away With Me". All hand stitched – hexagons English paper pieced then appliquéd, bird features and borders needleturn appliquéd. Hand quilted.

Design Source:'Fly Away with Me' by Margaret Sampson George

**302. Kondratenko, Christine** Sandringham, NSW  
"Under the Southern Cross" 206 x 206 cm

**Entrant's Quilt Top, Large, Quilted by Another - Amateur**

Traditional pieced quilt based on quilt of the crosses.

Design Source:'Quilt of the Crosses' by Lucy Boston

*Machine Quilted by: Vicky Greenstein, My Sewing Supplies*

**303. Tait, Nicole** Galston, NSW  
"Bits N Pieces" 206 x 206 cm

**For the Joy of Sharing**

This quilt was a labour of love. I loved using the small fussy cut fabrics and enjoy just looking at it, finding new fabrics over and over again.

Design Source:Project by Karen Cunningham

**304. Nicholls, Margaret** Callala Beach, NSW  
"A Quilt for Ross and Phoebe" 206 x 206 cm

**Entrant's Quilt Top, Large, Quilted by Another - Amateur**

This is a quilt made with love for Ross and Phoebe.

I knew the optical illusion of the tumbling block pattern would appeal to our son Ross and Phoebe would like the simple colour pallet.

The quilting adds interest and texture to the overall design.

Design Source:'Opal Essence' by Lorena Uriarte

*Machine Quilted by: Daneen Horsfall, Yatta Quilt Studio*

**Thank you to our sponsors; their generosity and support are much appreciated.  
Please support them in return.**

**305. Matthews, Karen** Cherrybrook, NSW  
"Circled Daisies" 206 x 206 cm

**Entrant's Top Quilted by Another - Professional**

When I began this quilt I had the idea of making a black quilt with white appliqué flowers. After creating the centre I decided I wanted more colour. The four vases and 380 circles evolved. All is hand appliquéd using silk threads.

*Machine Quilted by: Sue Olma, So She Quilts*

**306. James, Bob** Woollooware, NSW  
"Windmills of Your Mind" 204 x 204 cm

**Two Person Collaborative Quilt**

Based on the idea of circles on circles as in the song Windmills of Your Mind. Custom quilted after discussions. I don't think I sang the song to Vicky.

**307. Johnson, Judith** Oak Flats, NSW  
"Quilt Sampler" 204 x 211 cm

**For the Joy of Sharing**

Sampler Quilt designed by Lynn Bertrum. Fabric is Victoria by Three Sisters for Moda. Machine quilted by Sally Wisheart Willowglen, Wanterbadgery.

Design Source: Pattern by Lynn Bertrum

**308. Teager, Maureen** St Hubert's Island, NSW  
"It's All Over Now" 215 x 215 cm

**Appliqué Quilt - Professional**

Block of the month pattern by Rhonda Pearce 2008. The blocks were drawn from a quilt in The American Museum in Bath which I saw in 2006. I didn't make all 25 blocks and designed the border from elements in the blocks.

Design Source: Block of the Month by Rhonda Pearce

**309. Hogg, Judy** Miranda, NSW  
"It's a Happy Place!" 178 x 232 cm

**Appliqué Quilt - Amateur**

It's A Happy Place has all the activity happening! As something different for me I have used Free-Motion Appliqué even on the tiniest of fabric pieces, which was a real challenge at times. It was a fun happy design to work on each month.

Design Source: 'Welcome to my World- It's a Happy Place' BOM by Gourmet Quilter NZ

**310. Fielke, Sarah** Clareville, NSW  
"Big Woods" 178 x 244 cm

**Entrant's Top Quilted by Another - Professional**

Fabric designer Tula Pink and I have always talked about working together, and we finally made it happen. "Big Woods", designed by me using Tula's fabrics, is the 2024-25 Block of the Month for Free Spirit. The BOM starts in August, signups are open!

*Machine Quilted by: Kat Jones, Two Cats Quilting*

**311. Brown, Anna** Bungwahl, NSW  
"Canopy 25" 178 x 248 cm

**Art Quilt**

The remnants of catastrophic bush fires.

**312. Peattie, Louise** Kellyville, NSW  
"Almost Perfectly Insane" 177 x 235 cm

**Entrant's Quilt Top, Large, Quilted by Another - Amateur**

I selectively chose block patterns from the Book 'Nearly Insane' by Liz Lois that I have been wanting to make for some time. The red fabrics were collected over many years, some of which are Vintage. Small amounts of colour were added for interest.

Design Source: 'Nearly Insane' by Liz Lois

*Machine Quilted by: Kay Murray, Kay and Quilting*

**313. Wright, Amanda** Woodstock, QLD  
"Rock Garden" 216 x 216 cm

**Pieced Quilt - Professional**

I wanted to mix textures to create a non-traditional view of the normally jolly Garden Gnomes, that is where I started playing with flannel and leather. Mixing those with the rock and roll vibes of Libs Elliot fabrics, the Garden Gang formed.

Design Source: 'Gnomenculture' by Kellie Fannin

**314. Nelson, Cheryl** Caringbah South, NSW  
"Celtic Trellis Garden" 208 x 211 cm

**Entrant's Quilt Top, Large, Quilted by Another - Amateur**

Celtic iconology and symbols have a long history of decoration, and it was on these wonderful and ingenious pictures from history that I have chosen the design of the interlocking octagons and twisted lines of my quilt.

Design Source: Pattern in 'Nifty Nine Patches' by Carolann M Palmer

*Machine Quilted by: Anne Singleton, ALS Quilting*

**315. Fulham, Judith** Cattai, NSW  
"Delaford" 200 x 230 cm

**Entrant's Quilt Top, Large, Quilted by Another - Amateur**

A beautiful English paper pieced quilt designed by Katrina Hadjimichael, started in MMXX11 and completed in MMXX11.

Design Source: Pattern By Katrina Hadjimichael

*Machine Quilted by: Susan Campbell, Rowdy Flat Quilting*

**Thank you to our sponsors; their generosity and support are much appreciated. Please support them in return.**

**316. Campbelltown Patchwork & Quilters Guild** Appin, NSW

"Born Star Sampler" 205 x 254 cm

**Group/Collaborative Quilt**

This pattern consists of 28 different fabrics for the 20 different blocks. Our exhibition team had a lot of fun picking the fabrics. Our hope is the winner feels the love & stories shared in its construction. This is 1st prize in our Guild's raffle.

Design Source: 'Barn Star Sampler' by Shelley Cavanna

**317. Hewitt, Lynn** Caringbah, NSW

"Mountains" 215 x 244 cm

**Entrant's Top Quilted by Another - Professional**

This quilt evolved using Thick and Thin Log Cabin blocks with a wide range of fabrics and colours to create a mountainous landscape.

*Machine Quilted by: Vicky Greenstein, My Sewing Supplies*

**318. Hayes, June** Armidale, NSW

"Diamond Rain" 217 x 235 cm

**Entrant's Quilt Top, Large, Quilted by Another - Amateur**

They say diamonds are a girl's best friend, that's why I decided to let loose like a goose & to play in a world of colour making these diamonds. This is the end result. Now I have a reason to go buy more fabric, definitely the cheapest diamonds!

Design Source: Wedge Quilt workshop by Christina Cameli

*Machine Quilted by: Jackson Cook, House of Jackson*

**319. Gibson, Jennifer** Narrawallee, NSW

"Vintage Tiles" 202 x 211 cm

**Combined Pieced & Appliqué Quilt - Professional**

Needleturn appliqué and machine pieced Japanese taupe quilt.

Design Source: 'Vintage Tiles' by Dorothy Baker

**320. Merriel, Shirley** Caringbah, NSW

"Another Great Grandchild!" 215 x 255 cm

**Entrant's Quilt Top, Large, Quilted by Another - Amateur**

I have another great grandchild on the way and they may have arrived by the time of this show.

This quilt has been made from the leftovers from my last quilt and grew from there. The border is different with the addition of the appliqué features.

Design Source: Pattern by Elizabeth T Miller (QNM, June 2000)

*Machine Quilted by: Anne Singleton, ALS Quilting*

**321. Rose, Kate** Surry Hills, NSW

"Quirky Abundance" 190 x 198 cm

**Combined Pieced & Appliqué Quilt - Amateur**

I enjoyed creating my own quirky icons for each of the triangular windows, using interlocking vines to unite birds chatting on a branch 'swing', bursting sun, grand winding flowers. I love the ethereal 'dreaming' mermaids backing'.

Design Source: 'Abundance' by Kathy Doughty

**322. Cooper, Robyn** Berry, NSW

"Sunrise Floating" 194 x 232 cm

**Entrant's Top Quilted by Another - Professional**

A purely ad lib quilt build, using up scraps of red fabrics and then grading the values to produce luminosity and light. The lattice can be overlay or underlay to pull/push the red squares into foreground/background adding depth to the work.

*Machine Quilted by: Joanne Nicholls, Thirroul Custom Quilting*

**323. Sparkles, Mollie** Waterloo, NSW

"Burning Up" 212 x 224 cm

**Entrant's Top Quilted by Another - Professional**

Burning Up uses the Delectable Mountains quilt block but in a new modern way. I developed a technique to interlock the block, and focused on a strong ombré colour story using only prints from my fabric stash. It was time to burn up those fabrics!

Design Source: Delectable Mountains traditional design

*Machine Quilted by: Leanne Harvey, Mount Vincent Quilts*

**324. Abood, Susan** Concord, NSW

"Vintage Doilies No 5" 224 x 244 cm

**Combined Pieced & Appliqué Quilt - Amateur**

Machine pieced vintage doilies combined with traditional piecing. Hand Quilted Pearl 8 crochet thread. Started work in April 2023 and completed November 2023.

**326. Moul, Liesel** Orange, NSW

"Lovely Lovely Liberty" 230 x 235 cm

**Pieced Quilt - Professional**

I love Liberty fabric!!!

This quilt & the all Liberty fabric was a delight to sew, it was an easy one to pick up and put down while moving house a few years ago. It was so beautiful quilt, I don't know why it took me so long to actually start...

Design Source: Hexagon traditional design

**327. Knight, Kate** Newcastle, NSW  
"Tempestuous Botanicals" 228 x 248 cm  
**Appliqué Quilt - Amateur**

A modern-antique composition, the centre of which is borrowed loosely from an antique quilt owned by the Denver Art Museum and various characterful vase blocks. Heartfelt thanks to Margaret Sampson-George for her gentle guidance along the way.

Design Source: Adaptation of pattern by Margaret Sampson-George

**328. Hill, Bronwyn** Wamboin, NSW  
"Lady Bones" 220 x 228 cm  
**Pictorial Quilt**

"Lady Bones" is a quilt that explores the essence of femininity through delicate yet resilient imagery. Each stitch weaves together a narrative of strength and vulnerability, echoing the quiet power inherent in women's experiences.

**329. Molyneaux, Robyn** Eastwood, NSW  
"Tessellated Tiles" 181 x 229 cm  
**Entrant's Quilt Top, Large, Quilted by Another - Amateur**

I started this quilt in a workshop with Catherine Butterworth in 2011 for her Googly Eye quilt. I enjoyed using the Marti Michell mirror to preview fabrics for fussy cutting the stars. It is finally finished after 13 years.

Design Source: 'Googly Eye' by Catherine Butterworth

*Machine Quilted by: Kay Murray, Kay and Quilting*

**330. Alexander, Shelia** Cronulla, NSW  
"Coral Reef" 221 x 259 cm  
**Pieced Quilt, Large - Amateur**

A dynamic fabric begged for a kaleidoscope to highlight the varied designs. To make each 4-patch posy stand alone, I framed them with my hand dyed (coral) and green batiks to create a garden under the sea with sunlight and shadow tones in the border.

Design Source: 'Belle Kaleidoscope' by Marilyn Foreman (QuiltMoments.com)

**331. Butterworth, Catherine** Lindfield, NSW  
"The Calendar Quilt" 237 x 237 cm  
**Pieced Quilt - Professional**

This design was inspired by a quilt in an engagement calendar my Mother gave me back in 1975. The colour palette reflects our son and daughter-in-law's love of deep, bright colours. This is their wedding quilt.

Design Source: Vintage quilt top made in Massachusetts circa 1870-1880, maker unknown

**332. Bertram, Lyn** Warilla, NSW  
"Harmony" 240 x 240 cm  
**Combined Pieced & Appliqué Quilt - Professional**

The quilt was made to teach the QAYG method and as a way to incorporate machine quilting on a smaller scale. I incorporated several different techniques into the quilt such as EPP, Foundation Piecing, 3D Piecing, 3D Appliqué and some Crazy patchwork.

**333. Budd, Meredith** Kootingal, NSW  
"Asian Cathedrals" 237 x 254 cm  
**Combined Pieced & Appliqué Quilt - Professional**

My first 3D CW design, made over 3 months. Designed as a fitted quilt as the tailored finish reduces the bulk on the corners.

The Cathedral Windows are all hand-finished and the origami folded blocks are hand stabilised and beaded.

**334. Birchall, Narelle** Cooma, NSW  
"Floriana" 237 x 237 cm  
**Combined Pieced & Appliqué Quilt - Professional**

"Floriana" was inspired by my love of antique chintz quilts. I selected an octagonal multi-faceted framework with structured layering of a diverse range of flowers and leaves to provide balance and depth in each bouquet. Quilt is entirely handmade.

Design Source: Image published in "Chintz Applique – From Imitation to Icon" by Carolyn Ducey

**335. Mout, Liesel** Orange, NSW  
"Sugar Plum" 230 x 260 cm  
**Entrant's Top Quilted by Another - Professional**

I saw Judy Newman's Sugar Plum quilt at Quiltessentially Clunes many years ago & feel in love with the pink background so just had to make it. The blocks were an absolute joy to make from choosing the fabrics to piecing them together.

Design Source: 'Sugar Plum' by Judy Newman

*Machine Quilted by: Jayne Rennie, Quilting Finesse*

**336. Wise, Glenda** Tea Gardens, NSW  
"William Morris Meets Marg Sampson George" 165 x 230 cm  
**Pieced Quilt - Professional**

Begun many years ago in a class in the Blue Mountains with Marg Sampson George using her Dodecagon Pattern. Predominantly William Morris fabrics were used.

Design Source: 'Dodecagon' by Margaret Sampson George

**337. Harradine Family** Collombatti Rail, NSW  
"HB to Mum" 244 x 244 cm  
**Group/Collaborative Quilt**

My scattered children organised a holiday to celebrate my birthday. I brought sewing supplies & asked them to sew. And EVERYBODY did.

Thankyou Margaret, Angharad, Iraia, Callum, Yenny, Atticus, Winsome, Ruth, Eve, Grace and Suzie Q for the quilting.

Design Source:Interlocking Squares traditional design

**338. Iwanczuk, Maralyn** Beecroft, NSW  
"Paisley in Pink and Dove" 256 x 240 cm  
**Pieced Quilt - Professional**

Found the pink paisley fabric, felt it didn't need to be complicated in design. Added dove grey squares to add a little variety to the design and to add style to our new bedroom furniture.

**339. Kovacic, Robyn** Bowral, NSW  
"Charlotte" 260 x 260 cm  
**Entrant's Quilt Top, Large, Quilted by Another - Amateur**

Charlotte was designed to accompany Michelle Yeo's fabric line of the same name, with the main print reproduced from a French floral dating back to the 1780s. The quilt features many fussy cut pieces to achieve some beautiful effects.

Design Source:Pattern by Michelle Yeo

*Machine Quilted by: Kim Dolan, Emerald Quilting*

**340. Bonner, Liz** Lyons, ACT  
"My Halifax Frame Quilt" 260 x 260 cm  
**Entrant's Top Quilted by Another - Professional**

When I saw this quilt top in the heritage collection of the UK Quilters Guild I was blown away. It was such a fun way to showcase reproduction fabrics and sew some broderie perse motifs.

Design

Source:<https://www.quiltmuseum.org.uk/collections/heritage/all/1850-1870/broderie-perse-panel-framed-top.html>

*Machine Quilted by: Monika McKinlay, Make IT Quilted*

**342. Rankmore, Therese** Gunnedah, NSW  
"Galaxy" 248 x 246 cm  
**Pieced Quilt - Professional**

"Galaxy" uses sixteen fabrics and a bargello technique to create the illusion of movement within the quilt. The straight line quilting enhances the curved appearance.

**343. R, Amy** Scullin, ACT  
"Golden Rays" 30 x 30 cm  
**Youth (Year 7-12)**

Sun flowers are the inspiration for this quilt.

Amy kept a hexie theme adding a 3D element to the petals and leaves. Free motion quilting completes the mini quilt.

**Thank you to our sponsors; their generosity and support  
are much appreciated.  
Please support them in return.**



# Quilts by Category

- 1.1 **Pieced Quilt, Small – Amateur** 94, 106, 125, 131, 135, 142, 151, 155, 166, 176, 177, 178, 180, 181, 182, 183, 189, 199, 263, 269, 275
- 1.2 **Pieced Quilt, Large – Amateur** 153, 203, 204, 205, 210, 212, 218, 220, 229, 232, 243, 249, 252, 257, 279, 290, 291, 294, 296, 298, 330
- 2 **Appliqué Quilt – Amateur** 101, 105, 107, 123, 132, 136, 138, 165, 174, 184, 191, 270, 309, 327
- 3 **Combined Pieced & Appliqué Quilt – Amateur** 160, 201, 234, 237, 289, 321, 324
- 4 **Other Techniques – Amateur** 62, 114, 128, 130, 137
- 5.1 **Entrant's Quilt Top, Small, Quilted by Another – Amateur** 116, 154, 162, 163, 169, 186, 188, 193, 195, 207, 208, 209, 211, 214, 219, 238, 245, 246, 251, 264, 273, 282
- 5.2 **Entrant's Quilt Top, Large, Quilted by Another – Amateur** 222, 223, 224, 230, 231, 233, 235, 236, 255, 256, 265, 266, 267, 287, 302, 304, 312, 314, 315, 318, 320, 329, 339
- 6 **Pieced Quilt – Professional** 82, 109, 143, 158, 197, 247, 254, 259, 271, 272, 277, 288, 313, 326, 331, 336, 338, 342
- 7 **Appliqué Quilt – Professional** 72, 74, 108, 115, 140, 150, 152, 198, 213, 225, 281, 286, 295, 301, 308
- 8 **Combined Pieced & Appliqué Quilt – Professional** 122, 129, 144, 147, 149, 185, 200, 226, 227, 260, 293, 319, 332, 333, 334
- 9 **Other Techniques – Professional** 75, 78, 100, 111, 124, 161, 239
- 10 **Entrant's Top Quilted by Another – Professional** 146, 171, 192, 216, 221, 242, 244, 278, 285, 300, 305, 310, 317, 322, 323, 335, 340
- 11 **For the Joy of Sharing** 102, 119, 126, 139, 141, 145, 159, 164, 168, 172, 175, 194, 202, 215, 228, 250, 253, 258, 274, 276, 283, 299, 303, 307
- 12 **Miniature** 64, 66, 67, 70, 71, 84, 85, 87, 89, 90, 92, 95
- 13 **Art Quilt** 65, 68, 73, 77, 80, 88, 97, 99, 112, 113, 117, 118, 148, 156, 173, 179, 196, 262, 311
- 14 **Pictorial Quilt** 63, 69, 76, 79, 81, 86, 93, 96, 98, 103, 104, 120, 121, 134, 292, 328
- 15 **Modern - Negative Space and Minimal Design** 7, 8, 13, 15, 19, 23, 31, 34, 57, 61
- 16 **Modern – Improvisational** 11, 12, 16, 17, 18, 20, 21, 22, 25, 27, 28, 29, 30, 33, 35, 37, 38, 40, 42, 44, 45, 50, 51, 52, 53, 54, 56, 58, 60
- 17 **Modern – Traditional** 9, 10, 14, 24, 26, 32, 36, 39, 41, 43, 46, 47, 48, 49, 55, 59
- 18 **Two Person Collaborative Quilt** 91, 187, 206, 306
- 19 **Group/Collaborative Quilt** 127, 133, 157, 167, 240, 241, 248, 280, 284, 316, 337
- 20 **Junior (up to Year 6)** 2, 6
- 21 **Youth (Year 7-12)** 1, 3, 4, 5, 343

**Thank you to our sponsors; their generosity and support  
are much appreciated.  
Please support them in return.**

# Index of Exhibitors

- Aaron, Danuta,193  
 Abood, Susan,324  
 Alexander, Shelia,87, 330  
 Allen, Stephanie,86  
 Anderson, Patricia,245  
 Andrews, Irene,36, 57  
 Avalon Quilters,280  
 Babidge, Catherine,22 253  
 Baird, Hilda,293, 301  
 Barlow, Judy,210, 234  
 Barnard, Lynn,223, 233  
 Barrett, Kerry,283  
 Barton, Jacqueline,246  
 Barton, Tonia,24, 98  
 Beattie, Andrea,54, 212  
 Beer, Sheila,140  
 Bertram, Lyn,295, 332  
 Betts, Belinda,37, 52  
 Birchall, Narelle,334  
 Bird, Lynne,154  
 Boland, Donna,95, 262  
 Bond, Jade,264, 273  
 Bonner, Liz,108, 340  
 Booth, Donna,76  
 Bosch, Carla,236  
 Bowdler, Patricia,62, 174  
 Brown, Anita,16, 47  
 Brown, Anna,311  
 Buchanan, Ruth,49, 221  
 Budd, Meredith,122, 333  
 Butler, Bev,38, 64  
 Butterworth, Catherine,161, 331  
 Caldicott, Ann,184  
 Campbell, Eileen,74, 134  
 Campbelltown Patchwork &  
 Quilters Guild,167, 316  
 Cardie, Jan,71  
 Carroll, Genevieve,107  
 Cawley, Wilma,73  
 Chapman, Jennifer,116  
 Cheng, Selina,102, 145  
 Cody, Susanne,202, 215  
 Cook, Jackson,247  
 Cooke, Melissa,201  
 Cooper, Robyn,244, 322  
 Cotterill, Leisel,129  
 Crisell, Vivienne,117, 137  
 Da Mata, Carolina,263  
 Davie, Heather,299  
 de Vanny, Sue,11, 96  
 Docksey, Judy,15, 196  
 Dodds, Jann,166, 205  
 Donovan, Sandra,240, 277  
 Doughty, Kathy,226, 227  
 Doyle, Rachael,90, 222  
 Fielke, Sarah,192,310  
 Firth, Dianne,75  
 Fittler, Margaret,191, 203  
 Forbes, Mercedes,164, 258  
 Frazer, Jan,100, 143  
 French, Sharon,254  
 Fulham, Judith,125, 315  
 Gallegos, Debra,101, 199  
 Gebhardt, Maree,115  
 Giblin, Brigitte,144, 149  
 Gibson, Jane,84, 259  
 Gibson, Jennifer,286,319  
 Gilbert, Maggie,34  
 Goonellabah Quilters Inc.,127,  
 133  
 Gosling, Bronwyn,25, 269  
 Govey, Salley,162  
 Gower, Barbara,61, 148  
 Greenstein, Vicky,109  
 Griffiths, Sue,157, 260  
 Haddrick, Julie,97,120  
 Hadjimichael, Katrina,213  
 Hall, Judy,298  
 Harding, Julie,17, 88  
 Harradine Family,337  
 Harris Ingall, Athena,85, 265  
 Harvey, Leanne,59  
 Hastings, Rebecca,60, 239  
 Hayes, June,318  
 Hayes, Kylie,128  
 Hemming, Darlene,121  
 Hewitt, Lynn,93, 317  
 Hill, Bronwyn,328  
 Hill, Helen,12,23  
 Hogg, Judy,138,309  
 Hooworth, Judy,124,156  
 Hough, Kim,249  
 Howse, Janet,177,279  
 Hull, Jessica,31  
 Hurter, Rosemary,132,160  
 Husband, Wendy,219,255  
 Iwanczuk, Maralyn,197,338  
 J, Ashlyn,3  
 James, Bob,141,306  
 Jobbins, Di,9, 19  
 Johnson, Judith,307  
 Johnson, Lisa Gifford,7, 288  
 Jones, Ruth,94, 131  
 Jurd, Chris,39, 206  
 Jurd, Leigh Davenport,178, 218  
 Kelly, June,198  
 Kelly, Lynette,188, 251  
 Klompe, Isabella,230, 235  
 Knight, Kate,294, 327  
 Knudsen, Stephanie,118  
 Koller, Barbara,267, 289  
 Kondratenko, Christine,302  
 Kovacic, Robyn,211, 339  
 Krige, Bernice,43, 181  
 L, Nickel,1  
 Laird, Suzanne,114, 142  
 Lancashire, Isobel,274  
 Langhorne, Rhonda,81, 82  
 Law, Michelle,275  
 Leitch, Carol,130  
 Lemin, Brian,69, 139  
 Lewandowski, Sharon,183  
 Locket, Gina,182, 189  
 Louie, Deborah,56  
 Lyons, Sandra,105, 119  
 M, Rafi,6  
 Manning, Therese,79, 180  
 Markham, Alison,214, 287  
 Marley, Sharon,55  
 Martyn, Vicki,41  
 Mason, Michele,33  
 Masterton, Dorothy,204, 237  
 Matter, Françoise,126  
 Matthews, Karen,278, 305  
 Mayes, Emma,123, 229  
 McDonald, Margaret,113, 242  
 McGrath, Denise,252, 270  
 McKinlay, Monika,89, 272  
 Merriel, Shirley,320  
 Miller, Beth,103  
 Miller, Roz,153  
 Miller, Sue,271  
 Molyneaux, Robyn,329  
 Morrison, Stephanie,228  
 Mortensen, Suzanne,231,266  
 Moul, Liesel,326, 335  
 Nelson, Cheryl,314  
 Nicholls, Margaret,304  
 Nicholls-Thomson, Sharon,44,  
 216  
 Nikoleski, Judi,63, 65  
 Noack, Janelle,300  
 Nutt, Wendy,46, 99  
 O'Brien, Joanne,169  
 Parker, Lorraine,68, 104  
 Parr, Angeliq,209  
 Partridge, Bronwyn,238  
 Peattie, Louise,312  
 Porter, Catherine,13, 67  
 Pousderkos, Trisha,136, 290  
 Price, Linda,285  
 R, Amy,4, 343  
 R, Megan,5  
 Rankmore, Therese,20, 342  
 Rawson, Carolyn,175, 276  
 Redmond, Lisa,195, 224  
 Reinhard, Susan,92, 225  
 Richardson, Ann,35, 40  
 Rofe, Jenny,147  
 Rona, Judith,18, 26  
 Rose, Kate,321  
 Rundle, Jane,21,70  
 Russell, Donna,66, 257  
 Russell, Pam,42  
 Sadleir, Gail,151, 155  
 Shayler, Lyn,291  
 Siviour, Kim,185  
 Smith, Brenda Gael,8  
 Smith, Louise,176  
 Southern Quilters Finishing  
 School, Inc,284  
 Sparkles, Mollie,146, 323  
 Stacy, Miriam,256  
 Steele, Linda,27  
 Steinbeck, Taja,28,165  
 Strauss, Patricia,165  
 Stuart, Louise,53  
 Sullivan, Carolyn,78  
 Syrett, Margy,135  
 Tait, Helen,10, 106  
 Tait, Nicole,207,303  
 Teager, Maureen,152, 308  
 Thorncraft, Kathy,14  
 Thrift, Lynette,232  
 Timmins, Chris,91, 248  
 Tremain, Alan R,51,173  
 Troup, Kathleen,29, 30  
 Van Kampen, Ingrid,194, 282  
 Viquez-Soto, Maru,187  
 W, Thea,2  
 Wakely, Kerry,168, 172  
 Wallace, Trudy,200  
 Walton, Lisa,77, 111  
 Webb, Paula,159, 186  
 Wells, Merryl,292  
 Westmacott, Pamela,208  
 Wheelahan, Jess,45, 50  
 Whellum, Wendy,48, 281  
 Widders, Grace,32, 179  
 Williams, Janne,112, 243  
 Williams, Wendy,171  
 Williams, Yvonne,158, 241  
 Wise, Glenda,336  
 Wright, Amanda,72, 313  
 Zapatero, Annette,296  
 Zbik, Teresa,220,

# Commercial Quilters

This list contains only those commercial quilters who are members of QuiltNSW and whose work features in the exhibition be it their own quilts or they quilted other members' quilts entered in Categories 5, 10, 18 or 19.

Quilter Name	Business Name	Location	Contact Phone
Robyn Allen		Cobargo NSW 2550	
Irene Andrews	Irene Andrews Quilting	Tarrawanna NSW 2518	0403 848 353
Kaye Brown		Glenmore NSW 2745	02 4654 5328
Susan Campbell	Rowdy Flat Quilting	Yackandandah Vic 3749	0402 333 271
Jackson Cook	House of Jackson	Armidale NSW 2350	0429 994 338
Cathy Davies	The Quilting Studio	Tea Gardens NSW 2324	0400 200 650
Kerry Desmond	Florabella Quilting	Johns River NSW 2443	0448 282 517
Kim Dolan	Emerald Quilting	Castle Hill NSW 2154	0430 096 936
Wendy Gleeson	Clever Ducks Quilting	Colac VIC 3250	0427 412 141
Jennifer Granger	Jen's Longarm Quilting	Wilton NSW 2471	0413 667 129
Vicky Greenstein	My Sewing Supplies	Kirrawee NSW 2232	02 9522 2340
Leanne Harvey	Mount Vincent Quilts	Mount Vincent NSW 2323	0422 537 080
Birgit Hoffman	Black Sheep Machine Quilting Services	Spring Farm NSW 2570	0412 077 421
Daneen Horsfall	Yatta Quilt Studio	Yatte Yattah NSW 2539	0419 489 589
Maralyn Iwanczuk	JOY M I Longarm Quilting Service	Beecroft NSW 2119	0431 073 906
Kaye Jamieson	Quilting Quarters	Bonnet Bay NSW 2226	0417 687 559
Kat Jones	Two Cats Quilting	Chigwell TAS 7011	0426 421 648
Kristen Kell	Hobby Sew Figtree	Figtree NSW 2525	02 4229 8188
Kim Mariani	KimQuilt	Bella Vista NSW 2153	02 9836 4351
Monika McKinlay	Make IT Quilted	Kambah ACT 2902	0412 474 176
Kay Murray	Kay and Quilting	Eastwood NSW 2122	0425 235 713
Joanne Nicholls	Thirroul Custom Quilting	Thirroul NSW 2515	0414 824 519
Sue Olma	So She Quilts	Marayong NSW 2148	0413 366 537
Rebecca Rae	A Stitch N Line	Moonbah NSW 2627	0427 011 571
Jayne Rennie	Quilting Finesse	Avalon Beach NSW 2107	0413 756 844
Sue Rowles	Sue's Top Finish	Newtown NSW 2042	0413 338 763
Anne Singleton	ALS Quilting	Caringbah NSW 2229	02 9524 4303

Floor Talks  
Colours of Australia

12-30 to 12.45,  
Friday, Saturday & Sunday

Modern Quilts  
18-61

Entrance to  
the Grand Pavilion

Junior & Youth Quilts  
1-6 & 343

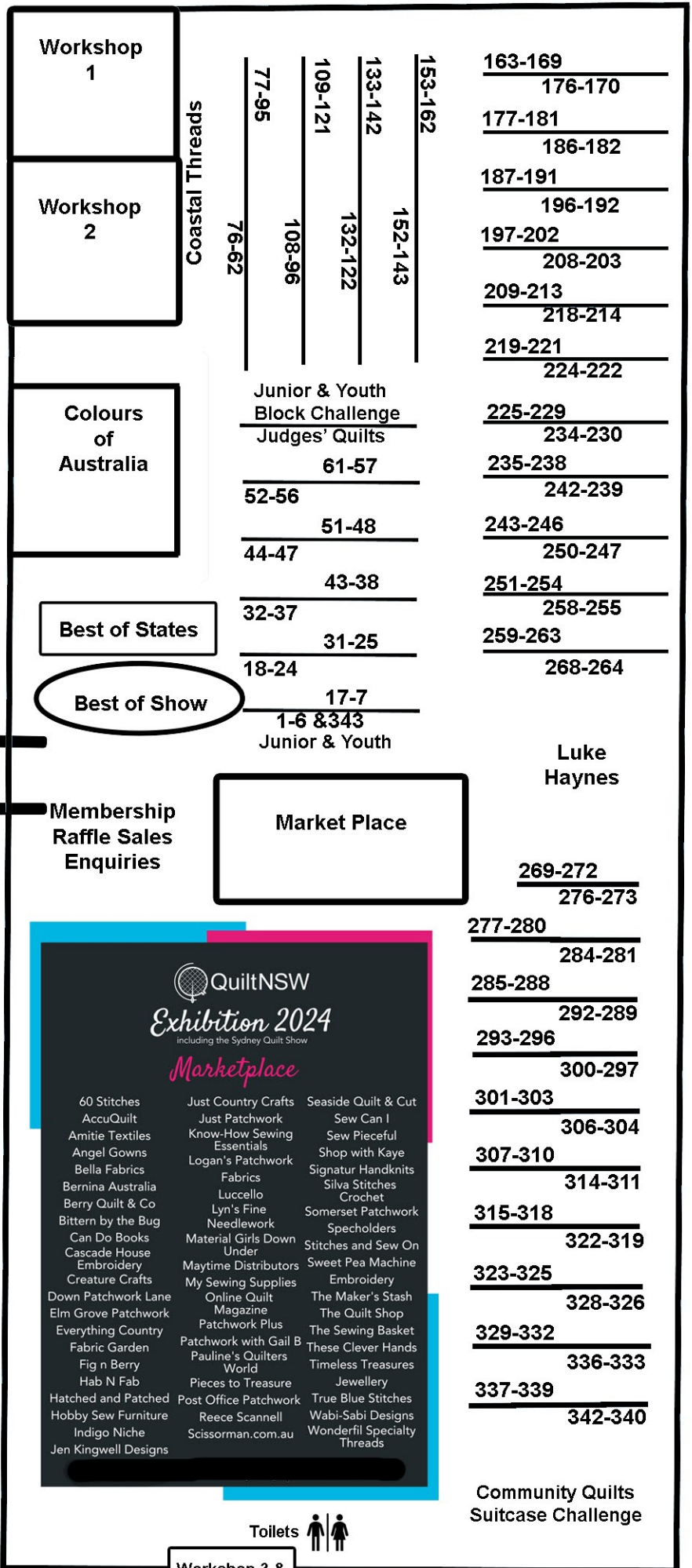
# Exhibition 2024

including the Sydney Quilt Show

Follow us:



www.quiltsw.com



**QuiltNSW**  
*Exhibition 2024*  
including the Sydney Quilt Show  
*Marketplace*

60 Stitches	Just Country Crafts	Seaside Quilt & Cut
AccuQuilt	Just Patchwork	Sew Can I
Amitie Textiles	Know-How Sewing Essentials	Sew Pieceful
Angel Gowns	Logan's Patchwork	Shop with Kaye
Bella Fabrics	Fabrics	Signatur Handknits
Bernina Australia	Luccello	Silva Stitches
Berry Quilt & Co	Lyn's Fine Needlework	Crochet
Bittern by the Bug	Material Girls Down Under	Somerset Patchwork
Can Do Books	Maytime Distributors	Specholders
Cascade House	My Sewing Supplies	Stitches and Sew On
Embroidery	Online Quilt Magazine	Sweet Pea Machine
Creature Crafts	Patchwork Plus	Embroidery
Down Patchwork Lane	Patchwork with Gail B	The Maker's Stash
Elm Grove Patchwork	Pauline's Quilters World	The Quilt Shop
Everything Country	Pieces to Treasure	The Sewing Basket
Fabric Garden	Post Office Patchwork	These Clever Hands
Fig n Berry	Reece Scannell	Timeless Treasures
Hab N Fab	Scissorsman.com.au	Jewellery
Hatched and Patched		True Blue Stitches
Hobby Sew Furniture		Wabi-Sabi Designs
Indigo Niche		Wonderfil Specialty Threads
Jen Kingwell Designs		

## **QUILTNSW MEMBER ACTIVITIES:**

- Meet and mix with a community of like-minded people who have a passion for patchwork, quilting, colour and fabric
- Attend General meetings featuring demonstrations, guest speakers, shopping and hand-sewing time
- Pop Up sewing days at stores across Sydney
- Explore NSW at the biennial Country Meeting
- Sew all weekend at the annual Retreat
- Make quilts for charities as part of our Community Quilt Program
- Volunteer across a wide range of roles and activities
- Pop into our office Level 5, 276 Pitt Street, Sydney 11am-2pm Wednesdays & Fridays

## **QUILTNSW MEMBER BENEFITS:**

- Printed newsletter, "The Template" and monthly e-newsletter
- Borrow from an extensive library of patchwork/quilting books and magazines
- Attend workshops with local and international tutors at a discounted rate
- Get discounts at various stores across NSW just for being a member
- Access to our Grants program
- Country Tutor program for member groups
- Affordable Group Insurance for member groups
- Teacher Accreditation Program and Judging Education Program
- Quilt Appraisal Service and Judging Service
- Share in a Member Only Facebook Group
- Be inspired at Friday Showcase – a quilter's journey
- Annual themed and judged quilt challenges
- Learn at the Quilt Study meetings
- Enter into the members' only exhibition at the Sydney Quilt Show

## **EXHIBITIONS:**

- Annual Sydney Quilt Show - a members' only exhibition featuring hundreds of quilts and special displays by guest exhibitors
- Other special exhibitions including The New Quilt

## **MEMBERSHIP CATEGORIES:**

Individual, family, junior, group and international

**SIGN UP ONLINE OR AT THE MEMBERSHIP DESK TODAY!**



# QuiltNSW

The Quilters' Guild of NSW Inc  
Level 5, 276 Pitt St Sydney NSW 2000 - 02 9283 3737  
office@quiltsw.com - www.quiltsw.com