

Exhibition Catalogue



Sydney Quilt Show 2019
A members' exhibition

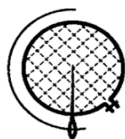


Plan your visit!

- View 400 member quilts in the main exhibition, the QuiltNSW hoop display and the QuiltNSW challenge *Running Away with the Amish*
- Say hello to a QuiltNSW ambassador. Ask us a question!
- Buy a raffle ticket for a chance to win the *Chuck Nohara* collaborative quilt made by Maree Blanchard and Lorena Uriarte and quilted by Kat Jones
- 1pm Wednesday: Awards ceremony including announcement of BERNINA Best of Show
- 11am daily: floor talk with special exhibitor Brenda Gael Smith
- 12noon daily: floor talk with special exhibitor Catherine Butterworth
- 2.30pm daily: Tresillian Centenary Quilt floor talk
- View the BERNINA Best of Australia and join a floor talk with National Quilt Award recipient Julie Adamson: Wednesday 2.30-3.30pm and Thursday and Friday 1-2pm
- Come along to the Activity Centre, a hands-on quilt making area for everyone



Pictured clockwise from top left: Tresillian quilt; Painted Magnolia C Butterworth; QuiltNSW hoop display; High Country Lupins BG Smith blue hexagons Arterie Lifehouse; The Apprentice J Adamson; QuiltNSW ambassadors; Chuck Nohara M Blanchard, L Uriarte, K Jones



QuiltNSW

Sydney Quilt Show: 19-23 June

Table of Contents

President's Message	2
2019 Judges	3
Special Exhibitors	5
Activity Centre news	8
Sponsors Listing	9
Awards, Categories & Prizes	13
Best of Australia – Special Exhibit	17
Members' Exhibition Quilt Listing	18
Index of Exhibitors	53
Quilts by Category	56
Commercial Quilters	57
Exhibition Layout	58

QuiltNSW Super Raffle 2019

This year's raffle quilt is a collaborative effort:

- Quilt blocks made by the late Maree Blanchard, donated to QuiltNSW by Bob James;
- Sashing, borders and quilt top pieced by Lorena Uriarte; and
- The quilt custom machine quilted by Kat Jones.

The proceeds of our annual raffle fund QuiltNSW programs such as the scholarship grants and country tutor programs.

The designs for the quilt blocks come from what is fondly referred to as the Chuck Nohara book, or fully called 2001 Nouveaux Blocs de Patchwork (Chuck Nohara's 2001 New Patchwork Block designs). This book is published by Quiltmania and is still available for purchase.

You can see more of Lorena's work and Kat's work by following each of them on Instagram

(@lorena_in_syd and @twocatsquilts respectively).

Tickets \$2 each

Available from the Membership Desk

Drawn 4pm, Sunday 23 June 2019

- 1st Prize:** **2019 Raffle Quilt "Chuck Nohara" valued at \$5425,**
Made by Maree Blanchard and Lorena Uriarte, Quilted by Kat Jones
- 2nd Prize:** **BERNINA Model 215 valued at \$1199,**
Sponsored by BERNINA Australia Pty Ltd
- 3rd Prize:** **Jinny Beyer Colour Spectrum of 150 fat quarters valued at over \$1000,**
Sponsored by Dayview Textiles Pty Ltd
- 4th Prize:** **Over \$1000 value of subscriptions to Homespun and Quilters Companion,** *Sponsored by Universal Media Company*
- 5th Prize:** **Horn Sewing Chair valued at \$229,** *Sponsored by Horn Australia*
- 6th Prize:** **Basket of Goodies \$200+,** *Sponsored by XLN Fabrics*

President's Message

On behalf of QuiltNSW, welcome to the Sydney Quilt Show 2019. As a volunteer run member organisation, QuiltNSW aims to promote patchwork and quilting, to bring quilters together and to share quilting information. These aims are more relevant than ever in our fast paced, modern age where we are always on, accessible and the expectation is for a fast reaction. In contrast, quilting allows engagement in a mindful activity, provides a community based on shared interests and the outcome - a tactile, warming quilt imbued with personal connection.

The Sydney Quilt Show brings together the quilting community in a celebration of excellence in, and accomplishment of, patchwork and quilting. Put simply, without all parts of the quilting community, the show would not happen.

Our principal sponsors Expertise Events and BERNINA have once again provided their valuable support to QuiltNSW so that we can put on the show and all our sponsors have made it possible for QuiltNSW to give generous and meaningful prizes to the award recipients. A very sincere thank you to every sponsor. Our sponsors are an essential part of our quilting community; aside from supplying quilting supplies to us all, each of them nurture their own community treasured by individual quilters over many years. Please show your support for our sponsors as they continue to support us, a listing of which is included in this catalogue and is on our website.

Our member entrants are responsible for the magnificent display of quilts before you as the Sydney Quilt Show is a member only exhibition. Thank you to all entrants, including our special exhibitors, Catherine Butterworth and Brenda Gael Smith, for their courage in entering their quilt and submitting it to public scrutiny. The members have certainly provided a challenge to our judges, Jenny Rofe, Kathy Doughty and Stephanie Knudsen, who we thank for their expertise, professionalism and time to judge the entrant quilts.

Our 2019 Raffle Quilt, the blocks being drawn from the Chuck Nohara book is a symbol of community in itself. Blocks made by the late Maree Blanchard donated to QuiltNSW by Bob James, the quilt top pieced by Lorena Uriarte and machine quilted by Kat Jones. A very sincere thank you to Bob, Lorena and Kat. There are also five other excellent prizes provided with the generous support of our raffle sponsors. Tickets will be available to buy during the show.

Our Activity Centre running Thursday to Sunday will be about sharing our quilting knowledge, including with the quilts that our volunteers have worked on with our community collaborations, Tresillian and Arterie Chris O'Brien Lifehouse.

Finally, to our volunteers; without you, there would be an empty hall. The work involves countless volunteer hours by many, many members and their families harnessing all manner of skills and this work continues for the duration of the show and afterwards. The result - a world class show of which we can all be very proud - community spirit in action that is personally rewarding and fulfilling. A very heartfelt thank you to everyone who has volunteered in any way to make this all happen and to our Exhibition Secretary, Sandra Harvey, for leading the fabulous team that is the Exhibition Sub-committee.

I do hope you enjoy the Sydney Quilt Show. Stop by our activity centre or membership desk to learn more about QuiltNSW and how you can get involved. Every contribution, no matter how small, adds to QuiltNSW.

Megan Manwaring,
President

Congratulations to Chris Timmins, QuiltNSW life member and current editor of The Template, who was recognised with a prestigious award at the 2019 Australasian Quilt Convention. Chris Timmins was awarded the Lut-da Award, recognising her outstanding contribution to the community through quilting.

QuiltNSW Committee 2018/2019

Megan Manwaring
Robin Allan
Mandie Tyler
Susan Burston
Sandra Harvey
Chris Jurd
Jessica Wheelahan
Donna Boland
Kate Rose
Lara Moo

Exhibition Sub-committee

Sandra Harvey
Robin Allan
Donna Boland
Anifa Brown
Robyn Eves
Kaye Graham
Jane Gibson
Rebecca Hastings
Hannah Hibbert
Rhonda Langhorne
Deborah Laurie
Sandra Lyons
Catherine Porter
Carolyn Rawson
Kate Rose
Pam Russell
Gail Sadleir
Brenda Gael Smith

Drop Off Persons

Danuta Aaron	Rhonda Langhorne
Robin Allan	Deborah Laurie
Cath Babbage	Sandra Lyons
Jill Chilton	Megan Manwaring
Susanne Cody	Vicki Martyn
Pam Curtis	Lauren McGoogan
Kerry Dear	Georgina Newmarch
Sandra Donovan	Wendy Nutt
Maree Gebhardt	Elizabeth Rose
Barbara Gower	Brenda Gael Smith
Kaye Graham	Margy Syrett
Denise Griffiths	Maureen Teager
Leanne Harvey	Sharon Thomson
Lynn Hewitt	Chris Timmins
Barbara Koller	Jessica Wheelahan
Suzanne Laird	Jennifer Wood

Hoop Display Convenors

Bob James
Megan Manwaring

QuiltNSW

Level 5, 276 Pitt Street, Sydney NSW 2000
Tel: (02) 9283 3737 Fax: (02) 9283 3274
Email: office@quiltsw.com
www.quiltsw.com

Sydney Quilt Show 2019 Judges

Kathy Doughty

Kathy Doughty is a self-taught quilter, author, fabric designer and the owner of Material Obsession, a patchwork shop in Sydney, Australia, since 2003. Working with customers, teachers and industry leaders has provided a unique skill base and an eclectic style. "When surrounded by supportive, generous, creative people it is easy to feel that new direction is the norm," she says.

Kathy teaches workshops at Material Obsession, around Australia and internationally. Her workshops focus on tips and techniques for creating interesting combinations of fabrics and often include templates for easy cutting. Her books are written based on experiences she has working directly with quilters including Material Obsession (one and two), Making Quilts, Adding Layers and Mixing Quilt Elements. Her latest book Organic Applique was released in April 2019 with C&T Publishing.

Kathy designs fabric for FreeSpirit Fabrics joining the team in 2015. Her first two ranges, A Wandering Mind and Trail Blazing were designed and produced for the Australian market by Leuteneger. Her collections include Flock Together, Folk Art Revolution, Celebrate and Horizons Fabric, with Seeds and Stems in 2019. The collections bring to life imaginative drawings of her surrounds in a format designed to be used in quilts. Medallions, borders, sashing, backgrounds and fussy cutting elements are all considered. The colour palettes bridge traditional and more contemporary trends.

Her life is an open book on her blog: www.materialobsession.typepad.com or follow her Facebook or on Instagram: [matobsgirl](https://www.instagram.com/matobsgirl).

Honeycomb: (200cm x 200cm)

In 2006 I met Kaffe Fassett and he suggested I acquire a book, Quilts of Illusion by Laura Fisher. I have been inspired by photographs of quilts in this book ever since as patterns appear and shift based on different contrast elements. Honeycomb is an interpretation of a quilt titled Milky Way in this book. I saw the photo, considered the construction and got busy with some scraps and my new fabric collection, Seeds & Stems. Now when I look at the original mine looks very different! I made the quilt for my Taking Shapes workshop using 60 degree shapes, some scraps. There is something most gratifying about designing the fabrics for front and back as well as the quilt! Feel free to join me for workshops that are designed to bring out the creative spirit in quilters!

Stephanie Marguerite Knudsen

After living in Indonesia for five years and immersing myself in the fabric scene and collecting a wide range of local fabrics, I needed to find a use for them and so after I moved to Canberra in 1991 I joined Canberra Quilters and there developed my basic skills through local tutors and workshops.

In Sydney, I joined the Quilters' Guild of NSW Inc. now Quilt NSW. On moving to Perth, WA in 2006, my first priority was to join The West Australian Quilters' Association, WAQA, and meet like-minded people equally passionate about their art. While in Perth a group of friends formed WA Inspired Art Quilters in 2014, the group creates to a WA theme art textile pieces and exhibits and sells throughout Australia and New Zealand.

Living in Western Australia presented never ending inspiration from the landscape and amazing colours of this vast state. I have been working with textiles for over 28 years and lean towards the abstract and innovative rather than pictorial or realistic. The cottons, wool, silks, paper and threads I use in my work are dyed using natural as well as procion, sun dyes and

inks. Many of the fabrics I use are recycled, then treated further with paint, screen printing, stamping and discharging to create an individual piece. I create hangings from these fabrics both by hand and machine, using thread, and found objects for embellishment.

My work uses hand dyed cotton and silk fabrics that are then heavily stitched into and manipulated to create mini landscapes and aerial views of the country. I belonged to several textile groups in Perth WA and exhibit regularly through these groups and as an individual.

Moving back to Sydney in 2017 I was again active with Quilt NSW and attended Judging Day as a helper for two years. Now resident in Mornington Victoria after another move in August 2018, I have joined the Mornington Peninsular Patchworkers and the Embroiderer's Guild of Victoria which has an active patchwork group.

Top Secrets Shredded: (128cm x 88cm)

Completed 2014

Abstract quilt, machine pieced and quilted, vlisofix applique. Quilt won 1st prize for Art Quilt Abstract at the Western Australian Quilters' Assoc. Quiltwest Show 2014.

Jenny Rofe

Some of my earliest memories are of times spent with my grandmother, and my mother, learning how to sew. I can't remember not sewing.

My embroidery journey began while I was a teenager. My first quilts were made in the "wagga" style over 40 years ago, just like the quilts on the beds at my grandmother's house. During the 1980s and early 1990s, my husband's work had our family moving around Australia, never settling anywhere for long. This gave me exposure to many different people, groups and shops, and helped me to learn more about patchwork.

I have been teaching embroidery, patchwork and quilting in many forms for around 30 years. Applique has become my favourite technique, and these days, it is almost always combined with embroidery in my quilts. I love needlework history and playing with texture and collage techniques, I am also a passionate gardener, these loves have an impact on many of the designs I create for stitching. As well as teaching, I have written articles and projects for various Australian craft magazines.

I have been a member of Quilt NSW and the Embroiderers' Guild of NSW since the early 1990s and am very involved with patchwork and embroidery groups in my local area. I have been an accredited tutor with the Embroiderers' Guild since 2000.

Reflections of Eden: (212cm x 212cm)

"Now the Lord God had planted a garden in the east, in Eden." Gen. 2:8. My design for this quilt was influenced by my love of traditional Elizabethan and Jacobean embroidery designs.

Awards for this quilt at Sydney Quilt Show:

Best Traditional Quilt – Professional 2018

Third Place Applique Quilt – Professional 2018

QuiltNSW Groups

from around NSW will be displaying their work:

Thursday 19th June
Friday 20th June
Saturday 21st June
Sunday 22nd June

Eastwood Patchwork Quilters Inc.
Korean Cultural Centre
Fairholme Quilters and Sydney Modern Quilt Guild
Illawarra Quilters Inc. and Campbelltown Patchwork and Quilters Guild

Sydney Quilt Show 2019 Special Exhibitors

Special Exhibitor Appearances

Our special exhibitors will have quilts on display for the duration of the Sydney Quilt Show and will be giving daily floor talks:

Brenda Gael Smith	11am – 12noon
Catherine Butterworth	12noon – 1pm
Tresillian Centenary Quilt with Julie Kennedy and Cath Babidge	2.30pm daily

Best of Australia "The Apprentice" Julie Adamson
Wednesday 2.30pm – 3.30pm; Thursday & Friday 1pm – 2pm

Brenda Gael Smith, Copacabana, NSW

Artist, teacher, curator, author, judge, mentor

Brenda Gael Smith creates textile paintings and sketches made from a rich palette of her hand-dyed fabrics complemented by extensive, textural stitching. Much of her work is inspired by the colour and patterns of the natural world. Using a process of abstraction, she captures the essence of her subjects in simplified form. Working improvisationally, she refines line, shape, colour and texture to evoke a sense of place, express an idea, highlight an issue or elicit an emotional response.

Daily walks are a creative habit integral to Brenda's studio practice. By closely observing her surroundings, and taking hundreds of photos, she has a bountiful inspiration bank that informs her work. From the dye pot, to the design wall, to the sewing machine, she also embraces the serendipity factor.

- 1. Taking Shape, Cues from Nature,** Monthly Art Project 2018 (12 works), 50cm x 50cm
- 2. Botanica Collection: Karkalla, Flourish! Bloom! and Persist!** 90cm x 90cm
- 3. High Country Lupins #5,** 178cm x 155cm
2017 – Gosford Art Prize, finalist
2018 – Judges Commendation Art Quilt (Open) category
- 4. Dreamlines #3,** 140cm x 90cm
2009 – First prize, Art Quilt (Open) Sydney Quilt Show
- 5. High Country Lupins #3,** 80cm x 143cm
2015 – Golden Textures
2016 – Art Quilt Elements
- 6. Dreamlines #7: Dreaming in Colour,** 131cm x 72cm
2015 – Small/Wall Quilt (Professional) category, Sydney Quilt Show, third prize
- 7. Wild Lupins #2,** 100cm x 70cm
2015 – Evolution, Change, Challenge, Hazelhurst
2015 – Art Quilt Australia
- 8. Thrive!** 106cm x 113cm
- 9. Flying Colours: Eclectus Parrots: An Eclectic Pair,** 83cm x 57cm
2015 – Art Quilt (Open) category, Canberra Quilters Exhibition, second prize

10. **Twelve by Twelve International Art Quilt Challenge** – Theme Series, 30cm x 30cm, as featured in the book

11. **Hope, Promise, Bounty – Reap What You Sow,** 80cm x 60cm
2012 – Regeneration
2012 – Gosford Art Prize, finalist

12. **Desert Tracks: Not Terra Nullius,** 57cm x 109cm
2013 – Art Quilt Australia
2014 – Quilts=Art=Quilts

13. **Desire Lines: After the Rain,** 53cm x 112cm

2010 – The New Quilt
2011 – Dare to Differ

14. **Landlines: Tussock Country,** 120cm x 119cm
2017 – Dare to Differ
2017 – Art Quilt (Open) Category, Sydney Quilt Show, Judges' Commendation

Catherine Butterworth

Born and raised in the state of Ohio in the USA, Catherine comes from a family of seamstresses and quilt makers. As a trained Fashion Teacher and owner of The Fabric Shop in Chatswood, NSW for 28 years, Catherine has extensive experience and knowledge of fabrics.

Since retiring in 2005 Catherine has concentrated on her quilt making resulting in numerous awards both in Australia and overseas. In quilt making Catherine is known for her use of colour, her stunning fabric choices, her signature fussy cutting, her precise piecing and her overall attention to detail.

- 1. Painted Magnolia,** 2018, 170cm x 170cm
I was inspired by a weaving design in "A Handweaver's Source Book" c1950. I adapted part of the original two toned Magnolia graph into this quilt, 'painting it' with some of my favourite colours and adding a few circles just for fun.
2018 – Combined Pieced & Applique Quilt, Sydney Quilt Show, 1st Place
2018 – Festival of Quilts, South Australia, Viewer's Choice
2018 – Professional Mixed Techniques Small, Queensland Quilt Show, 1st Place
2018 – Queensland Quilt Show, Judge's Choice: Joanne Wearing
2019 – Road to California, 2nd Place Mixed Wall
- 2. From The Inside Out,** 2017, 243cm x 243cm
I fell in love with the result of fussy cutting the centre cream motif. From there I simply worked my way from the Feathered Star outward. At every stage it was the beautiful fabric prints that dictated the final design.
2017 – Pieced-Professional, Sydney Quilt Show, 1st Place
2018 – Road to California, Best Piecing
2018 – IQA, Quilts of Beauty, Houston, Texas, Finalist Pieced-Large
2019 – AQS, Paducah, Tennessee, 1st Place Large Quilts - Stationary Machine Quilted

3. **The Miller's Wheel**, 2017, 154cm x 175cm

I was inspired by a weaving design for four-harness overshot patterns in "A Handweaver's Source Book". To add dimension to the original two-toned pattern I recoloured various elements to feature the traditional Nine Patch quilt block.

2016 – Modern Quilt Show Australia, 2nd Place Modern Traditional
2016 – Modern Quilt Show Australia, Judge's Choice: Anna Maria Horner
2017 – Sydney Quilt Show, 1st Place Modern Category
2017 – QuiltCon, USA, Finalist Nine Patch Challenge
2018 – Road to California, Finalist Pieced Wall

4. **Flowering Star**, 2016, 226cm x 226cm

It all started with a fussy cut floral star and grew into the traditional broken star quilt layout. The strong rich colours remind me of the colours my Mother used to decorate our family home.

2016 – Festival of Quilts, South Australia, Best of Show
2016 – Sydney Quilt Show, Creative Use of Colour
2017 – World Quilt Competition, Honourable Mention Traditional Category
2018 – IQA, Quilts of Beauty, Houston, Texas, Finalist Pieced-Large

5. **Extended Family**, 2016, 180cm x 188cm

Although the traditional Seven Sisters block is not as old as other blocks, it has stood the test of time. In order to showcase my contemporary fabrics I have replaced diamonds with triangles & hexagons while maintaining the original silhouette.

2016 – Festival of Quilts, South Australia, 3rd Place Traditional – Professional

6. **Carnaby Street**, 2015, 225cm x 225cm

I am fascinated with the seemingly endless design possibilities of the kaleidoscope grid. The quilt interior and the pieced borders incorporate some variation of this versatile block. The Carnaby Street fabric range features in the centre motif.

2015 – Sydney Quilt Show, Creative Use of Colour
2015 – Sydney Quilt Show, Best Quilt Inspired by an Antique Quilt
2015 – Sydney Quilt Show, 2nd Place Traditional - Professional
2017 – World Quilt Competition, Honourable Mention Traditional Category
2018 – Queensland Quilt Show, 1st Place Professional Pieced Large Quilt

7. **Sisterhood**, 2013, 220cm x 240cm

I am drawn to traditionally pieced quilt blocks and I adore the effects achieved by fussy cutting interesting prints. When I couldn't find a suitable fabric for the sashing, I designed a pieced sashing which involved appliquéing 510 circles.

2014 – Retaining the Tradition, Festival of Quilts, South Australia

8. **For my Darling Daughter Julie**, 2012, 245cm x 245cm

When asked what kind of quilt Julie would like for her 21st Birthday she replied "something traditional Mom, and leave enough room for quilting". Note to self, next time ask for Julie's definition of traditional!

2012 – Sydney Quilt Show, 1st Place Traditional – Professional

9. **Stars and Roses**, 2012, 238cm x 238cm

Retirement means I have the luxury of 'playing' in my sewing room. This quilt started with the light pink and white motif from my stash and finished with the outer border purchased while visiting our daughter in NYC.

2012 – Sydney Quilt Show, 4th Place New Traditions from Old Favourites

10. **Googly Eyes**, 2011, 195cm x 245cm

I started fussy cutting stars from my stash, then the quilt took on a life all its own as often happens. The name "Googly Eyes" refers to the fabric used in the sashing stars.

11. **Hexagon Stars for Ulladulla**, 2011, 173cm x 188cm

This quilt is the result of being asked to teach at a quilt retreat in Ulladulla. I was asked to illustrate a variety of both simple and more complicated pieced hexagon stars.

Activity Centre

The Activity Centre will be operating during the show from 10am – 4pm Thursday to Sunday.

This year we will have multiple areas showcasing many facets of quilt making:

- Participate in the making of the Arterie Chris O'Brien Lifehouse blue and white hexagon quilt.
- Respond to the question #whyquilt and watch a new quilt grow over the duration of the show. Simply write a reason you quilt on a fabric swatch and attach it to the base cloth, which will be on display. At the conclusion of the show, we will make the completed top into a quilt that will be used at future QuiltNSW events.
- QuiltNSW members will also be on hand to share with you the projects, both hand and machine, they are currently working on.
- Community Quilts will be focusing on the assembly, quilting and binding of the quilts they make for others.
- The Tresilian Centenary Quilt will be on display with information on its making and the designers, Julie Kennedy and Cath Babidge, will be giving floor talks

A hands-on quilt making area for everyone so plan your visit now!

Sponsors Listing

PRINCIPAL SPONSORS

Bernina Australia Pty Ltd
Contact: Greg Alexander
PO Box 268 02 9899 1188
Castle Hill NSW, 1765
Email: greg@bernina.com.au
www.bernina.com/en-AU/Home-Australia

Expertise Events Pty Ltd
Contact: Judy Newman
PO Box 6053 02 9452 7575
Frenchs Forest NSW, 2066
Email: judyn@expertiseevents.com.au
www.expertiseevents.com.au/events

GOLD SPONSORS

Art N Quilting Studio Contact: Sandra Kelly
90 Sandy Beach Dr 02 6656 0788
Sandy Beach NSW, 2456
Email: artnquiltingstudio@bigpond.com
www.artnquiltingstudio.com.au

Cottage Quiltworks Contact: Gerri Johns
Suite 4205, 4 Daydream St 02 9997 4661
Warriewood NSW, 2104
Email: gerrijohns@optusnet.com.au
www.cottagequiltworks.com.au

Craft Depot Pty Ltd Contact: John Clegg
Unit 6, 30-32 Foundry Rd 02 8824 1111
Seven Hills NSW, 2147
Email: jc@macscrafts.com.au
www.craftdepot.com.au

Dayview Textiles Contact: Lisa Jones, Bill Day
Unit 7, 46-48 Jeddah Rd 02 9607 2724
Prestons NSW, 2170
www.dayviewtextiles.com.au

Hobbysew
Contact: Mr Chris Castley, Tracey Wirihani
PO Box 4189 02 9831 2111
Marayong NSW, 2148
Email: chrisc@hobbysew.com
www.hobbysew.com.au

Homespun
Contact: Chelsea Peters, Emma Perera
Unit 5, 6-8 Byfield Street 02 9887 0300
North Ryde NSW, 2113
Email: cpeters@universalmagazines.com.au
www.homespun.net.au

Horn Australia Contact: Esther Birch
149 Holbrooks Rd 08 8209 2800
Underdale SA, 5032
Email: dguidotto@horn.com.au
www.horn.com.au

Lloyd Curzon Textiles Contact: Tim Myers
PO Box 2042 08 8362 2451
Kent Town SA, 5071
Email: tmyers@lcurzon.com.au
www.lcurzon.com.au

Matilda's Own at Victorian Textiles
Contact: Ryan Cole
2-6 Redwood Drive 03 9555 1115
Dingley Village VIC, 3172
Email: ryan@victoriantextiles.com.au
www.victoriantextiles.com.au

MiniJumbuk Nu-Wool Wadding
Contact: Sue Michell
182 Cavan Rd 08 8349 0200
Gepps Cross SA, 5094
Email: smichell@qualityalways.com
www.minijumbuk.com.au

Quilters Companion Contact: Chelsea Peters
Unit 5, 6-8 Byfield Street 02 9887 0312
North Ryde NSW, 2113
Email: cpeters@universalmagazines.com.au
www.universalsshop.com.au/craft-magazines/quilters-companion-magazine-subscription

SSS Pty Ltd
Contact: Michael Castley & Cassandra Gurling
PO Box 4189 02 9672 3888
Marayong NSW, 2148
Email: michaelc@sewgroup.com
www.sewingcraft.com/index.php

XLN Fabrics Pty Ltd Contact: Kerrie Rackley
Unit 2, 21 Binney Rd 02 9621 3066
Kings Park NSW, 2148
Email: kerrierackley@xln.com.au
www.xln.com.au

SILVER SPONSORS

Accuquilt Contact: Di Hobbes
C/- Blessington, PO Box 254 0425 200 802
Seven Hills NSW, 1730
Email: di.hobbes@blessington.com.au
www.accuquilt.com.au

Batik Oetoro Contact: Lynne Britten
3/11 Nevin Close 02 4943 8808
Gateshead NSW, 2290
Email: sales@dyeman.com
www.dyeman.com

Berry Quilt and Co Contact: Sharon Thomson
5/66 Albert St 02 4464 3387
Berry NSW, 2535
Email: sharon@berryquiltandco.com.au
www.berryquiltandco.com.au

Caroline Sharkey Contact: Caroline Sharkey
42 Pilot St 0422 056 119
Urunga NSW, 2455
Email: csharkey@westnet.com.au
www.textileartworkshoponline.com

Down Patchwork Lane
Contact: Tamara St Remy
Shop 4, 564 High St 02 4732 3469
Penrith NSW, 2750
Email: info@downpatchworklane.com
www.downpatchworklane.com

Eppiflex - The Quilting Patch Contact: Danni
U4/158 Princes Highway 03 4423 3352
Nowra NSW, 2541
Email: info@e-patch.com.au
www.e-patch.com.au

Fabric Garden Contact: Sue Miller
4/145A Kurraba Rd 0417 068 855
Neutral Bay NSW, 2089
Email: suehmiller@bigpond.com
www.fabricgarden.com.au

Gosford Sewing Machine Centre
Contact: Tony Collins
38A William St 02 43246733
Gosford NSW, 2250
Email: gosfordsewingmachinecentre@hotmail.com
www.gosfordsewingmachinecentre.com.au

Logan's Patchwork Fabrics
Contact: Margaret Kirkby
Unit 6, 111 Moore St 02 9550 9119
Leichhardt NSW, 2040
Email: logans@patchworkfabrics.com.au
www.patchworkfabrics.com.au

Misty Mountain Getaway
Contact: Chris Timmins & Carolyn Hubert
C/- C Timmins, 136 Fry St
136 Fry Street 02 6642 1173
Grafton NSW, 2460
Email: christimmins6@bigpond.com
www.mistymountaingetaway.com

Misty Threads Contact: Meg Owen
40 Hickory St 02 6657 1200
Dorrigo NSW, 2453
Email: mistythreads@hotmail.com
www.mistythreads.com.au

Mr Ian Grieve Contact: Ian Grieve
1/24 Stanley Street 02 9488 9237
St Ives NSW, 2075
Email: igrieve@bigpond.com

My Sewing Supplies
Contact: Ian & Bernadette Hoy
136-138 Oak Rd 02 9542 3513
Kirrawee NSW, 2235
Email: info@mysewingsupplies.com.au
www.mysewingsupplies.com.au

Olfa Contact: Amelia Wright
Rokset Industries,
16-20 Ragless St 08 8179 8613
St Marys SA, 5042
Email: awright@rokset.com.au
www.olfa.co.jp/en/index.html

Patchwork on Pittwater Contact: Robyn Evans
Suite 28, 1 Mona Vale Rd 02 9999 6159
Mona Vale NSW, 2103
Email: robyn@quilts.net.au
www.patchworkonpittwater.com.au

Perivale Gutermann Pty Ltd
Contact: Scott Gatte
PO Box 62 02 9416 0605
Gordon NSW, 2073
Email: perivale@guetermann.com.au
www.guetermann.com

PK Fabrics Pty Ltd Contact: Patrick Keogh
PO Box 89 02 9557 2022
St Peters NSW, 2044
Email: skeogh@pkfabrics.com.au
www.pkfabrics.com.au

Quiltmania Contact: Carol Veillon
La Casteillerie
44360 Saint Etienne de Montluc
France
Email: carol.veillon@quiltmania.com
www.quiltmania.com

Sew Can I Contact: Karen Stewart
Shop 3/21 Lavin Cres 02 9623 4570
Werrington County NSW, 2747
Email: sewcani@yahoo.com.au
www.sewcani.com.au

Sew Fab Contact: Leanne
78 East St 02 6959 9819
Narrandera NSW, 2700
Email: leanne@sewfab.com.au
www.sewfab.com.au

Sydney Modern Quilt Guild Contact: Anita Brown
0431 506 051
Email: brownyols@hotmail.com
www.sydneymqg.com.au

The Appliqué Guild of Australia Inc
www.theappliqueguildofaustralia.org.au

Jukejema Quilting Barn Contact: Kim Goatcher
124 Kinghorne St 02 4421 2577
Nowra NSW, 2541
Email: jukejemaabarn@bigpond.com

Lyn's Fine Needlework Contact: Jeanette Latta
Unit 2, 9 Seven Hills Rd 02 9686 2325
Baulkham Hills NSW, 2153
Email: sales@lynsfineneedlework.com.au
www.lynsfineneedlework.com.au

Maree St Clair Quilts Contact: Maree St Clair
0429 393 757
Email: maree@mareestclair.com.au
www.mareestclair.com.au

Melbourne Fabric Contact: Melea
700 Old Calder Highway 03 9336 0999
Keilor VIC, 3036
Email: melea@melbournefabrics.com.au
www.melbournefabric.com.au

Mid Coast Fabrics Online Contact: Jennifer Sperring
32 Mahogany Cres 02 6583 3257
Yarravel NSW, 2440
Email: mcfabricsonline@bigpond.com
www.facebook.com/midcoastfabricsonline

Morning Star Quilting Contact: Sharon French
1 Passage Rd 02 4332 0133
Bateau Bay NSW, 2261
Email: m-star@bigpond.net.au
www.morningstarquilting.com.au

Patchwork Ninja Japan Contact: Dai & Helen
0415 648 582
VIC
Email: info@patchworkninja.com.au
www.patchworknin

Patchwork Plus Contact: Lorraine Downey
7-15 Jackson Ave 02 9540 2786
Miranda NSW, 2228
Email: patchworkplus@y7mail.com
www.patchworkplus.com.au

Punch With Judy Contact: Judy Hall
Goldenview, Olympic Way 02 6920 2238
The Rock NSW, 2655
Email: judy@punchwithjudy.com.au
www.punchwithjudy.com.au

Quilters Dream
www.quiltersdreambatting.com

QuiltNSW Contact: Office
Level 5, 296 Pitt St 02 9283 3737
Sydney NSW, 2000
Email: office@quiltsw.com
www.quiltsw.com

Scissorman Contact: Trevor Robertson
PO Box 418 02 6285 4252
Curtin ACT, 2605
Email: trevor@scissorman.com.au
www.scissorman.com.au

Sew Many Stitches Contact: Judy Rudd
Shop 4, Lvl 2, 147 Queen St 02 4628 4437
Campbelltown NSW, 2560
Email: sewstitches@bigpond.com
www.sewmanystitches.com.au

Spotlight Contact: Maureen Hyslop
Lvl 6, 111 Cecil St 03 9675 4000
South Melbourne Vic, 3205
Email: community@spotlight.com.au
www.spotlightstores.com

Stitch Contact: Tessa Chaplin
485 Willoughby Rd 02 9958 6038
Willoughby NSW, 2068
Email: tessa@stitchshop.com.au
www.stitchshop.com.au

Studio Mio Contact: Mio Fujita
PO Box 257 02 9417 0867
Frenches Forest NSW, 1640
Email: mio@studiomio.com.au
www.studiomio.com.au

The Home Patch Contact: Anni Downs
Cnr Durham & Stewart St 02 6331 0969
Bathurst NSW, 2795
Email: anni@hatchedandpatched.com.au
www.homepatch.com.au

Wabi-Sabi Designs Contact: Shuji Yamazaki
PO Box 565 0408 177 344
Dickson ACT, 2602
Email: wabi-sabidesigns@grapevine.net.au
www.wabi-sabi.com.au

Yvonne Line

BRONZE SPONSORS

A Day in the Country Contact: Rowan Ross
@fabric.journey

Aurifil Threads Australia Contact: Richard & Jen Kingwell
PO Box 4049 0478 050 111
Auburn South VIC, 3122
Email: aurifil@jenkingwelldesigns.com
www.aurifilthreadaustralia.com.au

BeBe Bold Contact: Jane McDonald
25 Efton St 02 6621 9188
Lismore NSW, 2480
Email: bebebold@bigpond.com
www.bebebold.com

Birch Creative Contact: Esther Birch
G04, 59 Great Buckingham St 03 9450 8900
Redfern NSW, 2016
Email: esther@birchcreative.com.au

Bowerbird Fabrics Contact: Nick Wilson
19 Moore St 0432 903 920
Morningside QLD, 4170
Email: nick@bowerbirdfabrics.com
www.bowerbirdfabrics.com.au

Can Do Books Contact: Stephanie Reekie
PO Box 46 1300 308 261
Hawthorn VIC, 3122
Email: stephanie@candobooks.com.au
www.candobooks.com.au

Cotton on Creations Contact: Alan & Margaret Linklater
PO Box 318 02 6359 3056
Blackheath NSW, 2785
Email: cottononcreations@bigpond.com.au
www.cottononcreations.com.au/

Country Quilting Contact: Anne Macgee
325 Roses Rd 02 6655 1711
Bellingen NSW, 2453
Email: annemacgee@hotmail.com
www.countryquilting.com.au

Daylightman Contact: Trevor Robertson
PO Box 418 02 6285 4252
Curtin ACT, 2605
Email: trevor@scissorman.com.au
www.daylightman.com.au

Deborah Louie Contact: Deborah Louie
98 Georges River Cres 0414 406 009
Oyster Bay NSW, 2225
Email: deborah@deborahlouie.com.au
www.deborahlouie.com.au

Dyed and Gone to Heaven Contact: Lisa Walton
23 Fred St 02 9560 7625
Lewisham NSW, 2049
Email: lisa@dyledheaven.com
www.lisawaltonartist.com

Fortunes and Fairies Contact: Leanne Masters
Shop 8, 285-289 Windsor St 02 4578 1650
Richmond NSW, 2753
Email: fortunesandfairies@outlook.com
www.fortunesandfairies.com

Frankenstein's Fabrics Contact: Marni Franks
PO Box 399 0416 023 637
Gosford NSW, 2250
Email: frankensteinsfabrics@hotmail.com
www.frankensteinsfabrics.com

Jen Kingwell Designs Contact: Jen Kingwell
87 Beach Road 03 5297 7647
Torquay VIC, 3228
Email: infor@jenkingwelldesigns.com
www.jenkingwelldesigns.com

Thank you to our sponsors; their generosity and support are much appreciated. Please support them in return.

Awards, Categories and Prizes

SPECIAL AWARDS

BERNINA 'BEST of SHOW'

'Bernina 720QE' Sewing Machine valued at \$4499
Proudly Sponsored by BERNINA Australia Pty Ltd
AQC Package valued at \$2000 RRP

BEST HAND MADE AWARD

\$250 Thread Chest Sponsored by SSS
\$150 Prize Sponsored by The Home Patch
Wadding pack Sponsored by MiniJumbuk Nu-Wool

BEST TRADITIONAL QUILT (Amateur)

\$500 Product Prize Sponsored by Lloyd Curzon
\$100 Prize Donated, QuiltNSW Member

BEST CONTEMPORARY QUILT (Amateur)

\$500 Voucher Sponsored by Cottage Quiltworks

BERNINA AMATEUR ENCOURAGEMENT AWARD

'Bernina 215' Sewing Machine valued at \$1,199 RRP
Proudly Sponsored by BERNINA Australia Pty Ltd

BERNINA SECONDARY STUDENT AWARD

'Bernette 33' Sewing Machine valued at \$349 RRP
Proudly Sponsored by BERNINA Australia Pty Ltd

BEST TRADITIONAL QUILT (Professional)

\$300 Prize Sponsored by Perivale Gutermann
\$150 Product Sponsored by Scissorsman
\$100 Prize Donated, QuiltNSW Member

BEST CONTEMPORARY QUILT (Professional)

\$300 Prize Sponsored by Sew Can I
\$200 Voucher Sponsored by Sew Can I

BEST USE OF COLOUR

\$500 Product Sponsored by Jen Kingwell, Aurfil Threads, Quilters Dream Wadding

EXCELLENCE IN QUILTING AWARDS

NARELLE GRIEVE HAND QUILTING AWARD (Amateur)

\$300 Prize Sponsored by Mr Ian Grieve, Trophy, Sponsored by QuiltNSW,
Wadding pack Sponsored by MiniJumbuk Nu-Wool Wadding (Previous recipients are not eligible)

HAND QUILTING AWARD (Open)

\$300 Product Sponsored by Lloyd Curzon
\$150 Voucher Sponsored by Down Patchwork Lane

STATIONARY MACHINE QUILTING AWARD (Professional)

\$1,100 Horn Cabinet Prize with delivery and assembly
Sponsored by Horn Australia

STATIONARY MACHINE QUILTING AWARD (Amateur)

\$400 Voucher Sponsored by Gosford Sewing Machine Centre
\$100 Product Sponsored by Olfa
Wadding pack Sponsored by MiniJumbuk Nu-Wool

MOVEABLE MACHINE QUILTING AWARD (Open)

\$300 Voucher Sponsored by My Sewing Supplies
\$150 Product Sponsored by Daylightman
Wadding pack Sponsored by MiniJumbuk Nu-Wool

SPONSOR AWARDS

BEST USE OF DYES AND PIGMENTS

\$300 Voucher Sponsored by Batik Oetoro, Wadding pack Sponsored by MiniJumbuk Nu-Wool Wadding

OTHER AWARDS & PRIZES

VIEWERS' CHOICE

1st Prize: \$200 Product Sponsored by Mid Coast Fabrics Online, \$150 Product Sponsored by Studio Mio

2nd Prize: \$200 Product Sponsored by Dyed and Gone to Heaven, Wadding Pack Sponsored by MiniJumbuk Nu-Wool Wadding

HANGERS' PRIZE – Quilt maker and Volunteer

For each, an original artwork Sponsored by Caroline Sharkey

DAILY DRAWS

VOLUNTEER

12 month subscription to Quilters Companion

VISITORS

Prize 1: \$50 Voucher and \$50 Product pack Sponsored by Logan's Patchwork Fabric
Prize 2: 12 month subscription to Homespun Magazine

AMATEUR CATEGORY AWARDS

1.1. PIECED QUILT – Large

For predominantly pieced quilts including geometric piecing, improvisational piecing, foundation piecing and English paper piecing.
Min size 40 x 40cm / Max size 280 x 280cm

1st Prize: \$1000 Jinny Beyer Pack Sponsored by Dayview Textiles

2nd Prize: \$250 Voucher Sponsored by Accuquilt, \$200 Voucher Sponsored by Misty Threads

3rd Prize: \$125 Voucher Sponsored by Hobbysew, Wadding Pack Sponsored by MiniJumbuk Nu-Wool Wadding

2. APPLIQUÉ QUILT

For predominantly appliquéd quilts. (There is no set percentage for appliquéd coverage.)

Min size 40 x 40cm / Max size 280 x 280cm

1st Prize: \$1000 Jinny Beyer Pack Sponsored by Dayview Textiles

2nd Prize: \$500 Prize plus \$25 membership Sponsored by The Appliqué Guild Australia Inc

3rd Prize: \$150 Prize Sponsored by Deborah Louie and Wadding Pack Sponsored by MiniJumbuk Nu-Wool Wadding

1.2. PIECED QUILT – Small

For predominantly pieced quilts including geometric piecing, improvisational piecing, foundation piecing and English paper piecing.
Min size 40 x 40cm / Max size 280 x 280cm

1st Prize: \$1000 Jinny Beyer Pack Sponsored by Dayview Textiles

2nd Prize: \$250 Voucher Sponsored by Accuquilt, \$220 Voucher Sponsored by Misty Mountains Getaway

3rd Prize: \$125 Voucher Sponsored by Hobbysew, Wadding Pack Sponsored by MiniJumbuk Nu-Wool Wadding

3. COMBINED PIECED & APPLIQUÉ QUILT

For quilts that are a combination of both appliquéd and piecing.

Min size 40 x 40cm / Max size 280 x 280cm

1st Prize: \$1000 Jinny Beyer Pack Sponsored by Dayview Textiles

2nd Prize: \$250 Voucher Sponsored by Eppitflex, \$200 Voucher Sponsored by Fortune and Fairies

3rd Prize: \$150 Voucher Sponsored by Maree St Clair Quilts and Wadding Pack Sponsored by MiniJumbuk Nu-Wool Wadding

4. OTHER TECHNIQUES

For quilts where the main technique is not piecing or appliquéd. Includes wholecloth, stencilling, embroidery, crazy quilting, embellishment, painting and fabric manipulation.

Min size 40 x 40cm / Max size 280 x 280cm

1st Prize: \$250 Voucher Sponsored by Stitch, \$200 Voucher Sponsored by Art N Quilting, \$150 Product Sponsored by My Sewing Supplies

2nd Prize: \$150 Voucher Sponsored by Hobbysew, \$150 Voucher Sponsored by Patchwork Ninja Japan, \$150 Product Sponsored by Birch Creative

3rd Prize: \$150 Voucher Sponsored by Spotlight, Wadding Pack Sponsored by MiniJumbuk Nu-Wool Wadding

5.1. ENTRANT'S QUILT TOP (Large) QUILTED by ANOTHER

The entrant's top, quilted by another. The focus is on the quilt top. Max size 280 x 280cm

1st Prize: \$200 Prize Sponsored by Sew Fab, \$200 Voucher Sponsored by Art N Quilting, \$200 Prize Sponsored by QuiltNSW

2nd Prize: \$150 Voucher Sponsored by Jukejema Quilting Barn, \$100 Voucher Sponsored by Country Quilting, Wadding Pack Sponsored by MiniJumbuk Nu-Wool Wadding

3rd Prize: \$125 Voucher Sponsored by Hobbysew, Wadding Pack Sponsored by MiniJumbuk Nu-Wool Wadding

5.2. ENTRANT'S QUILT TOP (Small) QUILTED by ANOTHER

The entrant's top, quilted by another. The focus is on the quilt top. Max size 280 x 280cm.

1st Prize: \$100 Voucher Sponsored by Sew Can I, \$200 Voucher Sponsored by Art N Quilting, \$300 Prize Sponsored by QuiltNSW

2nd Prize: \$150 Prize Sponsored by QuiltNSW, \$100 Voucher Sponsored by Country Quilting, Wadding Pack Sponsored by MiniJumbuk Nu-Wool Wadding

3rd Prize: \$125 Voucher Sponsored by Hobbysew, Wadding Pack Sponsored by MiniJumbuk Nu-Wool Wadding

**Thank you to our sponsors; their generosity and support are much appreciated.
Please support them in return.**

PROFESSIONAL CATEGORY AWARDS

6. PIECED QUILT

For predominantly pieced quilts including geometric piecing, improvisational piecing, foundation piecing and English paper piecing.
Min size 40 x 40cm / Max size 280 x 280cm

1st Prize: \$500 Prize Sponsored by Homespun, \$100 Prize donated by a QuiltNSW member

2nd Prize: \$150 Voucher Sponsored by Down Patchwork Lane, \$250 Product Sponsored by Matilda's Own at Victorian Textiles

3rd Prize: \$150 Voucher Sponsored by Hobbysew and Wadding Pack Sponsored by MiniJumbuk Nu-Wool Wadding

8. COMBINED PIECED & APPLIQUÉ QUILT

For quilts that are a combination of both appliqué and piecing.

Min size 40 x 40 cm/Max size 280 x 280 cm

1st Prize: \$600 Prize Sponsored by XLN Fabrics

2nd Prize: \$150 Product and \$150 Voucher Sponsored by Patchwork on Pittwater, \$250 Voucher Sponsored by Morning Star Quilting

3rd Prize: \$150 Voucher Sponsored by Hobbysew, Wadding Pack Sponsored by MiniJumbuk Nu-Wool Wadding

10. ENTRANT'S QUILT TOP QUILTED BY ANOTHER

The entrant's top, quilted by another. The focus is on the quilt top. Max size 280 x 280cm

1st Prize: \$500 Prize Sponsored by Quilters Companion

2nd Prize: \$250 Product Sponsored by Matilda's Own at Victorian Textiles, \$150 Voucher Sponsored by Hobbysew, Wadding Pack Sponsored by MiniJumbuk Nu-Wool Wadding

3rd Prize: \$300 Product Sponsored by Melbourne Fabric, Wadding Pack Sponsored by MiniJumbuk Nu-Wool Wadding

OPEN CATEGORY AWARDS

11. MINIATURE

May be either scaled down patterns or your own original design, including postcards.
Max perimeter 200cm

1st Prize: \$200 Prize Sponsored by Patchwork Plus, \$200 Voucher Sponsored by Craft Depot

2nd Prize: \$150 Voucher Sponsored by Cottage Quiltworks, \$150 Product Sponsored by A Day In The Country Fabrics

3rd Prize: \$120 Voucher Sponsored by Quiltmania

13. ART QUILT

For abstract or figurative artworks made predominantly of fabric comprised of at least 2 full layers stitched together. Must be the original design of the entrant, not a copy or a variation on the original design of another artist working in any medium. Max size 280cm any one side.

1st Prize: \$450 Prize Sponsored by QuiltNSW

2nd Prize: \$150 Voucher Sponsored by Cotton On Creations, \$150 Voucher Sponsored by Be Be Bold, Wadding Pack Sponsored by MiniJumbuk Nu-Wool Wadding

3rd Prize: \$100 Product Sponsored by Olfa, Wadding Pack Sponsored by MiniJumbuk Nu-Wool Wadding

7. APPLIQUÉ QUILT

For predominantly appliqué quilts.
(There is no set percentage for appliqué coverage.)

Min size 40 x 40cm / Max size 280 x 280cm

1st Prize: \$600 Prize Sponsored by Expertise Events

2nd Prize: \$150 Voucher Sponsored by Cottage Quiltworks, \$250 Product Sponsored by Matilda's Own at Victorian Textiles

3rd Prize: \$150 Voucher Sponsored by Lyn's Fine Needlework and Wadding Pack Sponsored by MiniJumbuk Nu-Wool Wadding

9. OTHER TECHNIQUES

For quilts where the main technique is not piecing or appliqué. Includes wholecloth, stencilling, embroidery, crazy quilting, embellishment, painting and fabric manipulation.

Min size 40 x 40cm / Max size 280 x 280cm

1st Prize: \$1100 Thread Chest Sponsored by SSS

2nd Prize: \$250 Thread Chest Sponsored by SSS, \$250 Product Sponsored by Matilda's Own at Victorian Textiles

12. COVERLET

Two layers only with or without some form of stitches through the layers.
Max size 280 x 280cm

1st Prize: \$200 Prize donated by a QuiltNSW Member, \$200 Voucher Sponsored by The Craft Depot

2nd Prize: 1 Premium Subscription to 3 x magazines Sponsored by Quiltmania

3rd Prize: \$120 Voucher Sponsored by Quiltmania

14. PICTORIAL QUILT

For quilts depicting a person, place or thing in representational form regardless of design source.

Max size 280cm any one side.

1st Prize: \$450 Prize Sponsored by QuiltNSW

2nd Prize: \$200 Voucher Sponsored by Frankenstein's Fabrics, \$150 Voucher Sponsored by Wabi-Sabi Designs, Wadding Pack Sponsored by MiniJumbuk Nu-Wool Wadding

3rd Prize: \$100 Product Sponsored by Olfa and Wadding Pack Sponsored by MiniJumbuk Nu-Wool Wadding

OPEN CATEGORY AWARDS cont'd

15. MODERN

For quilts inspired by modern design.
Max size 280 x 280cm

1st Prize: \$500 Prize and annual membership Sponsored by Sydney Modern Quilt Guild

2nd Prize: \$400 Voucher Sponsored by Berry Quilt & Co.

3rd Prize: \$150 Product Sponsored by Sew Fab, Wadding Pack Sponsored by MiniJumbuk Nu-Wool Wadding

17. GROUP/COLLABORATIVE QUILT

To be made by three or more people. Includes friendship quilts. At least one person must be a member of QuiltNSW. Groups that hold group membership of QuiltNSW may enter a quilt under the group's name.

Max size 280 X 280 cm

1st Prize: \$150 Voucher Sponsored by Craft Depot, \$150 Voucher Sponsored by Sew Many Stitches, \$150 Westalee Ruler Foot Online Course (includes rulers) Sponsored by Punch with Judy, \$100 Product Sponsored by Olfa, Wadding Pack Sponsored by MiniJumbuk Nu-Wool Wadding

2nd Prize: \$200 Voucher Sponsored by Art N Quilting, \$100 Product Sponsored by Olfa, Wadding Pack Sponsored by MiniJumbuk Nu-Wool Wadding

JUNIOR CATEGORY AWARDS

18. JUNIOR MEMBER A (Up to Year 6)

Maximum size 280 x 280 cm Free Entry

1st Prize: \$75 Voucher Sponsored by Fabric Garden, \$100 Fabric Pack Sponsored by PK Fabrics, \$50 Voucher Sponsored by Can Do Books

2nd Prize: \$35 Voucher Sponsored by Fabric Garden, \$100 Fabric Pack Sponsored by PK Fabrics, \$50 Voucher Sponsored by Can Do Books

3rd Prize: \$100 Fabric Pack Sponsored by PK Fabrics, Wadding Pack Sponsored by MiniJumbuk Nu-Wool Wadding

19. JUNIOR MEMBER B (Years 7 - 12, Including Year 12 Work from 2018)

Maximum size 280 x 280 cm Free Entry

1st Prize: \$125 Voucher Sponsored by Fabric Garden, \$100 Fabric Pack Sponsored by PK Fabrics, \$100 Product Sponsored by Olfa

2nd Prize: \$65 Voucher Sponsored by Fabric Garden, \$100 Fabric Pack Sponsored by PK Fabrics, \$50 Voucher Sponsored by Can Do Books

3rd Prize: \$100 Fabric Pack Sponsored by PK Fabrics, Wadding Pack Sponsored by MiniJumbuk Nu-Wool Wadding


BERNINA
made to create



Special Exhibit – Best of Australia

Sponsored by BERNINA Australia

A special display presenting Prize winning quilts that will delight and inspire



Best of Australia and Best of Show VIC

'The Apprentice' by Julie Adamson

Best of Show, WA
'A Purple Sensation'
Tracey Bareli

Best of Show, NSW
'After the Last Sky'
Jenny Bowker

Best of Show, SA
'The Caswell Challenge'
Judith Stacey, Quilted by
Meredith England

Best of Show, ACT
'Blurring the Edges'
Beth and Trevor Reid

Best of Show, NT
'Red River Star'
Nicole Morelli

Best of Show, QLD
'Feathered Silver'
Lyn Crump

Best of Show, TAS
'The Collective Language of
Trees'
Cindy Watkins

Members' Exhibition Quilt Listing

1. Hockey, Ele Barrack Heights, NSW
"Blue Princess" 90 x 90cm
Pictorial Quilt

Princess pondering over life.

2. Browne, Janet Illawong, NSW
"Just Go With the Flow..." 75 x 50cm
Pictorial Quilt

"Just Go With the Flow..." evolved from a photograph I took of the inaptly named but very beautiful Tip Beach, Mallacoota, Victoria, with Gabo Island floating ethereally on the horizon. It is a place dear to my heart.

3. de Vanny, Sue Greenvale, VIC
"Bordering Extinction" 90 x 90cm
Pictorial Quilt

Inspiration is the diminishing Rhinoceros. These are the Sth White Rhino - all types are critically endangered. Rhinos are almost non-existent due to poaching, with help we can turn the rhinos on the bridge around to substantial numbers.

4. Eves, Robyn Woronora, NSW
"Japanism" 75 x 50cm
Pictorial Quilt

Whole cloth quilt. Painted, hand and machine stitched and quilted.

5. Teager, Maureen St Huberts Island, NSW
"No Way Out" 89 x 89cm
Modern

A different interpretation of the traditional log cabin block.

Design Source: Log Cabin block

6. Leath, Jocelyne Aveley, WA
"Space Time" 80 x 70cm
Other Techniques - Professional

Immeasurable space, the flow of time, the movement of the planets, stars, moons, the impression of man. Life on earth begins with Stromatolites, and still we search!

7. Nutt, Wendy Lemon Tree Passage, NSW
"Blood Moon" 88 x 88cm
Art Quilt

A kaleidoscope adaptation of the 'I' quilt in my Alphabet Series using a photo app. The original quilt is a 30 x 30cm square. The design was developed for a Facebook page, 'Monthly Art Project', administered by Brenda Gael Smith.

8. Hosie, Jessie Sutherland, NSW
"Happy Scrappy" 71 x 71cm
Pieced Quilt, Small - Amateur

A bright and happy quilt in a scrappy style.

9. Firth, Dianne Canberra, ACT
"The Kiss" 83 x 87cm
Art Quilt

The quilt was inspired by the soft curve of full lips. It is composed of torn strips of commercial and hand dyed cottons that are machine quilted with polyester thread onto a viscose felt base.

10. Wheelahan, Jessica East Lindfield, NSW
"A Makers map" 70 x 70cm
Art Quilt

A 'map' of the various workings of my hand.

11. Lemin, Brian Cooranbong, NSW
"Woman in Gold" 83 x 77cm
Other Techniques - Amateur

Artist, Gustav Klimt. Title, Woman in Gold. Seated Portrait of Adele Bloch-Bauer (1907). This quilt attempts to re-create in fabric the luxurious look of the original painting, without slavish copying of the original. Face and Hands are printed. Design Source: Based on Woman in Gold by Gustav Klimt

12. Jones, Ruth Heathcote, NSW
"Twisting Analogies" 80 x 80cm
Pieced Quilt, Small - Amateur

This quilt grew out of "The working with colour" classes taught by Bob James at My Sewing Supplies, Kirrawee. The final challenge was to design a quilt. I was intrigued by the curves which are generated by straight lines in twisted log cabin blocks.

13. Mosely, Catherine Cameron Park, NSW
"Carnival" 70 x 65cm
Modern

Using skills learnt in a workshop with Tara Faughnan in California, I've created this bright and colourful 3D quilt using folded fabric pieces. Started without a design or plan, the patterns emerge as row upon row is sewn.

Photography Policy: Please respect our members' copyright.

Visitors to the exhibition are permitted to photograph the quilts for personal use and to post images online or in social media, **provided** the quiltmaker/s and designers (if applicable) are acknowledged. If you wish to photograph and publish for commercial purposes, please apply to the Membership desk for special permission.

14. Griffiths, Sue McLeans Ridges, NSW
"The Blue Mosque" 70 x 50cm

Appliqué Quilt - Professional

This quilt is inspired by a photo I took in the Blue Mosque, Istanbul. The architecture is inspirational. I wanted to evoke the soaring arches leading to the huge dome. The quilt is appliquéd painted and embellished.

15. Johnson, Lisa Berry, NSW
"Garagula" 62 x 34cm

Art Quilt

Conceived as a simple art quilt. "Garagula" is an Indigenous word that can be interpreted as "ebb and flow" of the tides. I tried to keep the piece to a very neutral palette.

16. Grace, Pauline Bradbury, NSW
"Dolphin Waltz" 66 x 42cm

Other Techniques - Professional

Dolphins swim rhythmically together amongst the coral and the magnificent blue depths of the ocean, their graceful movements seem to mirror the simplicity of the waltz.

17. Wang, Yi Beverly Hills, NSW
"Hummingbird Love" 65 x 55cm

Art Quilt

Fuchsia is always my favorite flower, simple shape but very rich in colour. Inspired by my travel photo, I hand painted directly on hand-dyed batik with added on imaginary hummingbird. Free motion quilting design of ginkgo and cherry blossom.

18. Booth, Donna Lorn, NSW
"Under Busseton Jetty" 56 x 37cm

Art Quilt

On a sunny summer afternoon in 2012 I photographed the sponges, barnacles and soft corals growing on the piers of Busseton Jetty from the underwater viewing platform. In 2014 a Sue Benner workshop at AQC Melbourne inspired a collage style quilt.

19. Kennewell, Ingrid Fennell Bay, NSW
"My Desert Experience" 60 x 50cm

Pictorial Quilt

This quilt was completed at the "Sewing Up a Storm in the Desert" at Uluru under the guidance of Caroline Sharkey. It was my first time doing textile art and a wonderful experience using fabrics and threads to create this quilt.

Design Source: Workshop with Caroline Sharkey

20. Hooworth, Judy Morisset, NSW
"Rainy Day Dora Creek #15" 50 x 90cm

Art Quilt

Hand painted, discharged, machine embroidered and quilted cottons.

21. Adamson, Julie Mill Park, VIC
"Jacobean Revival" 65 x 71cm

Appliqué Quilt - Professional

This quilt design was adapted from illustrations by Richard Hofmann (1885), "Decorative flowers & leaf designs". Background fabric is two-ply silk. Hand needleturn appliqué in silks and batiks and hand quilted in silk thread.
Design Source: Decorative Flowers and Leaf Designs by Richard Hofmann. Dover Publications

22. Hockey, Ele Barrack Heights, NSW
"Emu 2 Lookout" 63 x 42cm

Pictorial Quilt

Look out Emu, roadtrain coming.

Design Source: Based on art work by John Murray

23. Rona, Judith Bondi, NSW
"Obverse" 56 x 92cm

Art Quilt

Definition of obverse: 1) The Head side of a coin or medal. 2) The opposite or counterpart of a fact or truth. Chatter, chatter. Who's talking? Is anyone listening?

24. Lemin, Brian Cooranbong, NSW
"Monet, Ancient and Modern" 45 x 76cm

Pictorial Quilt

A contrast of the ancient and modern interpretation of a Monet painting. This entry is not designed to show techniques, but a variety of techniques were used including the fabric printing of faces and limbs, oil crayons, fabric pens etc.

Design Source: Based on Woman and Child by Claude Monet

25. Babidge, Catherine Mosman, NSW
"Boab x 3" 26 x 18cm

Art Quilt

This small improv piece uses remnants of wool suiting and solid colours to highlight. The three boab trees are hand stitched onto a piece of linen.

26. Bonner, Liz Annandale, NSW
"Rain" 37 x 28cm

Pictorial Quilt

This is a major dyeing mishap I made in a Betty Busby fabric painting techniques class I did at the 2015 New Zealand Quilt Symposium. It sat for a year until rescued, then quilted using silk threads from Sheena Norquay's 'Exploring Stitches' class.

27. Hooworth, Judy Morisset, NSW
"Rainy Day Dora Creek #16" 53 x 93cm

Other Techniques - Professional

Hand painted and discharged cottons, machine embroidered and quilted.

28. Crouch, Linda Doncaster, VIC
"Early Bird" 44 x 34cm

Pictorial Quilt

I made this quilt for my daughter as she loves mappies. I wanted it to have something a little different on it, so I added a 3D worm!

29. Allen, Stephanie MIRANI, QLD
"Walk a Mile in My Boots" 30 x 50cm

Pictorial Quilt

This quilt was designed according to the theme 'Weathered' as part of a competition "One Red Thread". The boots on this quilt are made from free motion, machine quilting a mix of hand dyed wool roving to make a fabric then thread painting the detail.

30. Noonan, Prunella Avalon, NSW
"Looking Back" 33 x 46cm

Pictorial Quilt

Looking back at Earth from further out in space, our wonderful blue planet.

31. Wood, Katherine Kirrawee, NSW
"Fungi" 20 x 30cm

Pictorial Quilt

Depiction of fungi often observed on the forest floor in the Barrington Tops National Park. A variety of techniques and materials have been used including cotton, net, polyester and glass beads.

32. Steele, Linda Park Orchards, VIC
"Autumn Dance" 43 x 43cm

Miniature

I was inspired to make a miniature quilt with some pomegranate shapes that I had been drawing, when I had finished the pattern reminded me of a dance.

33. Scott, Felicity Miranda, NSW
"Pineapples & Pears" 43 x 43cm

Miniature

Entirely handmade using traditional Boutris de Provence technique. The design is stitched through two layers of fabric then each individual shape/channel stuffed or corded from back of quilt. Very time consuming but utterly absorbing. Try it!

34. French, Sharon Bateau Bay, NSW
"Lady@thewindow" 40 x 50cm

Miniature

Giving old doilies new life, as quilts, is a beautiful way to preserve people's treasures. I love this lady gazing out her window and I hope what she is seeing brings her joy.

35. Lever, Leonie Keiraville, NSW
"Cabins" 32 x 32cm

Miniature

I wanted to make a miniature and had fun playing with browns and foundation piecing.

36. Nikoleski, Judi Charlestown, NSW
"Moving Water World 2" 29 x 43cm

Miniature

The movement of sunlight on waves, seaweed and fish creates a marvelous dance of light and shade. This miniature is silk screened with resist on cotton fabric. Appliquéd block prints with gutta, dye paint and quilted sheer complete the work.

37. Crouch, Linda Doncaster, VIC
"Five Feathers" 30 x 41cm

Miniature

I created this quilt in response to a challenge. I decided on the placement of the feathers, quilted it first, then appliquéd the feathers on last. I loved doing the quilting!

38. Bell, Marilyn Umina Beach, NSW
"Liberty Belle" 29 x 29cm

Miniature

A friend gave me a pack of 1/2" diamond papers so the challenge was on to see what I could do with them. I used Liberty fabrics as cotton patchwork fabrics were too thick to work with on this scale.

39. Gibson, Jane Epping, NSW
"Razzle Dazzle" 27 x 27cm

Miniature

A small memento of a fun day spent with friends making quilts for Judy Hooworth's book, 'Razzle Dazzle Quilts'. Thank you, Judy.
Design Source: Razzle Dazzle Quilts by Judy Hooworth

40. Porter, Catherine Bexley, NSW
"Swirl" 19 x 26cm
Miniature
Wholecloth, quilted and then coloured with a black Tsukineko Fabrico marker. My original design which started with S shaped lines in the centre – horizontally and vertically. Inspired by Op art and illusions.

41. Cardie, Jan Camden, NSW
"Red Work Wholecloth" 22 x 22cm
Miniature
With a love of miniatures, redwork and hand quilting, this little quilt evolved. Maybe a large quilt will happen sometime.

42. Sadleir, Gail Engadine, NSW
"Black White and Read All Over" 44 x 44cm
Miniature
I had never made a Dresden Plate quilt before and wanted to see what effects I could achieve. I loved playing around with a few techniques and enjoyed appliquéing each "plate" onto the background.

43. Brodie, Trudy Killara, NSW
"Ogee Star" 48 x 42cm
Miniature
Six pointed stars and the pointed ogee shape appeal to me. Cotton sateen having a soft lustre was chosen for hand quilting.

44. Reinhard, Susan Mudgee, NSW
"Red Ringlets" 33 x 32cm
Miniature
After playing with 1/2" pentagons I appliquéed the fussy cut rings to the background. The project languished as a UFO and was almost thrown out, until a hand quilting challenge in 2018 revealed the magic of cross quilting the checked background.

45. Wise, Glenda Balgownie, NSW
"Expanding Compass" 30 x 30cm
Miniature
Started out with circular flying geese then expanded with foundation pieced spikes. Lots of playing around to fit ideas in.

46. Boland, Donna Yowie Bay, NSW
"Sunlight in the Cathedral" 56 x 33cm
Miniature
This quilt, while an exploration of colour theory, was also a challenge I set myself to create a miniature quilt. It reminds me of sunlight shining through stained glass in a cathedral. Predominately 1/2" blocks machine pieced and quilted.

47. Wise, Glenda Balgownie, NSW
"Fun With Barrels" 34 x 36cm
Miniature
Some pleasing barrel shapes incorporating miniature pieced squares.

48. Fagan, Denise Eastwood, NSW
"Wee Churn Dashes" 35 x 35cm
Miniature
I made this quilt several years ago as a way of improving my quilting skills. I loved it so much that I planned to frame it, but didn't get around to it. Now quilted. At last!
Design Source: Key Chain by Sally Collins

49. Jurd, Leigh Davenport Normanhurst, NSW
"Penrose Supernova" 100 x 100cm
Pieced Quilt, Small - Amateur
An English Paper Pieced Penrose file design, in rainbow colours with a fading background, made using batiks purchased in Bali.
Design Source: Based on Penrose files, named after mathematician Roger Penrose

50. Krige, Bernice Baulkham Hills, NSW
"Niwaki Cloud Tree" 96 x 51cm
Pictorial Quilt
The Japanese art of Niwaki, sculpting trees into cloud forms, and the fabrics I bought in Tokyo's Nipori district, begged to be joined. As I photographed this tree, set against the Golembea Peace Park's chalky white Stupa, this quilt was born.

51. Louie, Deborah Oyster Bay, NSW
"Mother-In-Law's Rose" 100 x 100cm
Appliqué Quilt - Professional
The latest in a series of large scale flowers, this decorative stitched rose is in memory of my mother-in-law, Nora. Grid quilted with continuous curves. A fun relaxed wall hanging.

52. Layt, Deb Watsonia Nth, VIC
"Flying High" 89 x 121cm
Art Quilt
I decided the Wedge-tailed Eagle was a perfect subject for my next thread painting project. Each individual feather was created on the sewing machine then the bird was put together as a whole before being stitched to the hand painted background.

Photography Policy: Please respect our members' copyright.

53. Byrne, Jess Berowra Heights, NSW
"She'll Be Good" 100 x 72cm
Pictorial Quilt
A love of turtles, a new found technique of fabric weaving and a uni break saw this turtle come slowly swimming to life with the help of many late nights and many David Attenborough episodes.

54. Murray, Kay Eastwood, NSW
"My Small World" 84 x 132cm
Modern
I loved the bright and colourful wall quilt designed by Jen Kingwell when it was published in Quiltmania. It challenged me to use lots of different colours and patterns. I quilted it on my A1 longarm machine.
Design Source: My Small World by Jen Kingwell

55. Jack Coupland, Cathy Breakfast Point, NSW
"Connectivity" 99 x 61cm
Art Quilt
Connectivity: the state of being connected or interconnected. We need connections and need to feel those connections. No matter how large or small, how many or how long ago - we all have them. Loops are the perfect analogy to express this visually.

56. Walton, Lisa Lewisham, NSW
"One Step at a Time" 100 x 70cm
Pictorial Quilt
Thinking about the hundreds of years of footsteps wearing down these stone steps seen in Edinburgh which I had to climb.

57. Haerland, Kay D Erina, NSW
"Autumn Glow" 94 x 86cm
Pictorial Quilt
An evening walk in the glow of autumn among those beautiful coloured trees.

58. Doyle, Rachael New Lambton, NSW
"Amy's Hexie Party" 95 x 97cm
Modern
My favourite Amy Butler range, one of my first hand pieced project from years ago and I finally completed last year. I hand quilted sashiko style, to give it a modern feel.

59. Furniss, Pamela Green Point, NSW
"Christmas Joy" 89 x 33cm
Appliqué Quilt - Professional
A joy to make! The background to Christmas Joy was quilted using the alphabet on the sewing machine. This can be hung as the Christmas Tree with presents displayed under the wall hanging.

60. Leitch, Carol Umina Beach, NSW
"Flower Shop" 82 x 107cm
Other Techniques - Amateur
Most pop-up books are small, well they are books. I wanted to go one step further and explore the possibilities of a pop-up shop. I also wanted to create as much of the fabric as possible.

61. Nikoleski, Judi Charlestown, NSW
"Ethnic Perspective" 94 x 81cm
Other Techniques - Professional
Two landscapes stretch to the horizon in bright tonal layers. Combining these landscapes sideways evokes patterns of traditional Macedonian aprons, part of my heritage. Deconstructed silk screen on cotton, hand dye paint, quilting and couching.

62. Gordon, Carolynne Lilyfield, NSW
"At Home In The Universe" 95 x 97cm
Art Quilt
'At Home In The Universe' is a swirl of thread and fabric offcuts, combined with machine-pieced elements as a subliminal reflection on spiritual transformation. The shooting star and moon emerged in a bush-dyeing workshop with Aboriginal women.

63. Brown, Anita Granville, NSW
"Abstract Contours" 95 x 95cm
Appliqué Quilt - Amateur
This is part of the Rolina project from Bob James 2017 class. It was inspired by the photo I was given. Raw edge appliqué took me out of my comfort zone.
Design Source: Inspired by Rolina Van Vliet from the book Painting Abstracts by Rolina Van Vliet.

64. Smith, Brenda Gael Copacabana, NSW
"Dreamlines #8" 95 x 93cm
Pieced Quilt - Professional
A contemporary interpretation of the "Crossed Square" quilt design incorporating improvisational piecing.

65. Henderson, Neroli St Kilda, VIC
"Whitewash" 94 x 63cm
Art Quilt
Waves churn, hiding their depths, creating an illusion—for those who watch— of beauty, peace and tranquillity. A façade so mesmerising, yet one at odds with their tumultuous nature.

Photography Policy: Please respect our members' copyright.

66. Sharkey, Caroline & Clare, Ingrid Urunga, NSW
"Whale Song" 93 x 94cm

Two Person Collaborative Quilt

The vision of whales and flowers is a metaphor for the connection with nature we all have. Inspirational to Ingrid and Caroline as Art (the painting) and Textiles (the stitch) merge.

67. Sargo, Denise Bardwell Park, NSW
"Light and Shadows" 90 x 65cm

Art Quilt

An exercise in layering organza to create light and shadows. Burnt edges, embroidery and beading to secure organza strips to the background.

68. Parker, Lorraine Buttaba, NSW
"Le Labyrinth" 93 x 72cm

Pictorial Quilt

Chartres is a majestic cathedral in France. I wanted to capture its grandeur through digital printing and also to celebrate nature. Appliqué iris photographed in France, NZ and in my garden create the foreground and lead the eye vertically.

69. Miller, Sue Kurraba Road, NSW
"Modern Hawaiian African Orange Peel Quilt" 87 x 86cm

Appliqué Quilt - Professional

I attended a workshop by Sheri Cifaldi-Morrill of Whole Quilt Studio at Quiltcon in Pasadena USA in 2018 called Hawaiian Inspired Appliqué. I used African wax fabric that I had bought in Nairobi Kenya and used yellow and orange to bring out the peel. Design Source: Workshop by Sheri Cifaldi-Morrill of Whole Quilt Studio

70. Campbell, Eileen Kew, VIC
"Lorikeets Reflected" 92 x 93cm

Appliqué Quilt - Professional

Lorikeets amongst Bushy Yate Eucalyptus flowers. The birds love the seeds and visit often, always squarking loudly to each other as they feed.

71. Rona, Judith Bondi, NSW
"Nebula" 81 x 65cm

Art Quilt

Birth, death, stars, transformation; a cloud of possibilities. Quilted on New Year's Eve, between the two sets of fireworks.

72. Day, Judy Lindfield, NSW
"Red Fleurs de Lis" 91 x 90cm

Appliqué Quilt - Professional

Inspired by red/white antique friendship blocks from late 19th century.

73. Beer, Sheila Matraville, NSW
"Me and Hal 54 to 78" 86 x 68cm

Other Techniques - Amateur

Inspired by the photos in Hal Missingham's 'Australia Close Focus', the quilt is the joyful result of a daily practice to create stitched collages.

74. Hewitt, Lynn Caringbah, NSW
"Noriko's Japan" 90 x 90cm

Pictorial Quilt

Using the photograph provided by Noriko Endo in a Confetti Landscape workshop in Japan in 2017, I have created a larger version of the scene. Noriko has given me permission to teach her technique. Design Source: Photograph provided by Noriko Endo

75. Sargo, Denise Bardwell Park, NSW
"Tranquility" 75 x 50cm

Pictorial Quilt

Part of a challenge with friends to use a specified art period in the design and execution of a quilt. My art period was Fauvism and I chose to depict a tranquil Japanese scene. Cotton fabrics, Inkense pens and embroidery was used in the execution.

76. Henderson, Neroli St Kilda, VIC
"The World Awaits (#TimesUp)" 90 x 90cm

Art Quilt

Fear of, or caused by sexual assault causes restriction and confinement in lifestyle and thought. Feelings are internalized. #MeToo and #TimesUp call for men to change—and not on women to curtail their lifestyle, dress conservatively, to not provoke.

77. Lyons, Sandra Oyster Bay, NSW
"Indian Paradise" 75 x 50cm

Pieced Quilt, Small - Amateur

I did a colour theory class with Bob James and the theme for our latest 'Whispers' challenge was India. I combined the two and using a foundation pieced block by George Siciliano I came up with this design. I loved using the silk fabric. Design Source: Birds of Paradise block by George Siciliano

78. Hine, Bernardine Palmview, QLD
"Wallum Flora" 115 x 115cm

Pictorial Quilt

I selected four native plants from my local wallum to depict, being vanilla lily, woolly aotus, feather sedge and boronia. I sketched the design from my own reference photographs.

79. Taylor, Heather Northbridge, NSW
"Runaround Sue" 114 x 114cm

Pieced Quilt, Small - Amateur

I made this quilt for the 'Free Wheeling Single Girl' (by Denise Schmidt), online sew along in 2018. I love Kathy Doughty's magpie and Tula Pink's Disco Kitty fabrics and wanted these two featured in a bright and fun small quilt.

Design Source: Free Wheeling Single Girl by Denise Schmidt.

80. Newmarch, Georgina Hebersham, NSW
"Four Houses" 115 x 100cm

Modern

Leftover blocks from previous quilts were chopped up. On the design wall, I arranged and rearranged them many times. Somehow the idea of the bright pink strips came to me and gave it all a bit of structure. Can you find the four houses?

81. Arita, Keiko Lalar Park, NSW
"Silk Cot Cover" 114 x 105cm

Pieced Quilt, Small - Amateur

This quilt is made based on an antique quilt which is described as "small quilted patchwork cover created from a variety of silks and velvets, made by Priscilla Redding; English in c 1690s". I used various silk scraps. Design Source: Based on an antique quilt made by Priscilla Redding; English circa 1690s

82. Malone, Karen Beecroft, NSW
"Dancing in the Moonlight" 110 x 107cm

Pictorial Quilt

I fell in love with this pattern by JoAnn Hoffman and really enjoyed making it. I picked out the batik fabrics from my stash. I think the interesting background fabric makes the dragonflies just glow. Design Source: Dance of the Dragonflies by JoAnn Hoffman

83. Williams, Janne Turramurra, NSW
"Janne's Boro Collage" 114 x 96cm

Modern

I love modern quilts, appliqué, boro and hand quilting. Kathy's pattern covers all. Fond memories of a retreat where I began this quilt and Kathy's inspiration. Design Source: Boro Collage by Kathy Doughty

84. Sharkey, Caroline Urunga, NSW
"The Desert" 114 x 88cm

Art Quilt

The image of flying over the inland deserts is etched in my mind. The vivid colours, textures of weathered lines and vastness of the Earth inspires me to interpret this vision and allows my passion for using chopped fabric to create what I see!

85. Pedley-Smith, Elizabeth Moss Vale, NSW
"Red Intruder" 110 x 66cm

Other Techniques - Amateur

White whole-cloth wall hanging designed by myself using a 3D textured circle, 3D chrysanthemums and red trim with the "Red Intruder" coming in from the top. Free machine quilting using a stationary machine.

86. Walton, Lisa Lewisham, NSW
"Mottanai #2" 110 x 95cm

Art Quilt

The untranslatable Japanese term Mottanai refers to items that are too good to waste or throw away. Quilt contains vintage indigo dyed mosquito netting, Japanese hand written and printed books and a recycled kimono fabric and screen printed words.

87. Domoney, Sue Flowerpot, TAS
"Night and Day" 109 x 140cm

Art Quilt

Night flows into day and back to night again. From the midnight moon and lighted window, a bright sunny day is followed by a rose coloured sunset and on to evening and night again. Day and night continue never ending.

88. Bowdler, Patricia Summer Hill, NSW
"Tree of Life's Scraps" 110 x 90cm

Other Techniques - Amateur

I have always admired Tree of Life quilts. Mine is made of scraps from my quilting life.

89. Harvey, Leanne Mount Vincent, NSW
"I Am a Unicorn!" 109 x 90cm

Other Techniques - Professional

This Unicorn represents myself and the balls I juggle keeping my family's crazy lives running smoothly. It was made as a challenge quilt, The Power Of Five. I love bright colours and I teamed that with some bling and texture from the machine quilting. Design Source: Unicorn design by Monica Poole with traditional Pine burr blocks recently made popular by Rachael daisy.

90. Smith, Brenda Gael Copacabana, NSW
"Integrifolia#3: Stops & Starts" 109 x 114cm

Modern

As the woody, cone-like fruit of the coastal banksia mature, the follicles open up to reveal irregular elliptical chambers. Seeds are released to start the cycle of regeneration anew. Nature is replete with such stops and starts.

91. Russell, Pam Concord West, NSW
"Logged" 108 x 115cm

Modern

My pathway from traditional to modern is slowly emerging. Several improv workshops and books are inspiring me to break out. Log cabin improvisational blocks started in a technique workshop with Julie Haddrick.

92. Gleeson, Wendy Colac, VIC
"Echinacea Abroad" 108 x 108cm

Pieced Quilt - Professional

I took the pieces with me overseas to have some hand work. I managed to sew all of the flowers together before boarding the last flight home. This is one of my favourite fabrics.
Design Source: Turkish Delight by Cherry Pie Designs

93. Tramontana, Di Picton, NSW
"Succulent" 107 x 81cm

Art Quilt

Design is based on a computer manipulated image of my own photo taken of a pot plant in my backyard. Quilt has been appliquéd & quilted through all layers in the one step so that all stitching can be viewed from the back as well as the front.

94. Jamieson, Kaye Sutherland, NSW
"In Dreams" 106 x 106cm

Other Techniques - Amateur

Dream big panel in teal.
Design Source: Quilting designs from Kim Diamond
www.sweatdreamsquiltstudio.com
Wasatch Quilting
<https://digitizedquiltingpatterns.com/>

95. Williams, Yvonne Wallaroo, NSW
"Waiting for the Next Event" 103 x 130cm

Pictorial Quilt

Inspiration for this quilt came from combining two photos taken at a Pony Club Event. I found both the design process and making the quilt an enjoyable challenge. Cotton fabric, raw edge appliqué, machine quilted.

96. Chapman, Jenny Upper Lansdowne, NSW
"Kombi" 105 x 75cm

Other Techniques - Amateur

Kombi the cat was started in a collage workshop with Susan Carlson at Urunga May 2018. I enjoyed learning this new technique, which was a challenge, as it differed completely to my usual appliqué techniques. I am very happy with the outcome.
Design Source: Workshop with Susan Carlson

97. Hennessy, Terry-Anne Warriewood, NSW
"Noah's Quilt" 104 x 78cm

Other Techniques - Amateur

I made this quilt for my first grandchild in soft greys and white, guided by my daughter's choice of colour and theme. Time spent embroidering was relaxing and we had fun choosing the animals and playing with the setting out of the blocks.
Design Source: 150 Blocks for Baby Quilts by Susan Briscoe

98. Haddrick, Julie Blackwood, SA
"Vintage Stitches: Blue Willow" 104 x 76cm

Other Techniques - Professional

Julie uses recycled linen in her textiles, appreciating evidence of age and domestic use. The Blue Willow pattern is an ongoing theme, with 2 ½ enlargement creating a 'Larger than life' study of an incomplete stitchery. Three sewing tools hidden.

99. Aitken, Elizabeth Bonnet Bay, NSW
"Floralia" 103 x 103cm

Other Techniques - Amateur

I wanted this panel to be a celebration of the beauty of flowers hence the name Floralia. I created a different organic shape in each petal and added some silver as a celebration.
This is a Hoffman, teal, Dream Big Panel, which I have made my own.

100. Raahauge, Elaine Epping, NSW
"Embroidered New York Beauty" 103 x 103cm

Other Techniques - Amateur

Non-traditional colours used in the traditional New York Beauty design. The blocks are machine embroidered appliqué and are created in the hoop.
Design Source: Digitised by Sweet Pea Machine Embroidery Designs and titled Beauty, Blocks and Quilt.

101. Psarras, Julie Drouin, VIC
"Endangered Flightpath: Destination Unknown" 100 x 100cm

Pictorial Quilt

The iconic Baudin's and Carnaby's Black Cockatoos of Western Australia, face an uncertain flightpath into the future. With declining numbers of these Endangered Black Cockatoos, earnest action is required now, to protect them for generations to come.
Design Source: Based on photographs by Georgina Steytler and Celind Dubois

102. Gower, Barbara The Oaks, NSW
"Natural Forces" 163 x 35cm

Art Quilt

As the wind and water erode our shoreline, patterns and colours are revealed in all their glory creating wonderful inspiration. Hand dyed silk, layered with felt and tea dyed silk organza. Stitched and beaded by hand and machine.

103. Langhorne, Rhonda Kellyville, NSW
"A Murder of Crows" 160 x 110cm

Modern

I found a quilt called Bird Song and went ahead to make it. After moving around and adding here and there I came up with my version.
Design Source: Based on Bird Song from Mini Wonderful Curves by Jenny Pedigo, Helen Robinson and Sherilyn Mortensen

104. Pedley-Smith, Elizabeth Moss Vale, NSW
"Galaxy" 150 x 112cm

Other Techniques - Amateur

Wall hanging of my own design using ideas from Jennie Rayment's book "Tucks and Textures Two" along with my own additions. Free machine quilted on a stationary machine and further enhanced using twin needle work.
Design Source: Based on Tucks and Textures Two by Jennie Rayment

105. Fielke, Sarah Chatswood, NSW
"Windswept" 150 x 105cm

Modern

There have been many upheavals and abrupt turns in my life in the past few years. The only option is to set your sails and turn towards the new horizons.

106. Babidge, Catherine Mosman, NSW
"Travellers Blanket after Dianne Cevaal" 147 x 106cm

Other Techniques - Professional

Three layers dip dyed to create squares...the squares are used to frame interesting or meaningful scraps of fabric collected over time. The scraps are applied to the top using different embroidery stitches. The quilting continues the embellishment.
Design Source: Inspired by Dianne Cevaal's "Traveller's Blanket"

107. Rose, Elizabeth Karabar, NSW
"Circle Work" 147 x 40cm

Art Quilt

An exercise with circles - cotton scraps on linen.

108. Pearce, Pamela Balgownie, NSW
"Japanese Garden" 141 x 116cm

Combined Pieced & Appliqué Quilt - Amateur

Needleturn appliqué has been embellished with Perle and stranded silk and cotton threads. Quilting was done using variegated machine threads.
Design Source: Block designs by Karen Kay Buckley

109. Gibson, Jane Epping, NSW
"Lyrate" 124 x 132cm

Art Quilt

The graceful curves of lyrebird tail feathers move across an improvisationally pieced background of shot cotton. Solar plate etchings.

110. Raahauge, Elaine Epping, NSW
"Painted Circles" 154 x 100cm

Other Techniques - Amateur

I hand painted all the fabrics used in the quilt top and dyed the backing and binding fabric. All fabric started life as white. The circles are embellished using metallic paint, stencils, shiva sticks and crayons in gold to unify the blocks.

111. Breeze, Jennifer Jamberoo, NSW
"Fresh Cut" 123 x 123cm

Entrant's Quilt Top Small, Quilted by Another - Amateur

Wool and cotton on a background of wool, heavily embellished.
Design Source: Design by Sue Spargo
Machine Quilted by: Jenny Hancock, AngelCafe Quilting

112. Bell, Marilyn Umina Beach, NSW
"Asteria" 143 x 81cm

Pieced Quilt - Professional

I started making six pointed stars using English Paper Piecing and batik fabric and they evolved into this wall hanging.

113. Andrews, Anne Surrey Hills, VIC
"New York Double Dresden" 123 x 123cm

Pieced Quilt - Professional

A great challenge using wonderful brights, and the green background I purchased in New York.

Photography Policy: Please respect our members' copyright.

114. Burkitt, Denise & Young McCandless, Carol Ann
 Cooroy, QLD
 120 x 224cm
 "Drifting Petals"
Two Person Collaborative Quilt
 "Drifting Petals" printed by Freespirit USA at same scale from my original hand painted fabric. One of eight designs from my 1st collection "Art Excursion" available from June 2019. Inspired by nature and my solo travels in a motorhome around Australia.

115. Morrison, Stephanie
 Westleigh, NSW
 "Use It Up"
Pieced Quilt, Small - Amateur
 A quilt which grew from scraps and leftovers from my love of English Paper Piecing. Made for no one in particular, with all my favourite colours. I was encouraged by reading last year to have finished quilts not just stacks of pretty fabric.

116. Boland, Donna
 Yowie Bay, NSW
 "Marakech in Black & White"
Pieced Quilt, Small - Amateur
 My first foundation pieced quilt using traditional and original log cabins. The use of black, red and white creates drama. On first glance the quilt appears to be made of 4" blocks set on point but it was created using 3" and 4" blocks.

117. Jobbins, Di
 Zetland, NSW
 "City Lights"
Modern
 City lights can be sassy or beguiling as they twinkle and enchant. But they cast dark shadows too, and provided me with the perfect subject for exploring colour and value. They also gave me the excuse to play with colours that make my heart sing!

118. Godden, Helen
 Latham, ACT
 "Content"
Pictorial Quilt
 Surrounded by a rainbow of colour and design, she sits calm, naked, content in her skin, dreaming of endless possibilities with colour her closest ally, companion, confidante.

119. James, Bob
 Woollooware, NSW
 "Elizabeth Viazim B.E.M."
Pieced Quilt - Professional
 Elizabeth Viazim (Auntie Bettie) received a BEM, British Empire Medal, in the 1981 Queen's Honours List for her contribution to fashion and theatrical millinery. All the leftover silks from her long career are in this tribute quilt.

120. Moules, Roslyn
 Bangor, NSW
 "Sizzle Strips #2"
Pieced Quilt - Professional
 This is my 2nd quilt in this series. I love the colour variations one can create. This will be a wall hanging in my dining room. Silks, polyesters, cotton, rayon embroidery thread. Free motion quilting.
 Design Source: Strips That Sizzle by Margaret Miller

121. Lancaster, Linden
 Picola, VIC
 "Place of Reflection"
Pictorial Quilt
 It is a winter morning and the sun is not yet risen. I have gone for a walk as I contemplate the new day. Though it is frosty, I pause to look across the still water.

122. Lindsay, Susan
 Ermington, NSW
 "Mother Earth and her Children"
Other Techniques - Amateur
 My quilt came from the book by Sieglinde Schoen Smith, "Mother Earth and her Children". I used some of the illustrations to colour with pencils and embroidery to put together with the pieced blocks
 Design Source: Based on the book "Mother Earth and her Children" by Sieglinde Schoen Smith, adapted a German Folk tale and made it into a quilt

123. Widders, Grace
 Gladesville, NSW
 "Just A Touch Of Orange"
Art Quilt
 Inspired by Thelma McGough's, "Urban Buzz" in "Abstract Geometry", Martha Sielman. Using the hex-n-more template created interesting visual combinations. Reducing the size of the orange fabric to "just a twinkle" finished the composition.

124. Godden, Helen
 Latham, ACT
 "Lindsey"
Other Techniques - Professional
 Forging ahead in her career, Lindsey is strong, driven & looks upwards to her future. Free-motion quilted yarn. With no printed photo underneath, Lindsey was drawn freehand onto canvas & then Yarn Painted, creating an entirely couched portrait.

125. Haerland, Kay D
 Erina, NSW
 "Why Are We Here Again?"
Art Quilt
 The Reece Scannell fabric printed with Egyptian cat statues, was brought alive with the elaboration of the cat's eyes and adornments, and given character in a fun environment.

126. Inoue, Kiyo
 Toyko, Japan
 "Playing Colour"
Pieced Quilt, Small - Amateur
 I have been making quilts for over 40 years. Now I am back to basics and enjoying colour. Fortunately, I found these beautiful coloured fabrics and this made a colourful quilt with many squared pieces.

127. Kelly, June
 Coffs Harbour, NSW
 "Orange Zest"
Modern
 This quilt features modern bold colours, clean lines, high contrast with lots of negative space for dense quilting and no borders. It was quilted on my domestic Bernina 720 machine .
 Design Source: Design by Kimberly Einmo; quilting designs by Judi Madsen

128. Moody, Diane
 Denistone, NSW
 "Blackbirds Singing"
Entrant's Quilt Top Small, Quilted by Another - Amateur
 This is the result of combining Lilly Pilly by Don't Look Now! and three inch blocks from Kathryn Kerr's 365 Challenge, with my own fabric and colour choices.
 Design Source: Lilly Pilly by Kellie Wulfsohn, Don't Look Now. Border blocks by Kathryn Kerr
Machine Quilted by: Sharon French, Morning Star Quilting

129. Mormanis, Christina
 Bondi, NSW
 "Rachaeldaisy Runner"
Entrant's Quilt Top Small, Quilted by Another - Amateur
 Rachaeldaisy inspired table runner.
 Design Source: Class with Rachaeldaisy
Machine Quilted by: Rebecca Rae, A Stitch N Line

130. Manwaring, Megan
 Wollstonecraft, NSW
 "Quirky Chooks"
Combined Pieced & Appliqued Quilt - Professional
 Myriad images of folk art birds inspired this quirky stylised chook and string piecing complemented this quirkiness - it reminds me that we are all a bit quirky and to embrace differences. Pattern to appear in Issue 97 Quilters' Companion magazine.

Photography Policy: Please respect our members' copyright.
 Visitors to the exhibition are permitted to photograph the quilts for personal use and to post images online or in social media, **provided** the quiltmaker/s and designers (if applicable) are acknowledged. If you wish to photograph and publish for commercial purposes, please apply to the Membership desk for special permission.

131. McDonald, Margaret & Campbell, Susan
 Bendigo DC, VIC
 130 x 130cm
 "Transformation"
Two Person Collaborative Quilt
 Repeating shapes and shape shifting have links to mythology, and this idea is oft repeated in nature. Shape shifting can be realised in the transformation of shapes from one thing to another. Explores how shapes can morph.

132. Gault, Isabella
 Mt Riverview, NSW
 "Purple Zoo"
Display Only
 This was made using squares from a fabric with zoo animals
 Design Source: 100 Modern Quilt blocks by Tula Pink

133. Scobie, Julie
 Mosman, NSW
 "For the Love of Liberty"
Other Techniques - Amateur
 This "Traveller's Blanket" was inspired by an online workshop by Dijanne Cevaal. I incorporated all my Liberty left over blocks and scraps from previous quilts to conserve the memories in one quilt, nothing wasted. Hand quilted, embroidered, appliqué.
 Design Source: Inspired by Traveller's Blanket by Dijanne Cevaal

134. Butler, Gary
 Jamberoo, NSW
 "Revolution Medallion"
Pieced Quilt, Small - Amateur
 The panel from Kathy Doughty's folk art revolution was the starting point for this medallion quilt which grew organically, as I worked outwards from the panel. Whilst a smaller quilt than most I make, I tried to ensure as much movement as possible.

135. Serong, Chris & Maisano, Desley
 Essendon, VIC
 "Dorothy Bray"
Two Person Collaborative Quilt
 My own design, made in memory of my lovely Auntie Dorothy. Hand appliqué and machine pieced.

136. Hunter, Beverly
 Mount Warrigal, NSW
 "Celtic Knot"
Appliqued Quilt - Amateur
 All Celtic strips cut from a multi-dyed fabric. Quilted in a variegated grey Sulky 12. Hand appliqué, hand quilting
 Design Source: 'More Celtic Quilting' - Gail Lawther

137. Sadleir, Gail Engadine, NSW
"Fifty Shades" 148 x 148cm
Modern

My quilt was a pleasure to make. It consists of 81 blocks but not the traditional log cabin block. I used a variety of shades of red and grey with a cream background.

138. Leath, Jocelyne Aveyly, WA
"Fomidable Grace" 132 x 185cm
Pictorial Quilt

Typically WA Landscape, a moment of total tranquility disrupted by the calculated, fierce but graceful swoop of the hunter. One all inspiring & exhilarating moment in the life of survival of the Osprey.

139. Brown, Anna Bungwahl, NSW
"FLORA Canopy 5" 117 x 152cm
Art Quilt

Patterns of light and shade seen through a canopy of eucalyptus trees.

140. Nugent, Monique West Pymble, NSW
"Mon's Technicolour Galaxy" 148 x 148cm
Combined Pieced & Appliqué Quilt - Amateur

This quilt taught me so much. It was my first ever Block of the Month pattern and was Quilt As You Go. It included lots of different techniques. I made it scrappy and followed Alyssa's rainbow layout. Design Source: Technicolor Galaxy by Alyssa Lichner

141. Martin, Maureen Pennant Hills, NSW
"From the Ghan" 145 x 145cm
Pieced Quilt, Small - Amateur

Just loved the colours passing by. Collected some fabrics from Alice Springs. All my own design using traditional blocks and appliqué. Hand pieced and quilted.

142. Williams, Wendy Drummoyno, NSW
"Pretty Little Pots" 144 x 142cm
Combined Pieced & Appliqué Quilt - Professional

Wool felt appliqué using a variety of simple embroidery stitches. The backgrounds are Japanese yarn dyed cotton with bright floral design pots.

143. Law, Michelle Downer, ACT
"Shiny Shiny" 139 x 139cm
Pieced Quilt, Small - Amateur

Shiny Shiny is a vivid, spinning, whirling quilt that encourages a big smile wherever it goes. Michelle started the quilt in a Kathy Doughty class in 2014 and finished it 5 years later as a triumphant return to quilting following two wrist surgeries. Design Source: Vintage Spin by Kathy Doughty

144. Bartlett, Janice Wollongong, NSW
"Around the Harbour" 136 x 136cm
Entrant's Quilt Top Small, Quilted by Another - Amateur

My great nephew loves Wollongong Harbour and swimming in the Ocean. This quilt was made for him for his 8th Birthday. Design Source: Around the Garden by Wendy Williams
Machine Quilted by: Jenny Hancock, AngelCake Quilting

145. Louie, Deborah Oyster Bay, NSW
"Summer Days" 137 x 137cm
Modern

Summer to me is holiday time, swimming, enjoying family and friends time. I wanted to represent summer with Improv relaxed cutting and piecing in a simple block. Bright fresh summer colours with relaxed rule quilting. A new teaching quilt and book.

146. Jurd, Chris Blaxland, NSW
"Daisy Coverlet" 128 x 128cm
Coverlet

This amazing linen tablecloth screamed out for something to fill the blank spaces. Hexagons and circles complement the beautiful embroidery which is way beyond my capabilities! Design Source: A purchased, already-embroidered linen tablecloth

147. Hogg, Judy Miranda, NSW
"Wisely Overlooked" 138 x 120cm
Pieced Quilt, Small - Amateur

My quilt is all hand pieced using English Paper Piecing method, it has hand sewn Sashiko Owls commanding the centre and finished with hand quilting.

148. Trujillo, Mary Jane West Pymble, NSW
"Mr Jasper's" 184 x 174cm
Pieced Quilt, Small - Amateur

Hexagon creations, fractured and decomposed. All quilting is also based on hexagons.

149. Millar, Margaret Parramatta, NSW
"Jindera Skies - Under the Milky Way" 186 x 176cm
Entrant's Quilt Top Small, Quilted by Another - Amateur

My inspiration came from the magnificent view of the Milky Way in the night sky when staying at my brother's place in Jindera, near Albury. Working on the diagonal was challenging. The quilt was made for my Brother and Sister-in-Law's 60th birthdays. *Machine Quilted by: Kay Murray, Kay and Quilting, Eastwood*

150. Welsh, Wendy Wellington, New Zealand
"Carnival" 177 x 177cm
Pieced Quilt, Large - Amateur

I had admired this quilt for years before I got the chance to take a class with the designer, Chris Kenna. The colour palette is different to my usual style, but I love the result. I enjoyed hand quilting it with a variegated Aurifil 28wt thread. Design Source: Millefiori pattern by Chris Kenna

151. Lancashire, Isobel Bathurst, NSW
"Llewellyn and Stephanie's Amazing Techni Colour Dream Quilt" 179 x 179cm
Display Only

Foundation pieced with colours outside my comfort zone. I hope my Grandson and his bride enjoy this quilt. Design Source: Design by Chris Jurd

152. Keneally, Jane Gladesville, NSW
"Scrappy Circles" 180 x 180cm
Combined Pieced & Appliqué Quilt - Amateur

This quilt was started in a class run by Sue Ross at Material Obsession using one of her designs. By using up ugly fabrics, the challenge was to make the quilt sing with some modern bright fabrics. Design Source: Swinging Corners workshop with Sue Ross

153. Fairholme Quilters Inc Pennant Hills, NSW
"All That Jazz" 180 x 180cm
Group/Collaborative Quilt

The blocks were made in response to a members' challenge to make a black and white block, with a small amount of a solid colour allocated to each maker. The 40 blocks were divided between two quilts.

Photography Policy: Please respect our members' copyright.

154. Kelly, Shelley & Geddes, Sharon Barnawartha, VIC
"Harvey Lane" 185 x 180cm
Two Person Collaborative Quilt

"Harvey Lane" Quilt was inspired by Mary Jane Hanaford's quilt style of relaxed naïve appliqué. Each block features birds, garden and houses, getting my inspiration from antique American Folk Art pictures.

155. Hardie, Margo Lake Haven, NSW
"Downunder Florabunda 3 with Friends" 184 x 184cm
Appliqué Quilt - Professional

I love Australian flowers. Adding wildlife, a British gentleman, swaggy and local wildlife was more fun. The quilt is hand appliqué/quilted, but I quilted simple lines along the coloured fabric to retain its colourful and somewhat demanding presence

156. Jamieson, Kaye Sutherland, NSW
"My Teal Canvas" 184 x 184cm
Modern

Modern solid colour quilt with intricate quilting designs in each round of the quilt.

157. Kirk, Jennifer Glenmore Park, NSW
"Alicia's Garden" 184 x 181cm
Appliqué Quilt - Amateur

Inspiration for this quilt came from the fabrics collected by my sister, Kate, in Bali. As the design developed I realised the bright flowers reflected the personality of my now departed special friend, Alicia. We shared the joy of seeing it finished. Design Source: Dresden Plate class with Deborah Louie.

158. Caroline Bay Quilters Inc. Narara, NSW
"Caroline Bay Belle" 180 x 180cm
Group/Collaborative Quilt

This beautifully vibrant quilt was designed by one of our members, Marilyn Bell. Most of our group took part, donating fabrics and making the circles inspired by our very striking rainbow binding. Look out for fish, owls, dragonflies and Pink Spots. Design Source: Papamoa by Marilyn Bell

159. Wood, Jennifer Bulli, NSW
"Samurai Koshirae" 180 x 180cm
Entrant's Quilt Top Small, Quilted by Another - Amateur

Foundation pieced using traditional kimono and contemporary Japanese fabrics. 'Samurai Koshirae' references the ornate scabbard of a Japanese sword featuring a family crest crafted onto each piece. Design Source: 'Kasuri' by Michelle Marvig
Machine Quilted by: Vicky Greenstein, My Sewing Supplies

160. Timmins, Carol Murrays Beach, NSW
"Hidden Gears" 178 x 178cm

Pieced Quilt, Small - Amateur

Jen Kingwell's Steam Punk, machine pieced, using industrial coloured fabrics in stripes and spots. Machine quilted with cogs and gears as a quilting pattern to make it truly steam punk, more evident on the reverse side.

Design Source: Steam Punk by Jen Kingwell

161. Granleese, Helen Yamba, NSW
"Bed of Roses" 176 x 176cm

Entrant's Top Quilted by Another - Professional

I attended a class with Di Ford to learn the Broderie Perse technique. This is my red interpretation of the quilt (my favourite colour).

Design Source: Cloverdale House by Di Ford
Machine Quilted by: Sarah Lennon, Temora Quilter

162. Brown, Anita Granville, NSW
"Turquoise Slices" 185 x 175cm

Modern

This is another improv design following on from "Orange Slices". I started with pieced circles which I cut in 1/2 and worked on from there.

163. McGoogan, Lauren Ryde, NSW
"Techniques" 180 x 176cm

Entrant's Quilt Top Small, Quilted by Another - Amateur
Wendy Williams Monthly Techniques Classes. A new technique learnt each month. A wonderful and enjoyable experience.

Design Source: Class by Wendy Williams
Machine Quilted by: Donna Warren, Hobbysew Top Ryde

164. Lindsay, Susan Ermington, NSW
"The Nighttime Adventures of my Dresses in my Cupboard" 180 x 126cm

Entrant's Quilt Top Small, Quilted by Another - Amateur

When I was little, my Dad used to make up bedtime stories about the adventures of my dresses coming out of my cupboard at night, he named them Party Dress, School Dress, Fairy Dress etc. This pattern was great fun to do & to use your imagination.

Design Source: The Dress by Laura Heine
Machine Quilted by: Kay Murray, Kay and Quilting, Eastwood

165. Ramsay, Jennifer Balgownie, NSW
"Fancy Squares" 150 x 125cm

Pieced Quilt - Professional

The quilt consists of varied brightly patterned squares with double fans in each corner and surrounded by indigo fabrics.

166. Thorncraft, Kathy North Strathfield, NSW
"Toxic Wasabi" 157 x 134cm

Modern

Zingy, zesty, packs a punch full of triangles, colour and curves! The fabric was the main inspiration behind the design of the quilt. Quilted using a variety of textures.

167. Dennis, Sue Sunnybank, QLD
"In the Beginning" 152 x 137cm

Art Quilt

Forces swirl and meld, energy surges forth and a cosmic wreath envelops us. Materials: cotton, fabric dye, textile ink, threads, batting. Techniques: Hand dyed, hand printed with foliage as resist and direct prints, machine pieced machine quilted.

168. Fairholme Quilters Inc Pennant Hills, NSW
"Razzamattazz" 170 x 140cm

Group/Collaborative Quilt

The blocks were made in response to a members' challenge to make a black and white block, with a small amount of a solid colour allocated to each maker. The 40 blocks were divided between two quilts.

169. Da Mata, Carolina Liverpool, NSW
"Maria" 151 x 143cm

Appliqué Quilt - Amateur

Celebration of Australian flora and fauna and its beautiful colours and shapes.

170. Moody, Diane Denistone, NSW
"Concentration" 188 x 143cm

Entrant's Quilt Top Small, Quilted by Another - Amateur

This quilt was inspired by a small magazine photograph showing part of a folded quilt by Denyse Schmidt. I made my variation of "What a Dish" without a pattern or instructions, combining my memory and own flair.

Design Source: What a Dish by Denyse Schmidt
Machine Quilted by: Kay Murray, Kay and Quilting, Eastwood

171. Butcher, Linda Wandella, NSW
"KhayaMola" 180 x 147cm

Coverlet

This design is based on a 19th Century "Khayamia" (Egyptian tent panel). The "Mola" technique (reverse appliqué) of the Kuna people from Panama and Columbia was used for stitching, hence the name "KhayaMola". Entirely sewn by hand.

172. Wallbridge, Glenys Grafton, NSW
"Solomon's Summer" 150 x 150cm

Pieced Quilt, Small - Amateur

Started in a workshop at Misty Mountain Getaway in Dorrigo using Margaret McDonald's Solomon's Garden pattern. Foundation pieced.

Design Source: Solomons Garden by Margaret McDonald

173. John, Karen St Ives, NSW
"Gelato Rose - Anthology" 158 x 150cm

Appliqué Quilt - Professional

This quilt was made as the lead sample for a Block of the Month program, with fabrics chosen by me. The quilt displays a colourful and modern range of fabrics to showcase the style of the quilt and achieve a floral gallery effect.

Design Source: Gelato Rose pattern by Sue Cody, Dragonfly Studios

174. Williams, Wendy Drummoyne, NSW
"Making Arrangements" 137 x 148cm

Combined Pieced & Appliqué Quilt - Professional

Cotton background and piecing with wool felt appliqué. The appliqué is completed using simple embroidery stitches. I have echo quilted the Churn Dash blocks into the borders.

175. O'Connor, Jill Thornleigh, NSW
"Pickled Sharks" 148 x 148cm

Entrant's Quilt Top Small, Quilted by Another - Amateur

My son saw the Pickled Fish blocks I made for another quilt, and asked for a "Pickled Shark" quilt. He chose the layout and the colours to reflect his favourite NRL teams. The quilting design is called 'Sails' but could be interpreted as shark fins.

Design Source: Pickled Fish by Chris Jurd
Machine Quilted by: Yvette Aoude, Keepsake Quilts

176. Cunningham, Karen Blackheath, NSW
"Bonny Lass" 167 x 145cm

Combined Pieced & Appliqué Quilt - Professional

I designed this happy quilt after staying with my parents. After 60 years of marriage my dad still greets mum in the morning with "Good morning, Bonny Lass" which of course makes us all smile.

177. Merriel, Shirley Caringbah, NSW
"I Spy" 184 x 146cm

Entrant's Quilt Top Small, Quilted by Another - Amateur

I Spy quilt made for a future great grandchild.
Machine Quilted by: Anne Singleton, Anne Singleton

178. Forbes, Mercedes Five Dock, NSW
"Which Box?" 147 x 140cm

Pieced Quilt, Small - Amateur

The picture of the intertwining boxes intrigued me. I enjoyed making this quilt that is so very different to my usual designs.

Design Source: 'Passages' by Christopher Florence, '3D Boxes' by Lessa Siegel

179. Thompson, Skye Culburra Beach, NSW
"P.S. I love you" 157 x 141cm

Pieced Quilt, Small - Amateur

Named after a movie as is my theme for Sydney Quilt Show. Loved joining in on this sew-a-long, great pattern and love the result. After hanging here I am donating this to the Wayside Chapel - Love over Hate - who do amazing work in our community.
Design Source: I Heart You Quilt - Then Came June + Pen and Paper Patterns.

180. Cheng, Selina Thornleigh, NSW
"Diamonds Are A Quilter's Best Friend" 150 x 138cm

Modern

Made of a rainbow of charm squares, quilted at my whim.

181. Krige, Bernice Baulkham Hills, NSW
"Outback Sheep Station" 153 x 132cm

Art Quilt

Outback NSW one sheep to 11 acres, long dusty red roads. I used long swirling quilting runs creating endless corrugated sweeping red soil, windmill squares pumping life-giving water from deep beneath mallee scrub, all dwarfed by magnificent blue sky

182. Curtis, Pam Five Dock, NSW
"Star Chain" 134 x 130cm

Pieced Quilt - Professional

This is a Jack's Chain block with the 9 patches replaced by LeMoyne Stars. I used a star template I bought from Somerset Cottage.

183. Hardy, Liz Mosman, NSW
"Lizzie's Quilt" 180 x 125cm

Pieced Quilt, Small - Amateur

Hand pieced and hand quilted scrap quilt. Fabrics from my fabric stash. An adventure in colour. English Paper Piecing.

Design Source: Design by Willyne Hammerstein

Photography Policy: Please respect our members' copyright.

Visitors to the exhibition are permitted to photograph the quilts for personal use and to post images online or in social media, **provided** the quiltmaker/s and designers (if applicable) are acknowledged. If you wish to photograph and publish for commercial purposes, please apply to the Membership desk for special permission.

184. Taylor, Heather Northbridge, NSW
"You'll Never Walk Alone" 150 x 152cm

Pieced Quilt, Small - Amateur
I made this quilt during classes with Rachael Daisy at Material Obsession. It played out with lots of inspiration and encouragement from the team at Material Obsession. I followed the wonky flying geese tutorial by "Hemmed in by Him" (April 2011).

185. Daly, Amanda Kenthurst, NSW
"Bitter Lemon" 152 x 152cm

Pieced Quilt - Professional
The blocks were hand pieced during camping trips around Australia. The quilt was assembled and quilted by machine. I love yellow and grey, so soft, yet striking.

186. Law, Michelle Downer, ACT
"Chester Criswell" 153 x 153cm

Appliqué Quilt - Amateur
The original Chester Criswell quilt was made in 1852 for the wedding of Mary Criswell and Jesse Smith in Chester County, Pennsylvania. Using a pattern by Sharon Barnes, Michelle has recreated Chester with modern fabrics and colours.
Design Source: Based on Chester Criswell Quilt c.1852. Pattern by Sharon Barnes

187. Pearce, Rhonda Glenbrook, NSW
"Valda May" 184 x 154cm

Combined Pieced & Appliqué Quilt - Professional
American pieced centre, hand appliqué border followed by hexagon border.

188. Hall, Linda Davistown, NSW
"Mindfulness in Indigo" 155 x 155cm

Appliqué Quilt - Amateur
Decided to connect my growing collection of appliqué circles that I had been enjoying working on for a long time.

189. Cosgrove, Kate Windang, NSW
"Milky Way Sampler" 155 x 155cm

Entrant's Quilt Top Small, Quilted by Another - Amateur
I wanted to try Foundation Piecing but was uncommitted to starting with a quilt until I saw the background fabric, then I had to try. I decided to insert sashing to enlarge it so the maths became tricky for the setting triangles but I managed it.
Design Source: Designed by Alyce Blythe of Blossom Heart Quilts
Machine Quilted by: Jenny Hancock, AngelCake Quilting

190. Pearce, Rhonda Glenbrook, NSW
"Around the Twist" 156 x 156cm

Combined Pieced & Appliqué Quilt - Professional
Brightly coloured sampler with a fan border.

191. Nugent, Monique West Pymble, NSW
"Circles of Love" 188 x 155cm

Pieced Quilt, Small - Amateur
I started this in a class by Lorena and loved that the circles could be hand or machine pieced. I chose hand piecing for the circles. It is called Circles of Love as all the circles are in my favourite AnnaMaria Horner fabrics.
Design Source: Opal Essence by Lorena Uriarte

192. Bonner, Liz Annandale, NSW
"Kikko" 160 x 160cm

Pieced Quilt, Small - Amateur
Kikko is Japanese for Tortoise shell, so when I saw this pattern in a magazine I bought on a train station in Japan in 1998, I knew it was perfect for showcasing my collection of antique and modern Japanese indigo fabrics.

193. Crowe, Cathy Glenmore Park, NSW
"Plate Full of Tula" 160 x 160cm

Entrant's Quilt Top Small, Quilted by Another - Amateur
This quilt is my own design and uses Tula Pink fabrics mostly from the Acacia range. It had quite a few design changes until it became the final product. It became really special after being custom quilted by Kyeen at Kyeen Marie Quilts.
Machine Quilted by: Kyeen McPherson, Kyeen Marie Quilts

194. Denham, Lorna Cardiff Heights, NSW
"Lady of the Lake" 185 x 157cm

Entrant's Quilt Top Small, Quilted by Another - Amateur
I made a "Lady of the Lake" quilt in 1984, much loved, much used. Somehow I had retained enough of the original fabric in my stash to make this smaller copy in 2018-2019.
Machine Quilted by: Cathy Calvers, Lake Edge Quilting

195. Bowdler, Patricia Summer Hill, NSW
"Kinimon" 156 x 156cm

Appliqué Quilt - Amateur
A second-hand pattern book of Japanese family crests was a great find. As I love appliqué, they were the perfect designs for a quilt. Hardest part was choosing 25 from 4260 patterns in the book!
Design Source: Japanese Design Motifs, Dover Publications 1972

196. Coombes, Penelope Bondi Junction, NSW
"Unusual Bed-Fellows" 155 x 155cm

Entrant's Quilt Top Small, Quilted by Another - Amateur
The quilt realises my desire to mix materials that are not normal bed-fellows and be strengthened by each other. Sue Ross's Material Obsession class the perfect environment to realise this desire.
Design Source: Class with Sue Ross
Machine Quilted by: Susan Smith, Susan Smith

197. Bird, Lynne Castle Hill, NSW
"Coloured Circles" 154 x 154cm

Pieced Quilt, Small - Amateur
Only thread for quilting was purchased for this quilt. As the name suggests it was fun matching all the fabrics for all blocks, from my various storage containers.
Design Source: Stash Stimulators by Kathy Doughty

198. Dodds, Jann North Kellyville, NSW
"Gypsy Wife" 175 x 153cm

Pieced Quilt, Small - Amateur
I started my Gypsy Wife just after Christmas 2018, thinking I could do a block now and then, but once started I couldn't stop till it was complete. I found it challenging, and very satisfying as absolutely every fabric came from my stash.
Design Source: Gypsy Wife' by Jen Kingwell

199. Serong, Chris Essendon, VIC
"Tumbler" 152 x 152cm

Entrant's Top Quilted by Another - Professional
A traditional design, inspired by a pattern in the Public Domain.
Machine Quilted by: Desley Maisano, Addicted to Quilts

200. Thorncraft, Kathy North Strathfield, NSW
"Wonderland" 152 x 152cm

Modern
A modern take on falling into Wonderland with fractured circles and foundation paper pieced.

201. Sullivan, Carolyn Bundanoon, NSW
"Chewed" 150 x 151cm

Art Quilt
Wandering in Trephina Gorge, NT and collecting the beautiful caterpillar chewed leaves. Then observing the caterpillar marks on our scribbly gum trees here at home.

202. Blythman, Anne Thirroul, NSW
"Nocturne Japonaise" 166 x 155cm

Combined Pieced & Appliqué Quilt - Professional
Old and new Japanese fabrics, cottons and silks, collected over many years..... now side by side linked by the large quilting stitches that I really enjoy!

203. Whellum, Wendy Daw Park, SA
"Midnight in the Garden" 162 x 165cm

Appliqué Quilt - Professional
The fabrics I used for this quilt were straight out of my scrap bag, and I even had the border and backing stashed for "something special". I saw the original on Pinterest and it was love at first sight!
Design Source: Stevie's Garden by Susan Smith

204. Rose, Elizabeth Karabar, NSW
"Bright Squares" 185 x 165cm

Pieced Quilt - Professional
Each row is a response to a monthly challenge from the Rowmakers Group, part of Canberra Quilters. Only scraps were used, including the black fabrics. Coloured quilting echoes the colour of the row.
Design Source: Ring Me by Amanda Jean Nyberg

205. James, Bob Woollooware, NSW
"Crazy Modern Scraps from the Stash" 164 x 168cm

Modern
A modern variation on traditional blocks. Made from scraps and left-over projects. It is in the spirit of a crazy quilt. Machine quilted in the ditch and hand embellished with heavy threads. A bit of madness and fun.

206. Camden Country Quilters' Guild Inc Camden, NSW

"Pearl Anniversary Raffle 2019" 168 x 168cm
Group/Collaborative Quilt
Camden Quilters' 2019 Raffle celebrating our Pearl Anniversary Exhibition. Pattern sourced by our President - Blocks created by Guild Members and construction and quilting by our Exhibition Coordinator. Proceeds to Camden area charities.
Design Source: Dresden Heaven by Susan Marth, Suzn Quilts

207. Fagan, Denise Eastwood, NSW
"Indian Wedding Pickle" 173 x 170cm

Modern
The colour inspiration for this quilt came from a beautiful Indian Sari recycled into a shawl. I have been thinking about making a Double Wedding Ring and/or Pickle Dish quilt for a long time. The bright colours inspired the combination and the name.

208. Singleton Quilters Inc Mount Olive, NSW
"Quilfest 19 Raffle Quilt" 175 x 175cm
Group/Collaborative Quilt

Hexi flowers hand pieced by individual members of Singleton Quilting Inc, and quilted by member Jane. This is our raffle quilt for our upcoming Quilfest in September.

209. Rachaeldaisy Springwood, NSW
"Chunky Blooms" 175 x 175cm
Appliqué Quilt - Professional

Big bold blooms using a variety of appliqué techniques create a midnight garden that is eclectic and electric! The colourful appliqué on denim is a hint that I'm a wild child of the seventies while the flowers honour my years working as a florist.

210. Masterton, Dorothy Copacabana, NSW
"Counting Sheep" 169 x 170cm
Combined Pieced & Appliqué Quilt - Amateur

I saw a variety of different "sheep" quilts while browsing on Pinterest. I decided to make my own version using a traditional quilt block and added my own sheep design onto the centre blocks. I added sashing and buttons to complete the quilt.

211. Johns, Trudy The Junction, NSW
"No Name Quilt" 168 x 168cm
Coverlet

Loved Loved Loved doing this quilt in class at Pot Pourri Cottage under the guidance of Margaret Sampson George. Lots of fun picking out favourite and special pieces of fabric for the appliqué. Was sad when it was all finished.
Design Source: Pattern by Margaret Sampson George

212. Miller, Beth Kambah, ACT
"The Polar Ice Skating Championship" 150 x 160cm
Pictorial Quilt

Once a year the Polar birds and animals travel to the Arctic or Antarctic for the Polar Ice Skating Championship Festival. There they glide and swirl over the ice to the beat of the drum under the watchful eyes of the judges and coach.

213. Cormack, Margaret Dural, NSW
"Portraits of My Best Friends" 185 x 162cm
Pictorial Quilt

I used photos of our family pets, past and present as well as a couple of friends.

214. Thrift, Lynette Narraweena, NSW
"Boro Inspired" 162 x 164cm
Coverlet

Boro, using patches and running stitches to repair clothing and bedding, was the inspiration for this coverlet. Backed with cotton sarongs purchased in Malaysia. Perle cotton used for running stitch.

215. Evans, Leesa & Holmes, Diane Woongarah, NSW
"Stars in Nanna's Garden" 162 x 162cm
Two Person Collaborative Quilt

Our Vintage meets Modern Quilt. Using 1930's fabrics to create the English Paper Pieced blocks, appliquéd to a modern "text" background, these surround a medallion with embroidered doilies from my Nanna. Handguided longarm quilting enhances the tradition

216. Jennett, Summer Coniston, NSW
"Wizz Fizz" 181 x 121cm
Entrant's Quilt Top Small, Quilted by Another - Amateur

Bordered 4 Patch made at an Illawarra Quilters Workshop with Di Gibson as the tutor.
Machine Quilted by: Irene Andrews, Irene Andrews Quilting

217. Kirby, Jennifer Woollahra, NSW
"Yael's First Quilt" 170 x 122cm
Pieced Quilt, Small - Amateur

Whimsy pattern by name and whimsy by nature. I made this quilt in many classes with Judy Newman. I love orange and used it as my background fabric. The quilt is for dear little Yael living in Switzerland. Perfect pattern for a little girl.
Design Source: Whimsy by Judy Newman

218. Crisell, Vivienne Coffs Harbour, NSW
"Spring Burst" 185 x 185cm

Entrant's Quilt Top Small, Quilted by Another - Amateur

The quilt top is a combination of "Rachaeldaisy" type assembled blocks and machine pieced blocks placed on the diamond. Machine custom quilted. Started in a Rachaeldaisy workshop.
Design Source: Workshop with Rachaeldaisy
Machine Quilted by: Sandra Kelly, Art N Quilting Studio

219. Manwaring, Megan Wollstonecraft, NSW
"Summer vibes" 185 x 185cm

Entrant's Top Quilted by Another - Professional

Quilts hold memories. The centre blocks were made to guide others, the outside border devised and pieced to rest my racing mind as my husband and daughter walked the Kokoda Track and the colours willed me to summer to rest with family.
Machine Quilted by: Leanne Harvey, Mount Vincent Quilts

220. Kelly, June Coffs Harbour, NSW
"Dear William" 187 x 187cm

Appliqué Quilt - Professional

"Dear William" was designed by Michele Hill - one of her many challenging William Morris creations.
Design Source: Pattern by Michele Hill

221. Jackson, Kathleen Kincumber, NSW
"Alice" 188 x 188cm

Entrant's Quilt Top Small, Quilted by Another - Amateur

Fabric selection inspired by the diverse colours of the flora and landscape of Central Australia.
Design Source: Spiralling Out Of Control by Christa Watkins.
Machine Quilted by: Di Holmes, J & D Quilting

222. Allan, Robin Hunters Hill, NSW
"Family present 2017" 188 x 188cm

Combined Pieced & Appliqué Quilt - Amateur

This quilt was done in classes at Material Obsession with Wendy Williams and the fabric was a Christmas present from my children. A very happy collaboration resulted.
Design Source: Rumour Has It by Wendy Williams

223. Andrews, Anne Surrey Hills, VIC
"Circle a Day" 186 x 186cm

Appliqué Quilt - Professional

A challenge by Meredith Clarke to do a block a day, it was great fun.

224. Reinhard, Susan Mudgee, NSW
"Stash Garden" 185 x 185cm

Combined Pieced & Appliqué Quilt - Amateur

Stash Garden came from a self imposed "stash only" rule and a love of appliqué, particularly orange peels and circles. The quilt is made of loved scraps and many not so loved bits, left over from fabric clubs and pre cuts.

225. Uriarte, Lorena Maroubra, NSW
"Sakura Breeze" 182 x 182cm
Modern

Cherry blossom time in Japan is breathtakingly beautiful but brief. One gentle breeze and the delicate sakura drift away. Only two fabrics are used here, an ombre pink and a Japanese yarn dyed cotton. My modern interpretation of the Rail Fence block.

226. Frazer, Jan Elwood, VIC
"Chromascope" 165 x 117cm

Appliqué Quilt - Professional

A play with colour. A monochromatic colour scheme is used in a different colourway in each block.

227. Davie, Heather Marrickville, NSW
"Easy Peasy Dr Seussy" 180 x 118cm

Entrant's Quilt Top Small, Quilted by Another - Amateur

Easy Peasy Dr Seussy is one of the easiest quilts I've ever made. Fabric gives a wonderful start. I love making colourful cheerful quilts and I know that many children love stories of Dr Seuss.
Machine Quilted by: Sue Rowles, Sue's Top Finish

228. Davie, Heather Marrickville, NSW
"Hungry Caterpillar Joy" 193 x 132cm

Entrant's Quilt Top Small, Quilted by Another - Amateur

Hungry Caterpillar Joy was such a lovely quilt to make. Super easy but very cheerful. Similar quilts I have made for other families have been well loved.
Machine Quilted by: Sue Rowles, Sue's Top Finish

229. Griffiths, Denise Shellharbour, NSW
"Wildflowers in Silk" 195 x 147cm

Other Techniques - Professional

My inspiration as always is Australian Native flowers. These ones are Gynea Lilies and buds, also some Protea. They have such interesting shapes, and being made of silk they shimmer in the light. The background is lush pleated silk.

230. Tyler, Mandie Eastwood, NSW
"Hannah's Smitten" 195 x 158cm

Entrant's Quilt Top Small, Quilted by Another - Amateur

I love a scrappy quilt and enjoyed making this English Paper Pieced quilt for my niece Hannah.
Design Source: Smitten by Lucy Carson Kingwell
Machine Quilted by: Irene Andrews, Irene Andrews Quilting

231. Uriarte, Lorena Maroubra, NSW
"Winding Ways" 198 x 168cm

Pieced Quilt - Professional

There's a Winding Ways quilt hiding inside most quilts! This twelve inch block version using a variety of Carolyn Friedlander prints has gentle curves which allowed me to play with asymmetrical scalloped edges.

Photography Policy: Please respect our members' copyright.

Visitors to the exhibition are permitted to photograph the quilts for personal use and to post images online or in social media, **provided** the quiltmaker/s and designers (if applicable) are acknowledged. If you wish to photograph and publish for commercial purposes, please apply to the Membership desk for special permission.

232. Lyons, Sandra Oyster Bay, NSW
"Boston Hexies" 195 x 175cm

Coverlet

I love Lucy Boston's 'Quilt of the Crosses' and decided to adapt it for the 3/4 inch hexagons I have been amassing since the Guild Away Meeting to Tamworth. The diamond edging was added as I didn't want a straight binding.

Design Source: Based on 'Quilt of the Crosses' by Lucy Boston

233. Giblin, Brigitte Lane Cove North, NSW
"Denver Art Museum" 190 x 190cm

Coverlet

My coverlet is a much simplified and brighter version of an appliqué English coverlet C1800, in Denver Art Museum's exhibition "First Look, Second Glance", containing many beautiful appliqué floral sprays and birds. Quilted prior to appliqué.

Design Source: From the collection of the Denver Art Museum

234. Wyllie, Margaret Dungowan, NSW
"Cloverdale" 191 x 191cm

Entrant's Quilt Top Small, Quilted by Another - Amateur

"Cloverdale" quilt and fabric was designed by Di Ford. The quilt was started in a workshop run by Di Ford at Kerry Swain's "Cottage on the Hill", Nundle in a two day workshop in October 2016, completed October 2017.

Design Source: Design by Di Ford

Machine Quilted by: Kay Fernihough, Quilting on Q

235. Lever, Leonie Keiraville, NSW
"Ruffled Roses" 193 x 193cm

Combined Pieced & Appliqué Quilt - Professional

Started in June 2011, I finished the top in May 2016. I procrastinated over the machine quilting but a recent cancer scare was the kick in the butt I needed to finish this quilt in February 2019. Involved hand appliqué, foundation piecing and floaters.

Design Source: Ruffled Roses by Susan H. Garman

236. Kelton, Kathryn North Ward, QLD
"Oriental Cabin" 196 x 196cm

Pieced Quilt, Large - Amateur

Log cabin blocks in a variety of Japanese fabrics with indigo fabrics used for sashing and borders.

237. Peterson, Lisa & Kelly, Sandra Coffs Harbour, NSW
"Wonderland" 196 x 196cm

Two Person Collaborative Quilt

Wonderland. Joint Collaborative. Pieced by Lisa

Peterson. Quilted by Sandra Kelly

Design Source: Bouquet of Daisies by Michelle Marvig

238. French, Sharon Bateau Bay, NSW
"Antelope Canyon" 192 x 192cm

Modern

Modern log cabin quilt using only two fabrics and four blocks to illustrate the colours and textures of Antelope Canyon, Arizona USA. Another place now on my travel bucket list!

Design Source: Antelope Canyon by Laurie Shifrin

Designs

239. Johnson, Lisa Berry, NSW
"ScrapX" 187 x 189cm

Coverlet

Conceived as a way to use up some of my remnant fabric pieces both new and old. By using two inch templates I was able to make a strong impact on the scrap pile. The randomly placed diamond stars are a subtle visual surprise.

240. Hayes, Cheryl Singleton Heights, NSW
"Elizabeth's Menagerie" 190 x 190cm

Entrant's Quilt Top Small, Quilted by Another - Amateur

My obsession with Tula Pink fabrics is evident and is in keeping with my mantra...the brighter the better!!!! To mix it up a little I included one fabric by another designer in each English Paper Pieced unit. Thanks to Sue Daley for a fabulous design.

Design Source: Fruit Tingles by Sue Daley Designs

Machine Quilted by: Jane Frankham, Qwillt

241. Birch, Martha Clovelly, NSW
"Retro Nickel Bricks" 193 x 170cm

Pieced Quilt, Small - Amateur

Using material of Australian food labels from the 1980's and denim to edge the design, not realising it was stretch until it was too late!. Machine pieced and hand quilted.

Design Source: Nickel Bricks by Claudia Plett and Le Ann Weaver

242. Rachaeldaisy Springwood, NSW
"Gee Whizz" 196 x 171cm

Other Techniques - Professional

To make Gee Whizz I jumped on a painted horse and galloped into spinning circles of fabric! The zig zags created with colour in the circles were amplified in the border. You can learn more in my book - Whizz Bang! Adventures with Folded Fabric Quilts.

Photography Policy: Please respect our members' copyright.

243. Klompe, Isabella Double Bay, NSW
"Hexagon Chaos" 195 x 157cm

Entrant's Quilt Top Small, Quilted by Another - Amateur

The book recommends paper piecing. My quilt is done by cut pieces, then hand pieced and finished by hand sewing. The quilting was done by machine, binding was machine and hand finished. Quilt is made up of 99% cotton scraps.

Design Source: Inspired by the book The New

Hexagon by Katja Marek.

Machine Quilted by: Sue Rowles, Sue's Top Finish

244. Bell, Heather Bowenfels, NSW
"Nova Scotia Lighthouses" 195 x 145cm

Entrant's Quilt Top Small, Quilted by Another - Amateur

The lighthouse panels were collected while travelling the East Coast of Canada from New Brunswick across into Prince Edward Island and then around Nova Scotia visiting lighthouses.

Machine Quilted by: Susie Anderson, Leura Quilting

245. Hardy, Liz Mosman, NSW
"Phoebe's Quilt" 175 x 140cm

Pieced Quilt, Small - Amateur

Hand pieced English Paper Pieced method scrap quilt based on hexagons and diamonds. Hand quilted.

Design Source: Based on Stars and Diamonds by

Frederica Josephson

246. Ramsay, Jennifer Balgownie, NSW
"Tulip Time" 206 x 144cm

Entrant's Top Quilted by Another - Professional

Tulip Patterns attract me and I made the different patterns using effective colours in the blocks and in the gold patterned background.

Machine Quilted by: Glenda Wise, N/A

247. Laird, Sandra West Ryde, NSW
"Fireworks" 216 x 157cm

Pieced Quilt - Professional

A bright quilt mostly hand pieced while sitting with my son as he had chemo last year. Hand pieced and hand quilted.

Photography Policy: Please respect our members' copyright.

Visitors to the exhibition are permitted to photograph the quilts for personal use and to post images online or in social media, **provided** the quiltmaker/s and designers (if applicable) are acknowledged. If you wish to photograph and publish for commercial purposes, please apply to the Membership desk for special permission.

248. McDonald, Margaret Bendigo DC, VIC
"Panache" 206 x 166cm

Entrant's Top Quilted by Another - Professional

Always inspired by paisley shapes, the quilt is based on a quadrant composed of different sized rectangles. The rectangles accommodated the different paisley shapes, multitudes of fabrics, appliqué papers and threads that were enlivened by the detail

Design Source: Paisley Patterns; A Design Source by

Valerie Reilly

Machine Quilted by: Susan Campbell, Rowdy Flat Quilting

249. Hastings, Rebecca West Ryde, NSW
"Shingles" 219 x 164cm

Coverlet

January 2019 was spent with a case of Shingles. To distract myself from feeling itchy, I decided to finish one of too many UFOs. It's predominantly appliqué with some slow stitching accents, using linens and heavy cottons from my capacious stash.

250. Howse, Janet Strawberry Hills, NSW
"Scrappy Tumbling Blocks the EPP Way" 224 x 176cm

Pieced Quilt, Large - Amateur

A fun hand-piecing project using English Paper Piecing and fabric from the stash. Started out as predominantly a red quilt, but organically grew with the addition of other colours. A lovely quilt for the cooler months.

251. SYDMODSQUAD Frenchs Forest, NSW
"Rainbow Arcade" 200 x 182cm

Group/Collaborative Quilt

Rainbow Arcade displays our signature rainbow colour theme. This pattern was chosen for its foundation piecing, a technique not all our members were familiar/comfortable with...because with each group quilt we love to challenge ourselves a little. Design Source: Arcadia Avenue by Kristy and Shayla Wolf, Sassafrass Lane Designs.

252. Orr, Meg Epping, NSW
"A Little Taste of Ireland" 218 x 184cm

Display Only

Made to fit the bed of a niece and her Irish husband but her dog now uses the bed during the day, so quilt no longer wanted. Rather sad.

Design Source: Adapted from "Celtic Pieced Illusions" by Karen Combs

253. Hastings, Rebecca West Ryde, NSW
"Animalia" 206 x 187cm

Appliqué Quilt - Amateur

Animalia incorporates my favourite fabrics: linens, shot cottons, Tula Pinks and other animal prints. It evolved from the lantern shape and combines needleturn appliqué and hand sewn running stitch. Then quilting in 3 thread colours on my Simply 16.

254. Waples, Glen Erina, NSW
"Flora's Flowers" 206 x 190cm

Combined Pieced & Appliqué Quilt - Professional

I saw Flora's quilt in Fabric of Society some years ago and determined to make it one day as I love English Paper Piecing. The colours and curves of the Kaffe border enhance the hexagon flowers.

Design Source: Based on a quilt made by Flora Eggers c1950 as published in "The Fabric of Society" by Annette Gero

255. Blue Mountains Quilters Glenbrook, NSW
"Bird Seed" 204 x 188cm

Group/Collaborative Quilt

Made from a free online pattern designed by Tula Pink. We collected all our blues and some girls made geese while others made seeds. It was the raffle quilt for our 2019 Springwood Quilt Show.

Design Source: Bird Seed by Tula Pink

256. Hunter, Beverly Mount Warrigal, NSW
"Euphoria" 203 x 185cm

Appliqué Quilt - Amateur

From Deborah Kemball's book 'Euphoria Tapestry Quilts'. A challenge to use a coloured background and my collection of bright colours. Needleturn appliqué, hand quilting.

Design Source: 'Euphoria Tapestry Quilts' - Deborah Kemball

257. Syrett, Margy Darlinghurst, NSW
"Wandella Pyramids" 217 x 183cm

Entrant's Quilt Top Large, Quilted by Another - Amateur

This is a great pattern for my 'everything and the kitchen sink' style of quilt. My scrap bag had a good workout but didn't lose any weight at all! No drawn lines needed for the piecing - it will change your life. Design Source: Panama Pyramids by Linda Collins
Machine Quilted by: Sue Rowles, Sue's Top Finish

258. Dubbelde, Elizabeth Berry, NSW
"The Rivers Run Blue" 200 x 180cm

Coverlet

The Rivers Run Blue: fast fashion is having a disturbing impact on the environment. Each year more than 500,000 tonnes of textiles and leather end up in landfill & that's just in Australia alone!

259. Davis, Jennifer Waitara, NSW
"Turn Her Into A Mountain" 216 x 178cm

Pieced Quilt, Large - Amateur

The drive through Eastern Oregon was a repeated fixture of our childhood. Brown & gold hues bled from the earth. Rosy sunrises promised blue skies. My sisters & I bickered in the backseat as the landscape changed. We grew up but the mountains remain.

260. Cook, Lois Ermington, NSW
"Gelati" 217 x 166cm

Pieced Quilt, Large - Amateur

From a Judy Newman pattern purchased when my local group visited the Northern Beaches quilt shops. Design Source: Gelati by Judy Newman

261. Kennewell, Ingrid Fennell Bay, NSW
"Lexington Star" 203 x 166cm

Pieced Quilt, Large - Amateur

A wonderful combination of a hexagon within a star gives this quilt many different aspects. It is quilted free motion using rulers and a variety of free motion patterns.

Design Source: Lexington Star by Kerry Swain

262. Groves, Diane Stanmore, NSW
"Morris Square Dancing" 210 x 160cm

Entrant's Quilt Top Small, Quilted by Another - Amateur

A Block of the Month from a UK magazine offered a good chance to use up a bundle of William Morris fabrics I'd pondered over for years. All of the blocks were very geometric and so I sneaked in some mini circular blocks in the sashing to mix it up a littl!

Machine Quilted by: Anne McGee, Country Quilting

263. Laird, Suzanne Lawson, NSW
"Annie" 195 x 150cm

Combined Pieced & Appliqué Quilt - Amateur

Borders designed by maker using additional pieces from the "Mrs Peach" blocks, as well as other pieces specially chosen for Annie's delight.

Design Source: Mrs Peach by Margaret Sampson George

264. Power, Susan Bexley, NSW
"The Newspaper" 176 x 145cm

Entrant's Quilt Top Small, Quilted by Another - Amateur

Needed a project to use surplus jelly rolls, with the addition of red from my stash. This has given me a quilt that is black and white and 'read' all over!

Design Source: Flutterby by Jenny Doan
Machine Quilted by: Sue Rowles, Sue's Top Finish

265. Burton, Ruthanne DUBBO, NSW
"Emma Mary" 198 x 196cm

Pieced Quilt - Professional

I was inspired by this beautiful quilt so decided to use some of my elderly mother's fabric stash.

Design Source: Emma Mary by Judy Newman

266. Lewandowski, Sharon Blakehurst, NSW
"From Baltimore to Funky Town" 198 x 198cm

Appliqué Quilt - Amateur

Back in the early 1990s I went to a Margaret Sampson George class and made these 9 hand appliqué blocks. I joined them and they got put away. In 2018 they unexpectedly reappeared and encouraged by the now Margaret Sampson George, it's finished with a fun

Design Source: Design by Margaret Sampson George

267. McFarlane, Hilary Roselands, NSW
"I ♥ Paisley" 198 x 198cm

Entrant's Quilt Top Large, Quilted by Another - Amateur

This quilt started with a love of paisley fabrics and the challenge to use a Mariners Compass block as the centre of a medallion quilt. The hearts are for the love of all modern and traditional paisleys, which make up every part of this quilt.

Machine Quilted by: Sue Rowles, Sue's Top Finish

268. Walker, Chantal Chatswood West, NSW
"Elephants in the Sunshine" 200 x 200cm

Pieced Quilt, Large - Amateur

"Mum I would like a Blue & Yellow quilt with Elephants like we see on the farm in Zambia" said by 17yr old son. Love a tight brief that then explodes into these wonderful Mariners Compass Circles filled with love, sunshine and fun.

269. Cheng, Selina Thornleigh, NSW
"Where The Forest Meets Suburbia" 200 x 200cm

Modern

The city suburbs try to push nature out - but nature pushes back! Is it any wonder we have possums in our roofs, rabbits eating our gardens, brush turkeys

strutting across our lawn?

Design Source: Tula Pink City Sampler, 100 Modern Quilt Blocks, by Tula Pink

270. Chilton, Jillian Roseville, NSW
"Rebecca" 200 x 200cm

Pieced Quilt, Large - Amateur

Colours inspired by a god-daughter's love of blue.

271. Tremain, Alan R Wyoming, NSW
"Study in Grey" 220 x 195cm

Art Quilt

'Dala' QLD Lung Fish - Study in Grey. Featuring only hand dyed fabrics, this quilt is an investigation into using a charcoal and silver grey colour base and blending of a limited associated colour palette.

272. Nilsson, Debra Pakenham, VIC
"Roses & Love" 224 x 202cm

Combined Pieced & Appliqué Quilt - Professional

This quilt was a pattern designed by Laura Heine called The Dress. I made my own interpretation of the quilt.

Design Source: The Dress by Laura Heine

273. Walker, Chantal Chatswood West, NSW
"Royal Garden Overgrown" 220 x 200cm

Combined Pieced & Appliqué Quilt - Amateur

Being a Royalist at heart I wanted to showcase my favourite fabrics starting with the Tula Pink Queen Elizabeth fabric and surrounding her with a warm and cool higgledy-piggledy garden that included Alice in Wonderland, beautiful birds and flowers.

Design Source: Over Grown Pattern by Kathy Doughty

274. Greenstein, Vicky Grays Point, NSW
"Just Don't Do Feathers" 210 x 200cm

Pieced Quilt - Professional

I appliquéed the centre medallion onto a large background to allow for lots of free-form quilting to evolve, but when discussing plans with a friend, I was advised that whatever I do, "just don't do feathers". I managed to sneak in a few feathers!

Design Source: Nova by Tula Pink

275. Gunther, Tania Springwood, NSW
"Rocky Road" 200 x 200cm

Entrant's Quilt Top Large, Quilted by Another - Amateur

This started as an exercise in extending my comfort zone into new colour palettes, 800 crown shapes, 460 octagons, 81 squares, 26 fabrics and 4 years to complete.

A Rocky Road, indeed.

Design Source: 'Turkish Delight' by Carol Roberts of Cherry Pie Designs

Machine Quilted by: Susie Anderson, Leura Quilting

Photography Policy: Please respect our members' copyright.

276. Coombes, Penelope Bondi Junction, NSW
 "Mariners Joy" 200 x 200cm
Entrant's Quilt Top Large, Quilted by Another - Amateur
 Heart surgery gave me life and an unstoppable desire to quilt. In this, my early attempt at quilt making, mixing colour and hero fabrics, flying geese and stripes are all important to the design.
 Design Source: Taking Shapes class with Kathy Doughty
Machine Quilted by: Susan Smith, Susan Smith

277. Lloyd, Lorraine Kincumber, NSW
 "Feathered Stars and Roses" 200 x 200cm
Pieced Quilt, Large - Amateur
 Large feathered star, started in a class with Amanda Daly and completed a few years later in a class with Lyn Alchin, Leura. This is my favourite quilt of the many I have made.
 Design Source: Feathered Star block designed by Amanda Daly, border design by Lynn Alchin

278. Cashman, Rae Burleigh Waters, QLD
 "Prince Of Galloway" 198 x 198cm
Entrant's Top Quilted by Another - Professional
 The pattern by the wonderful Carolyn Konig attracted me because it enabled me to use a wide range of fabrics and because of the contrasting small and large sashing strips. It is named for her Scottish ancestor.
 Design Source: Pattern by Carolyn Konig
Machine Quilted by: Cathy Davies, CQ Studio

279. Williams, Janne Turramurra, NSW
 "Baptism of Fire" 197 x 197cm
Entrant's Quilt Top Large, Quilted by Another - Amateur
 Baptism of Fire came about after attending my first class with Kathy Doughty. I'm left handed. All the instructions for the Compass Ruler needed to be reversed. It was a huge day for me as a beginner quilter two years ago. Now I cut with either hand.
 Design Source: Class by Kathy Doughty
Machine Quilted by: Grace Widders

280. Marvig, Michelle Orangeville, NSW
 "Stashbusting Garden" 195 x 195cm
Entrant's Top Quilted by Another - Professional
 This quilt started as a way to use up my stash. I have changed the placement of values in the traditional Double Irish Chain block, to create "flowers" and "leaves". I chose to do the machine blanket stitch in black, as a nod to the 1930's.
Machine Quilted by: Katy Law, Nutmeg Quilting

281. Manning, Therese Cheltenham, NSW
 "Snowflake Fun!" 175 x 145cm
Combined Pieced & Appliqué Quilt - Amateur
 English Paper Piecing was something I had been interested in for some time. Late in 2018 I decided to have a go. This quilt is the result of the fun I have been having with this new technique.

282. Goetz, Jenny Balmain East, NSW
 "Scrappy Jack" 210 x 167cm
Pieced Quilt, Large - Amateur
 I love straight line designs that create a circular movement so I couldn't resist putting some of my mountain of blue and cream fabrics to such good use. I've reinforced the circular movement of the block by hand quilting with curved lines only.

283. Wright, Louisa Randwick, NSW
 "Hamad's Quilt" 203 x 203cm
Entrant's Quilt Top Large, Quilted by Another - Amateur
 My friend H.A. chose this traditional ocean waves pattern and asked for mostly black and white. Instead of all black, I used a lot of small black and white patterns. The splashes of blood red refer to H.A.'s work in infectious diseases.
Machine Quilted by: Sue Rowles, Sue's Top Finish

284. Rowles, Sue Newtown, NSW
 "Tula's 100 Blocks" 216 x 201cm
Pieced Quilt - Professional
 I raced through making the blocks from Tula Pink's book, not long after it was published. I thoroughly enjoyed making them and using a limited colour palette. I finally finished the quilt top in 2018, another UFO finished.
 Design Source: 100 Modern Quilt Blocks by Tula Pink

285. Hinwood, Verity Elanora Heights, NSW
 "Bouquet" 204 x 204cm
Appliqué Quilt - Professional
 Bouquet is based on a wall mural by German illustrator, Olaf Hajek, which I found on photowall.com.uk. Margaret Sampson George directed me in classes and my generous friend, Joanne, provided me with many of the distinctive and beautiful fabrics.
 Design Source: Based on art work by Olaf Hajek

Photography Policy: Please respect our members' copyright.

Visitors to the exhibition are permitted to photograph the quilts for personal use and to post images online or in social media, **provided** the quiltmaker/s and designers (if applicable) are acknowledged. If you wish to photograph and publish for commercial purposes, please apply to the Membership desk for special permission.

286. Crossland, Ann Parklea, NSW
 "My Version of Violets & More" 208 x 206cm
Other Techniques - Amateur
 My quilt is machine embroidered with circular floral sprays, on a black fabric. Back fabric is floral with black background. Quilt was enlarged with floral borders and rounded corners - not in the original design package.
 Design Source: CD "Violets and More Collection" designed by Dianne Johnston and digitised by Julie Hall Designs

287. Barton, Tonia Scone, NSW
 "Jack's Colour Wash" 209 x 207cm
Pieced Quilt, Large - Amateur
 This quilt was made using Lessa Siegele's Ring Cycles pattern. I also used the pink range from Lisa Walton's Dyed and Gone to Heaven. It was a challenge in both the piecing and quilting of this quilt.
 Design Source: Ring Cycles by Lessa Siegele

288. Lewis, Clare Meadowie, NSW
 "Candy Land" 202 x 202cm
Combined Pieced & Appliqué Quilt - Professional
 I have machine pieced and machine appliquéd this quilt. It is a class I teach at retreats and in my studio. I have freestyle custom quilted it using my Gammill Classic which does not have a stitch regulator or computer system.

289. Butler, Gary Jamberoo, NSW
 "Muted Memories" 210 x 210cm
Pieced Quilt, Large - Amateur
 After several vibrant quilts I needed a calm, soothing palette and this quilt, designed by Liza Prior Lucy was perfect. The colours are those of early morning walks and the mist muting and merging all the colours of stone, heather and the landscape.
 Design Source: Dreamy Hexagons by Liza Prior Lucy

290. Middleton, Heather Gymea, NSW
 "Daffodil" 210 x 210cm
Pieced Quilt, Large - Amateur
 I loved the fabric, machine pieced and domestic machine quilted. I often used Bloc-Loc rulers, as was the pattern from Block-Maker publication by Janna L Thomas.
 Design Source: Design by Janna L Thomas, The Block Maker 2

291. Aaron, Danuta Rose Bay, NSW
 "Japanese Flair" 189 x 209cm
Entrant's Quilt Top Large, Quilted by Another - Amateur
 Inspired by the challenge of making different small blocks with a Japanese flair of dragon fly and sashiko fabric patterns in an indigo blue frame to complement oriental decorations in the home.
 Design Source: Tula Pink City Sampler, 100 Modern Quilt Blocks, by Tula Pink
Machine Quilted by: Rebecca Rae, A Stitch N Line

292. Nilsson, Debra Pakenham, VIC
 "Fruit Tingle" 208 x 208cm
Pieced Quilt - Professional
 This quilt is designed by Judi Masden with my own interpretation of long arm quilting designs on the top.
 Design Source: This Way by Judi Masden

293. Johnston, Dianne Cooloolabin, QLD
 "Opalescence" 206 x 206cm
Appliqué Quilt - Professional
 An original design inspired by a visit to the Grand Mosque in Abu Dhabi in 2017. The tiles on the walls and floor of the mosque, along with the magnificent ceilings, were unforgettable.

294. Thrift, Lynette Narraweena, NSW
 "Squares Within a Square" 203 x 203cm
Pieced Quilt, Large - Amateur
 My fifth attempt to reduce stash of 1920's/30's fabrics. Traditional square in a square design. Machine pieced and hand quilted. Quilting pattern in green borders is own design.

295. Welsh, Wendy Wellington, New Zealand
 "Tropical Hexagons" 213 x 203cm
Pieced Quilt, Large - Amateur
 This quilt was started in a class with Kaffe Fassett and Brandon Mably. I chose to work with rich oranges and pinks, and offset them with greys and blacks in the background. I hand quilted this quilt with a range of Aurifil 12wt threads.
 Design Source: Mediterranean Hexagons by Kaffe Fassett

296. Rankmore, Therese Gunnedah, NSW
 "Sisters" 203 x 203cm
Pieced Quilt - Professional
 My sisters, Annette and Sue, gifted me these fabrics from their trip to Japan. With seven fabrics in hand and curves in mind, I started at one corner, alternating lights and darks with the blocks. Then I enhanced the design with curved quilting.

297. Stuart, Louise Woodford, NSW
 "It Started With Magenta" 197 x 163cm
Entrant's Quilt Top Small, Quilted by Another - Amateur
 This quilt is a combination of traditional blocks with a modern twist. Magenta trim around my bedroom windows was the inspiration and the colour scheme grew from there. I loved seeing each block again between working on the quilt, each one special.
 Design Source: Modern Sampler by Megan Manwaring
 Machine Quilted by: Leisel Cotterill, Leisels Machine Quilting Services

298. Curtis, Pam Five Dock, NSW
 "The Roebuck Returns" 215 x 211cm
Combined Pieced & Appliqué Quilt - Professional
 I saw the Roebuck in Annette Gero's Historic Australian Quilt display at Old Government House in Parramatta. I started work on it in the late '90s and finished last year. After quilting I rejected the original light toile centre.
 Design Source: The Roebuck Quilt See <http://aumuseums.com/quilt/79ar> for details.

299. Martyn, Vicki Castle Hill, NSW
 "Midnight Forest" 212 x 212cm
Pieced Quilt, Large - Amateur
 Midnight Forest is a machine pieced and machine quilted work with tree foliage comprising over eighty different fabrics, many of which were chosen for their metallic overprints to suggest a reflected sparkle from the night sky.
 Design Source: Adapted from "Acorn's Promise" by Kerrystitch Designs

300. Fenwick, Janet Singleton, NSW
 "Paris Opera" 215 x 215cm
Combined Pieced & Appliqué Quilt - Amateur
 Inspiration for the design came from the files on the floor of the Paris Opera, visited in 2012.
 The centre of the quilt is reverse appliqué, the outer blocks are appliqué, reverse appliqué or pieced. It is entirely hand made.

301. McGoogan, Lauren Ryde, NSW
 "The New Millefiore" 217 x 215cm
Entrant's Quilt Top Large, Quilted by Another - Amateur
 I had been admiring the Millefiore on-line for a while. This was my first attempt at English Paper Piecing. I enjoyed the all round experience, the selection of material and hand stitching in the end became obsessive. To me, a wonderful result.
 Design Source: Katja Marek Block of the Month The New Hexagon Millefiore
 Machine Quilted by: Robin Allan, N/A

302. Wolski, Robyn Lisarow, NSW
 "Kiara's Quilt" 220 x 218cm
Entrant's Quilt Top Large, Quilted by Another - Amateur
 This Quilt was inspired by my Daughter's love for everything Japanese, including Totoro. She spent 6 years studying Japanese and the letters around Mt Fuji say "Handmade for My Daughter With Love". The fish leaving the pond signifies her leaving home.
 Machine Quilted by: Dianne Zammit, N/A

303. Dear, Kerry Newport, NSW
 "Sarah Evans Revisited" 222 x 220cm
Combined Pieced & Appliqué Quilt - Professional
 After falling in love with Sarah Evans's c1806 quilt, I knew I had to reproduce it. I redesigned the centre panel along with some of the smaller motifs and the border.
 Design Source: Sarah Evans's Applique Quilt: 'The Fabric of Society' book by Annette Gero including patterns by Kim Mclean.

304. Rundle, Jane Wakerley, QLD
 "Mood Ring (Because I Can)" 224 x 224cm
Modern
 Inspired by a stained glass window. Improvisational piecing, often dictated by my mood on the day. Some colours were used more often depending on how I was feeling. This quilt was an absolute pleasure to make! Ruler work on the black fabric wedge.

305. Ochtman, Wendy West Ryde, NSW
 "Cosmic Wheels" 224 x 224cm
Modern
 This quilt started with me misbehaving in class. Deborah Louie set me experimenting with Dresden plates and challenged me to use the mandala fabric. I appliquéd the Dresdens and mandalas onto black squares and played with the design.

306. Reynolds, Joan Coffs Harbour, NSW
 "Optical Illusion" 220 x 220cm
Entrant's Quilt Top Large, Quilted by Another - Amateur
 My interpretation of Laurie Shifrin design Antelope Canyon using black and greys with cream background. Two and a half inch strips used to create the design.
 Design Source: Antelope Canyon by Laurie Shifrin
 Machine Quilted by: Sandra Kelly, Art N Quilting Studio

Photography Policy: Please respect our members' copyright.

Visitors to the exhibition are permitted to photograph the quilts for personal use and to post images online or in social media, **provided** the quiltmaker/s and designers (if applicable) are acknowledged. If you wish to photograph and publish for commercial purposes, please apply to the Membership desk for special permission.

307. Boundy, Glenda Whitebridge, NSW
 "Fly Away With Me" 210 x 210cm
Entrant's Quilt Top Large, Quilted by Another - Amateur
 I attended a delightful series of Margaret Sampson George workshops at Pot Pourri Cottage in 2017. The quilt is a combination of techniques. The blocks were very enjoyable, particularly creating the bright coloured birds and stepping out of my traditional Design Source: Design by Margaret Sampson George
 Machine Quilted by: Kay White, Kay's Quilting

308. Cashman, Rae Burleigh Waters, QLD
 "My Tribute To Dear Jane" 216 x 216cm
Entrant's Top Quilted by Another - Professional
 Brenda Papadakis' book of the Dear Jane Quilt left me amazed that Jane produced it by hand, from scraps, and probably by candlelight. It took me ages to try to do it credit, particularly before matching reproduction fabrics came out.
 Design Source: Dear Jane by Brenda Manges Papadakis
 Machine Quilted by: Cathy Davies, CQ Studio

309. Hadjimichael, Katrina Harrington Park, NSW
 "Donwell Abbey" 213 x 213cm
Entrant's Top Quilted by Another - Professional
 "Donwell Abbey" is the tenth quilt in my "Jane Austen Quilt Collection", named after Mr Knightley's residence in "Emma". I love the colour combination of bold red, black and gold. The quilt features lots of fussy cutting and hand appliqué.
 Machine Quilted by: Helen Hayes, Noahs Quilting

310. Cody, Susanne Bowral, NSW
 "Les Toiles" 212 x 212cm
Coverlet
 This coverlet was a labour of love. It is worked on a thick antique sheet - an ideal canvas to showcase my collection of toiles and vintage textiles.

311. Mormanis, Christina Bondi, NSW
 "Overlapping Tiles" 215 x 208cm
Entrant's Quilt Top Large, Quilted by Another - Amateur
 Old faded tiles from a muted range of shot cottons.
 Design Source: "Shots and Stripes" by Kaffe Fassett & Liza Prior Lucy
 Machine Quilted by: Rebecca Rae, A Stitch N Line

312. Tait, Nicole Galston, NSW
 "Lilac Trellis" 215 x 215cm
Entrant's Quilt Top Large, Quilted by Another - Amateur
 Lilac Trellis was started in class in 2017. I loved the hexagon middle and the appliqué blocks along the border. I struggled doing the large appliqué triangles and wanted to put it away in the cupboard a few times, but I'm so glad I persevered!
 Design Source: Design by Karen Cunningham
 Machine Quilted by: Sharon Lagan

313. Hardaker, Judith Rouse Hill, NSW
 "Sashiko and Cranes" 200 x 240cm
Entrant's Quilt Top Large, Quilted by Another - Amateur
 One large "Noshi" Sashiko block with six smaller various Sashiko blocks, surrounded by foundation pieced cranes joined by pieced sashings with a pieced final border.
 Design Source: Crane Blocks from Foundation "Peace Quilt" by Margaret Rolfe
 Machine Quilted by: Sandra Kelly, Art N Quilting Studio

314. Iwanczuk, Maralyn Concord West, NSW
 "Batik Beauties from Seattle" 217 x 248cm
Pieced Quilt, Large - Amateur
 Last stop on tour to Canada and Alaska in 2018 was Seattle to fly home. Needed to buy a few more fabrics before heading home. Made up this quilt at the Guild Weekend Away and finished it over Christmas trying new techniques on my new long arm machine.
 Design Source: Gemini by Janine Burke

315. Cook, Lois Ermington, NSW
 "Circles" 229 x 148cm
Combined Pieced & Appliqué Quilt - Amateur
 At a quilt show some years ago I saw this Cherry Pie design. I amended the pattern and redrafted it to fit my son's king single bed.
 Design Source: Bubble and Squeak by Cherry Pie Design

316. Hewitt, Lynn Caringbah, NSW
 "My Shibori with a Little Help from Moda" 236 x 175cm
Other Techniques - Professional
 After a Shibori Dyeing workshop with Anna Boland in 2016, I designed a block to use the fabric pieces effectively and incorporating commercially printed fabrics from Moda. Machine pieced and quilted. Hand quilted with Sashiko and Perle Thread.

317. Ellem, Jo Cherrybrook, NSW
 "Little Deer" 230 x 184cm
Combined Pieced & Appliqué Quilt - Amateur
 Machine pieced 2 1/2" squares, appliqué centre panel, Broderie Perse flowers on squares.

318. Radzevicius, Barbara Bondi, NSW
 "Lost and Found" 244 x 184cm
Pieced Quilt, Large - Amateur
 Avian architecture graces the garden with poetry, beauty and mystery. For thousands of years, gardeners have lost and found the unexpected in the ethereal space called the garden.

319. Giblin, Brigitte Lane Cove North, NSW
 "Hen House Vignettes" 240 x 188cm
Coverlet
 Framed vignettes are surrounded by "chicken-wire" shaped hexagons in this fanciful English Paper Pieced quilt. This quilt uses a variety of shirlings and only three colours to frame the panels. Quilted only inside each vignette to help hold the weight.
 Design Source: Based on Taunay family quilt top in the collection of National Museum of American History

320. Roberts, Marianne Westleigh, NSW
 "1919 Remembered" 223 x 188cm
Entrant's Top Quilted by Another - Professional
 It was fun using reproduction scrap prints from the 1910s and earlier in this scrappy quilt, a design by Bonnie K Hunter of Quiltville. Made to mark 2019, 100 years since my mother was born. She was a very talented woman, forever remembered.
 Design Source: Double Delight by Bonnie K Hunter
 Machine Quilted by: Sue Rowles, Sue's Top Finish

321. Barton, Jacqueline Ashfield, NSW
 "Fidgety" 242 x 184cm
Entrant's Quilt Top Large, Quilted by Another - Amateur
 Drunkards path in non-traditional layout, resembling the fidget spinner toy. Graphic design fabrics, mostly batiks.
 Design Source: Jacks pattern by Fans and Porter
 Machine Quilted by: Sue Rowles, Sue's Top Finish

322. Forbes, Mercedes Five Dock, NSW
 "Inspired by Levens Hall Quilt" 230 x 180cm
Combined Pieced & Appliqué Quilt - Amateur
 When visiting Levens Hall (UK) in 2007 and seeing the old quilt, I knew I wanted to make it. We measured the size of the pieces and drew up our own pattern. It has been a work-in-progress for a few years, but is finally finished.
 Design Source: Based on antique quilt at Levens Hall, UK

323. Maffer, Françoise Springwood, NSW
 "Freddie goes to France" 235 x 178cm
Entrant's Quilt Top Large, Quilted by Another - Amateur
 My version of the Frederica Josephson (1850's) quilt. I decided to use "French Provencal" colours instead. I began this in 2011 and it had a few starts and stops along the way. I enjoyed the meditative handwork.
 Design Source: Based on Stars and Diamonds by Frederica Josephson
 Machine Quilted by: Susie Anderson, Leura Quilting

324. Colbran, Michelle St Clair, NSW
 "Daisy Paths" 214 x 152cm
Appliqué Quilt - Amateur
 I commenced this quilt in a workshop with Deborah Louie at The Stitchers Cupboard in Camden in March 2018. This has been a fun quilt to do and I have really enjoyed learning different techniques and machine appliqué.
 Design Source: The Daisy Path Quilt by Deborah Louie

325. Klaassen, Angela Coogee, NSW
 "All A Flutter!" 210 x 240cm
Pieced Quilt, Large - Amateur
 Inspiration for the hummingbird fabric was a 1930 Art Deco fan quilt. The fans evoke the fluttering wings of the hummingbird. It looks haphazard but a repetitive pattern of round-ended crosses start to emerge. The quilting echoes the fuchsias.
 Design Source: Based on antique Harvest Sun quilt c.1930 from 'The Pieced Quilt an American Design Tradition' by Jonathan Holstein

326. Siviour, Kim Eastwood, NSW
 "Louis" 189 x 183cm
Combined Pieced & Appliqué Quilt - Professional
 Starting with blocks that were an unusual shape I decided that they fitted around a hexagon perfectly, and so this is how the quilt was born.
 Design layout - Kim Siviour
 Special thanks to Marg George and Karen Cunningham for their wonderful bugs.
 Design Source: Margaret Sampson George, Karen Cunningham, Chris Russell, Kim Siviour, Sue Cody

327. Haworth, Lorraine Denistone, NSW
 "Joshua's Quilt" 215 x 215cm
Pieced Quilt, Large - Amateur
 This quilt is for my grandson Joshua. I wanted a masculine quilt that would grow with him and hopefully would be kept as a keepsake made by Nana with lots of love. To achieve a masculine look I kept the design and quilting simple, relying on variations of greys.

328. Laurie, Deborah Forster, NSW
 "The Happy Scrappy Quilt" 234 x 208cm
Pieced Quilt, Large - Amateur
 Stash buster extraordinaire!! Such fun to see fabric from many past quilts & current UFOs. Many partial seams. Fun to play with warm and cool contrast and push the boundaries of the four dominant colours, even including a bit of purple and brown.

329. Gunther, Tanja Springwood, NSW
 "Follow your dreams, Follow your heart, Follow the journey, Make a start" 249 x 208cm
Group/Collaborative Quilt
 This quilt was made as an 18th birthday gift for my daughter. The 50 pictorial embroideries with inspirational quotes were done by respected women in her life and were specifically designed to have significance just for her.
 Design Source: Life is Beautiful by Helen Stubbings of Hugs 'n' Kisses

330. Granleese, Helen Yamba, NSW
 "Lucy Boston Goes to Town" 248 x 218cm
Entrant's Top Quilted by Another - Professional
 Due to Lucy's philosophy expressed in the book, 'The Patchworks of Lucy Boston' by Diana Boston I was inspired to make each block a miniature work of art. I used 250 different fabrics hand pieced over 4428 papers in the quilt's construction.
 Design Source: Patchwork of the Crosses from 'Lucy Boston Patchwork of the Crosses' by Linda Franz, 2009
 Machine Quilted by: Sarah Lennon, Temora Quilter

331. Gower, Barbara The Oaks, NSW
 "Fall in Kawraguchiko" 235 x 220cm
Pieced Quilt - Professional
 My lasting impression of Japan on an Autumn day is one of windswept leaves and brilliant tones. Using my original maple leaf block and old kimono Meisen silks I have created a quilt from this vivid memory.

332. Campbelltown Patchwork and Quilters Guild Campbelltown North, NSW
 "Come Together" 243 x 220cm
Group/Collaborative Quilt
 Come Together is a raffle quilt made by the Campbelltown Patchwork and Quilting Guild members as the first prize in the raffle for our 2019 biennial exhibition. It was made using foundation paper piecing and traditional machine piecing.
 Design Source: Lemoyne Trails by Pam Goggans - Sager Creek Quilts

333. Nutt, Wendy Lemon Tree Passage, NSW
 "Vortex" 225 x 225cm
Modern
 Beginning as a class demonstration, the colour combination inspired me to take the design further. Nearing its completion, I was diagnosed with breast cancer. Its name explains simply what I was feeling and also captured the design perfectly.

334. Hennessy, Terry-Anne Warriewood, NSW
 "Ellen Louise" 226 x 225cm
Entrant's Quilt Top Large, Quilted by Another - Amateur
 Ellen Louise was made to celebrate my daughter's marriage. I used modern colours and fabrics to suit her taste and changed the design to simplify the overall look. Hand appliqué and pieced blocks assembled by machine.
 Design Source: Miss Emma by Karen Cunningham
 Machine Quilted by: Tina Stefan, Quilting by the Beach

335. Moloney, Dawn Wahroonga, NSW
 "In the Pink" 224 x 224cm
Entrant's Quilt Top Large, Quilted by Another - Amateur
 This is a machine pieced quilt containing 1536 individual pieces. My first pieced quilt!!!
 Design Source: Bow Tie Circles by Kaffe Fassett & Liza Prior Lucy
 Machine Quilted by: Donna Warren, Hobbysew Top Ryde

336. Fielke, Sarah Chatswood, NSW
 "What Goes Around" 225 x 225cm
Entrant's Top Quilted by Another - Professional
 So many things to love in the world... we would all be a little happier living on the planet together if we remembered that love makes the world go round.
 Machine Quilted by: Kat Jones, Two Cats Quilting

337. Lee, Tracey Wilberforce, NSW
 "Raspberry Ripple" 240 x 220cm
Entrant's Top Quilted by Another - Professional
 A Bargello design with a medley of bright fabrics from favourite fabric designer, Philip Jacobs of the Kaffe collective, including batik. The cherry and then orange against the light value patterned fabric create a drama that is a Bargello.
 Machine Quilted by: Birgit Hoffman, Black Sheep Quilting

338. Robbins, Susan Little Bay, NSW
"Steam Punk" 225 x 220cm

Entrant's Quilt Top Large, Quilted by Another - Amateur

My interpretation of Steam Punk was to construct a scrappy quilt using no flowers but various colours for a male to enjoy.

Design Source: Design by Jen Kingwell.

Machine Quilted by: Sue Rowles, Sue's Top Finish

339. Cardie, Jan Camden, NSW
"Fresh Flowers" 203 x 234cm

Coverlet

English Paper Pieced by hand and hand appliquéd onto yellow border. Hand quilted. Three "Bloomin Fresh" jelly rolls used.

340. Mortensen, Suzanne Gympie Bay, NSW
"Lilly Pilli Plus" 245 x 214cm

Entrant's Quilt Top Large, Quilted by Another - Amateur

The centre panel is called Lilly Pilli and was purchased on line. Borders designed by me, taking inspiration from the quilts I have made over the years.

Design Source: Lilly Pilli by Kellie Wulfsohn, Don't Look Now. Border blocks by Kathryn Kerr

Machine Quilted by: Jenny Hancock, AngelCake Quilting

341. Bell, Heather Bowenfels, NSW
"Leadlight Dreaming" 229 x 196cm

Coverlet

The fabrics for this quilt were purchased from the Aboriginal Fabric Gallery, Alice Springs, NT which acknowledges the traditional artists. Each of the fabrics used in this quilt are authentic Aboriginal designs. <https://aboriginalfabrics.com.au>

Design Source: Sashed Half Hexi quilt by Jenny Doan, Missouri Star Quilt Co.

342. Walkley, Bronwyn M Ivanhoe, VIC
"My Blue Year" 227 x 229cm

Pieced Quilt, Large - Amateur

During the year of making this quilt, my dear 94yo father, only and much loved sister, and beloved dog all died. Making the block each day, together with the online community of other makers worldwide, helped me to get through a very tough year.

Design Source: Design by Kathryn Kerr, Green Avenue Quilts

343. Harradine Family Collombatti Rail, NSW
"Ring-a-ring-o-Rosie" 245 x 215cm

Group/Collaborative Quilt

Made with love by my daughters and me for our darling Callum and his bride Yenny, to mark their marriage on April 13, 2019. We wanted circles, but not a traditional wedding ring. The bride is originally from China, so it just had to be RED! Quilted by Sue Richardson

Design Source: Ring Cycles by Lessa Siegele

344. Birch, Martha Clovelly, NSW
"Autumn Double Wedding" 231 x 231cm

Pieced Quilt, Large - Amateur

Using the Double Wedding Ring templates and silks in Autumn tones to give a different focus to the design. Machine pieced and hand quilted with a complimentary thread colour.

Design Source: Templates and booklet by Hetty van Boven.

345. Westmacott, Pamela Willoughby East, NSW
"Billy's Star" 235 x 235cm

Entrant's Quilt Top Large, Quilted by Another - Amateur

Lone Star design has always been a favourite! Pattern by Marj Yip from a Quilters' Companion Magazine. I machine appliquéd the sides and corners using 2 patterns from Michele Hill's "William Morris in Appliqué" books. I enjoyed the appliqué process.

Design Source: Applique patterns by Michele Hill

Machine Quilted by: Birgit Hoffman, Black Sheep Quilting

346. Frankham, Jane Mount Olive, NSW
"The Wedding Quilt" 245 x 233cm

Other Techniques - Professional

My version of a whole cloth quilt, with borders. A gift for Tom and Michelle on their wedding, albeit a touch late. This quilt was inspired by a picture in a magazine many years ago that always stayed with me so I had to make my own version.

347. Delandro, Jenny Cherrybrook, NSW
"Rob's Quilt" 240 x 240cm

Pieced Quilt, Large - Amateur

This is a square quilt with the centre panel constructed diagonally. The motifs are from a Christmas fabric that was from my stash. The motifs were not quite the right size so I added background fabric to achieve the right shape.

348. Yip, Marjory Cobbitty, NSW
"The Wedding Quilt" 241 x 241cm

Entrant's Quilt Top Large, Quilted by Another - Amateur

Started in 2010 with Anne Sommerlad's "Chocolat Truffe" but then not sure what happened but it all changed. After many hiccups it can now be given to my son and wife for a very belated Wedding Quilt.

Design Source: Chocolat Truffe by Anne Sommerlad

Machine Quilted by: Katy Law, Nutmeg Quilting

349. Wilks, Tracey South Grafton, NSW
"A Spoonful of Colour!" 240 x 240cm

Entrant's Quilt Top Large, Quilted by Another - Amateur

This quilt is made of cotton fabrics, accentuated with wool felt flowers and brightly-coloured circles attached with hand embroidery. It is a fun-loving quilt that sparks joy. The custom-quilting finishes this quilt.

Design Source: Tea Party by Wendy Williams

Machine Quilted by: Sandra Kelly, Art N Quilting Studio

350. Timmins, Chris Grafton, NSW
"Marimekko Dash 2" 240 x 240cm

Entrant's Top Quilted by Another - Professional

I enjoyed making the first quilt using Mega Churn Dash design from Kathy Doughty's book "Adding Layers". Created this quilt using Marimekko fabrics that I have collected and stored over many years.

Design Source: Mega Churn Dash by Kathy Doughty

Machine Quilted by: Anne McGee, Country Quilting

352. Gleeson, Wendy Colac, VIC
"Mornings in Colac" 233 x 233cm

Combined Pieced & Appliqué Quilt - Professional

As the sun rises in our garden, the magpies bring in their babies to play and drink and warble. Then they take refuge in the trees as the day warms up. As the sun sets for another day the colours of the sunset light up the sky.

353. Pearce, Merelyn Gerroa, NSW
"Peacock Pizazz" 215 x 224cm

Appliqué Quilt - Professional

Inspirations; Shoalhaven Zoo's White Peacock, Kazakhstan embroidery, Art Nouveau style Melba fabrics of Leesa Chandler, the confrontational style of Rachaeldaisy. Hand appliquéd, Broderie Perse, embroidery, beading, trapunto. Machine quilted, 300 hours.

Design Source: "Art Nouveau Floral and Animal Designs", Dover Publications

354. Harvey, Leanne Mount Vincent, NSW
"Kezia (Keh-zee-ah)" 230 x 230cm

Combined Pieced & Appliqué Quilt - Professional

My interpretation of the Rajah Quilt has been a 20 yr obsession. On researching this quilt, I discovered a story of female empowerment, which at the time was a rare thing. I have so much respect for the quilt makers. Please enjoy my modern spin on it.

355. Rennie, Marissa Belrose, NSW
"Marny's Garden" 226 x 228cm

Combined Pieced & Appliqué Quilt - Amateur

Inspired, worked on and encouraged during RachaelDaisy classes. Marny's Garden R.D.1 Reporoa is my interpretation of my dearest grandmother's country garden full of beautiful flowers, exotic shrubs and labour of love.

Design Source: Clamshell Carousel by Rachaeldaisy

356. Timmins, Chris Grafton, NSW
"Marimekko Dash" 242 x 242cm

Entrant's Top Quilted by Another - Professional

Mega Churn Dash design from Kathy Doughty's book "Adding Layers". Created using Marimekko fabrics with white background.

Design Source: Mega Churn Dash by Kathy Doughty

Machine Quilted by: Anne McGee, Country Quilting

357. Maberly, Carol Gordon, NSW
"Cathedral Window Kaleidoscope" 244 x 244cm

Combined Pieced & Appliqué Quilt - Amateur

Cathedral Window Kaleidoscope Centre medallion: Reverse appliquéd. Celtic trinity knots: Crewel embroidery. Borders: Cathedral window quilting. Free-form bias over appliquéd. Thread for embroidery and quilting: Gumnut Silk Star.

358. Dennis, Fiona Mosman, NSW
"Licorice Allsorts" 242 x 253cm

Combined Pieced & Appliqué Quilt - Amateur

Made in a class at Material Obsession taught by Megan Manwaring. The project was a 'mystery' quilt; each class a new row was revealed requiring a range of techniques. Jen Kingwell's Lollies fabric was the inspiration for my colour palette.

Design Source: Class with Megan Manwaring

359. Iwanczuk, Maralyn Concord West, NSW
"Alaska 2018" 231 x 274cm

Pieced Quilt, Large - Amateur

This quilt was chosen in the quilt shop by my husband as he liked all the wildlife prints and we agreed it would be a nice keepsake from our trip. Easy to make and a joy to quilt all the animals one by one.

Photography Policy: Please respect our members' copyright.

Visitors to the exhibition are permitted to photograph the quilts for personal use and to post images online or in social media, **provided** the quiltmaker/s and designers (if applicable) are acknowledged. If you wish to photograph and publish for commercial purposes, please apply to the Membership desk for special permission.

Photography Policy: Please respect our members' copyright.

360. Crump, Lyn Withcott, QLD
"Bubbles18" 225 x 270cm

Combined Pieced & Appliqué Quilt - Professional
Celebrating 18 years since I made my first quilt and tried to make this block. My first quilt became a king size Drunkard's Path in a circle formation. Many bubbles and some not so sober paths, I now have the skills and tools to succeed.

361. Wheelahan, Jessica East Lindfield, NSW
"Great Southern Land" 238 x 240cm

Pieced Quilt - Professional
In 2018 I was fortunate to work on a project for Paris couture week with designer 'Romance was born' (#stepintoparadise). This experience fused my two loves, fashion and quilting. Tiny scraps of silk remained and became this quilt.

362. Brown-Thomas, Louise Rothbury, NSW
"Vintage Rose" 244 x 244cm

Pieced Quilt - Professional
I love the brilliant white fabric I used and how it works so well with the blues and, of course, that flash of fuchsia. Won Viewers' Choice at Maitland Patchwork Quilters Exhibition in October, 2018.
Design Source: Design by Judy Niemeyer of Quiltworx.com

363. Dennis, Fiona Mosman, NSW
"Aviary Album" 242 x 242cm

Appliqué Quilt - Amateur
Based on blocks from two different Kim McLean patterns - "A Boy & Girl Album" and "Roseville Album", this quilt was begun as a class project in an appliqué class taught by Megan Manwarring at Material Obsession in 2015 but took 3 years to complete.
Design Source: "A Boy and Girl Album" by Kim McLean

364. Parkinson, Nancy Helensburgh, NSW
"Cats at liberty, in Liberty" 258 x 170cm

Coverlet
This quilt made by Dylis Fronks appealed to me as I loved using Liberty Fabrics. When my cats went wild they had to be at liberty in LIBERTY! I began my quilt in 2001, and was "UFO" until 2018.
Design Source: Cats in the Sampler by Dylis Fronks

365. Mortensen, Suzanne Gympie Bay, NSW
"The Blessings Quilt" 260 x 204cm

Combined Pieced & Appliqué Quilt - Amateur
My quilt is "The Blessings Quilt" by Robin Falloon. I have added an extra row of blocks to make it Queen size. My first hand quilting of a large quilt. I have wanted to make this quilt for so long and finally it's done.
Design Source: The Blessings Quilt by Robin Falloon

366. Birchall, Narelle Cooma, NSW
"Amelia's Garden" 252 x 218cm

Appliqué Quilt - Professional
I sought to make a traditional quilt with the appearance of being an antique.
Photos of the antique quilt provided the inspiration and I hand drafted the pattern for the outline.
Completely handmade: Broderie perse, appliqué, piecing and quilting.
Design Source: Antique English Quilt ca 1800, which was included in an exhibition "Broderie to Broderie Perse", Houston 2017.

367. Chapman, Jenny Upper Lansdowne, NSW
"Fractured Soul Searching" 260 x 220cm

Entrant's Quilt Top Large, Quilted by Another - Amateur
My adaptation of Kathy Doughty's "Soul Searching" quilt started in a class at Misty Mountain Getaway - Dorrigo October 2018. I decided to fracture the blocks and add a twist with side borders which completely changed the overall appearance.
Design Source: Soul Searching by Kathy Doughty
Machine Quilted by: Kerry Desmond, Florabella Quilting

368. Murray, Kay Eastwood, NSW
"Flower Pot" 280 x 245cm

Appliqué Quilt - Professional
This is a Kim McLean design that I enjoyed hand embroidering instead of blanket stitching on the appliqué. It is composed of mainly Kaffe Fassett fabrics. I quilted it on my A1 longarm quilting machine, enhancing the fabric design with quilting.
Design Source: Flower Pot by Kim McLean

369. Harris, Robyn Waratah, NSW
"Rose of Sharon" 244 x 244cm

Entrant's Quilt Top Large, Quilted by Another - Amateur
I saw this quilt in a quilting magazine and liked it. It was a Block of the Month quilt from Fairies in My Garden in Queensland. I eagerly awaited each month's package.
Design Source: Block of the month quilt design from Fairies in My Garden, Queensland
Machine Quilted by: Birgit Hoffman, Black Sheep Quilting

371. Walkley, Bronwyn F North Gosford, NSW
"Amish Dreams" 249 x 214cm

Entrant's Quilt Top Large, Quilted by Another - Amateur
After admiring Amish Quilts from afar I decided to design my own hand-pieced version of the Diamond in a Square motif. I also wanted a bit of a modern twist so I decided to use all neutral coloured fabrics.
Machine Quilted by: Sharon French, Morning Star Quilting

372. Quilters and Patchworkers of New England Armidale, NSW
"Neptune's Garden" 252 x 201cm

Group/Collaborative Quilt
Quilts like this push us all to try different and challenging techniques to achieve in fabric a scene that would normally be painted. We have had fun working together and hope you enjoy our efforts and take some time to study the different elements of the Design Source: Designed and drawn up by Heather Roobol
Machine Quilted by: Meredith Budd, Dragon Quilt Services

373. Pollard, Heather Pictou, NSW
"Starry Trails" 250 x 186cm

Pieced Quilt - Professional
This quilt was made after I saw a quilt and decided to make it in a quilt of 6" blocks. I had a little problem with it as it only gave block a 6" width for a 6" block and cutting the 9" & 1
Design Source: Starry Trails pattern by Pam Goggans - Silver Creek Quilts

374. Blythman, Anne Thirroul, NSW
"Cityscape" 221 x 173cm

Pieced Quilt - Professional
Navy and white cotton fabrics collected here and there with no particular plan, until I discovered this design by Tula Pink.... so many design options here, it was difficult to choose.
Design Source: Tula Pink City Sampler, 100 Modern Quilt Blocks, by Tula Pink

375. Jurd, Chris & Hoffman, Birgit Blaxland, NSW
"Eternity Ring" 210 x 210cm

Two Person Collaborative Quilt
A remake of my Faux Wedding Ring quilt pattern with much bigger blocks and smaller sashing. The centre was perfect for some appliqué - nice, big, easy pieces and plenty of dots! Machine pieced, hand appliquéd, beautifully quilted by Birgit Hoffman.

376. Cunningham, Karen Blackheath, NSW
"Bits and Pieces" 220 x 220cm

Entrant's Top Quilted by Another - Professional
I designed Bits and Pieces to use up scraps and special fabrics from my stash.
Machine Quilted by: Sylvia Brandmayr, A Fine Line Quiltery

377. Henriksson, Philomena Carlingford, NSW
"Sparkle" 216 x 169cm

Pieced Quilt, Large - Amateur
This got started because I had many bags of scrap triangles from bindings. I used black as the background to pop the colours. I added sashing and a border to use as many as possible. It made little difference to the triangle collection.
Design Source: Spinning Triangles by Joyce Dean Gieszler.

378. Budd, Meredith Kootingal, NSW
"Christmas Lights" 250 x 250cm

Pieced Quilt - Professional
Designed, made and quilted by myself using my commercial templates. Two of the fabrics were fussy cut and fussy sewn so that they aligned at the same points. All quilting elements were individually aligned to complement the quilt.

379. Steinbeck, Amisha Bellingen, NSW
"Purple Perfection" 250 x 250cm

Junior Member B (Year 7-12); 16
Shadow block quilt in purple and red. Moving from just purple to a mixture of red and purple only creating a 3D illusion.

380. Walters, Bridgett Grafton, NSW
"Stormy Days" 235 x 170cm

Junior Member B (Year 7-12); 15
Half square triangles made from white, pink and raindrop blue fabric. Borders added and quilted on a Bernina sewing machine.

381. Knox, Hayleigh Grafton, NSW
"Constellations" 220 x 220cm

Junior Member B (Year 7-12); 17
The quilt is a combination of techniques such as patchwork, screen printing and hand embroidery expressing the constellation.

382. Marsh, Tahlia Grafton, NSW
"Ruby Rose" 210 x 210cm

Junior Member B (Year 7-12); 15
Ruby Rose is constructed using 2.5-inch strips in contrasting colours to form railroad pattern which is then complemented by eight fanned circles to create an illusion of line, which is then bordered by complementary borders. Quilted on the long-arm

Photography Policy: Please respect our members' copyright.

383. McCrae, Tara Grafton, NSW
"Shades" 220 x 170cm

Junior Member B (Year 7-12); 15

Large black and white triangles used to create the design and bordered with black and white.

384. West, Laura-Mae Willow Tree, NSW
"SunPath" 233 x 115cm

Pieced Quilt, Small - Amateur

The inspiration for the quilt is the path the sun takes across the country. The sun stimulates life and growth. The intensity of our sun along with rainfall amount and soil composition dictates what grows and thrives in this magnificent country.

385. Ochtman, Wendy West Ryde, NSW
"Off the Wall Blooms" 206 x 107cm

Appliqué Quilt - Amateur

Decorative stitch machine appliqué flowers climbing a wall, with a border of clams. Based on Deborah Louie's "Secret Garden" quilt.
Design Source: Secret Garden class by Deborah Louie

386. Yianakis, Pauline Bomaderry, NSW
"Dear Prudence" 196 x 224cm

Pieced Quilt, Large - Amateur

My Dear Prudence quilt is a large quilt using approx 27,000 hexagons. I chose the colours similar to the original quilt made by Prudence Jeffery in 1857 when she emigrated to Australia from England.
Design Source: Based on Dear Prudence made by Prudence Jeffery in 1857. In 'Fabric of Society' by Dr Annette Gero.

387. Burkhitt, Denise & Bell, Fiona Cooroy, QLD
"Banksia Surprise" 169 x 72cm

Two Person Collaborative Quilt

I am fascinated by Banksia flowers, leaves and their seeds. Varieties I've seen out west and on the coast. Inspired continuously as I travel by colours of the earth on sides of roads, from rich reds, coral oranges, sand and grey greens.

388. Line, Yvonne Leumeah, NSW
"Harbour Reflections" 150 x 91cm

Art Quilt

Continuing in the use of textile remnants that provide my pallet, stitchery provides reflections of a busy Sydney harbour and the foreshores. Machine pieced, appliquéed as quilting.

389. de Vanny, Sue Greenvale, VIC
"Deceptive Markings" 135 x 165cm

Art Quilt

On a pre-printed panel from Reece Scannell of trees and statue done in symmetry, I've seen an elephant head amongst the image, added ears and distortion in tusks and trunk to give more roundness.

390. Waite, Eli and Oliver Grafton, NSW
"Star Wars" 180 x 180cm

Junior Member A (up to Year 6); 9 and 6

Eli and Oliver created this quilt for their Dad's 40th birthday who has been into Star Wars for most of his life. The boys secretly worked on the quilt to surprise him. Paper pieced by sewing slowly on the lines. Quilted on a long arm.
Design Source: Pattern by kristy@quietplay, purchased through Craftsy

391. Cook, Jackson Armidale, NSW
"Raduaz" 154 x 170cm

Junior Member B (Year 7-12); 17

I was inspired by my strong love of colour and my favourite Variegated threads that I use for my quilting.

392. Lewis, Scarlett Medowie, NSW
"DresLand" 130 x 122cm

Junior Member A (up to Year 6); 10

I wanted to make a scene of animals and trees. I drew the ideas, then went about trialing sizes and colours. I have done every single stitch of this quilt myself, piecing, appliqué, quilting & binding. My mum takes videos of me doing it.

393. Sheils, Evelyn Kambah, NSW
"Diamonds in the Sky" 125 x 45cm

Junior Member A (up to Year 6); 7

I made the background first for this quilt so it looks like a night sky. Then I made the appliqué pieces and sewed them on to the quilt.

394. Cook, Jackson Armidale, NSW
"Psychedelic Dreamer" 120 x 80cm

Junior Member B (Year 7-12); 17

I was heavily inspired by my love of bright and bold colours along with my love of animals. After entering Quincy last year I thought what animal next, that's when I thought, well why not a Giraffe, so I did. Funky Franky the Giraffe is my name!!

395. Lewis, Caesar Medowie, NSW
"Monster Truck" 115 x 85cm

Junior Member A (up to Year 6); 7

I drew this design, chose the colours and stitched it all start to finish myself - piecing, quilting, appliqué & binding, using my sisters machine. I improv pieced the truck and wheels on paper first. My Mum videos me while I'm sewing.

396. Gault, Isabella Mt Riverview, NSW
"Windows in the Forest" 105 x 105cm

Junior Member A (up to Year 6); 11

This is part of a series of quilts in the colours of the rainbow. I love quilting with my Grandma.

397. Lambie, Nickel Nambucca Heads, NSW
"Unicorn" 80 x 80cm

Junior Member A (up to Year 6); 9

Made using precut 2-1/2" fabric strips and conventional patchwork piecing techniques to make these magical unicorn blocks for a wall hanging.
Design Source: Lisa the Unicorn by Elizabeth Hartmann

398. Whitten, Cate Baulkham Hills, NSW
"Flower Power" 68 x 68cm

Junior Member A (up to Year 6); 11

This is my first quilt, cutting out flowers and making my design. The idea came from a flower windmill in Daddy's vegetable garden.
I went shopping with my Nanny to pick out my favourite fabric.

399. Kennedy, Julie Davidson, NSW
"The Oriental Screen" 250 x 210cm

Appliqué Quilt - Amateur

Inspiration for this quilt came from a trip to Asia and the many beautiful Oriental Porcelain Vases and Oriental screens (room dividers) I was in awe of their beauty. I hand quilted it with variegated Pearl 12 thread which I love to work with.

400. Budd, Meredith Kootingal, NSW
"Cathedrals in Dresden" 250 x 250cm

Combined Pieced & Appliqué Quilt - Professional

This quilt was made using my commercially available templates to make the 3D Cathedral Windows. The elements are hand finished, and the quilt was custom quilted to highlight the Cathedral Windows and Dresden Plates - a mix of pointed and round.

401. Govey, Salley Spit Junction, NSW
"I've Seen Fire and I've Seen Rain" 254 x 254cm

Entrant's Quilt Top Large, Quilted by Another - Amateur

My quilt was designed and constructed during 2 years of a Breast Cancer journey - from diagnosis and treatment, through to recovery. The blue chain ombre effect was to provide visual contrast and movement, astride a monochrome complementary palette.
Machine Quilted by: Birgit Hoffman, Black Sheep Quilting

402. McPherson, Kyeen Gooloogong, NSW
"Spinning In Time" 254 x 254cm

Pieced Quilt - Professional

Feminine florals and feathers. I wanted to quilt large feathers in the open space area, so I increased the size of the background squares to leave more room for free motion quilting.
Design Source: Snowball Circle by Chris Jurd

403. Cormack, Margaret Dural, NSW
"Liberty Love Affair" 258 x 258cm

Pieced Quilt - Professional

I started this quilt to use up my liberty fabrics I collected years ago when I first started quilting but I started looking for a few extra and couldn't believe the beautiful range of 'new' liberties!
Design Source: Ring Cycles by Lessa Siegele

404. Bertram, Lynn Albion Park, NSW
"Elizabeth Jefferson" 264 x 262cm

Combined Pieced & Appliqué Quilt - Professional

The quilt was started in an Ann Sommerlad class in 2015. The majority of fabrics were purchased in Paris, France in 2012. It took three years to complete and forty four hours of quilting on a domestic machine.
Design Source: Elizabeth Jefferson by Ann Sommerlad.

405. Butterworth, Catherine Lindfield, NSW
"Starcrazy" 255 x 255cm

Pieced Quilt - Professional

Starcrazy showcases what I call quilted trapunto. This is where some elements of the stars are quilted, then padded before the quilt is sandwiched. This technique allows for detailed quilting while still maintaining some loft in the finished quilt.

Photography Policy: Please respect our members' copyright.

Visitors to the exhibition are permitted to photograph the quilts for personal use and to post images online or in social media, **provided** the quiltmaker/s and designers (if applicable) are acknowledged. If you wish to photograph and publish for commercial purposes, please apply to the Membership desk for special permission.

406. Tremain, Alan R Wyoming, NSW
 "Flower Basket Made Modern" 280 x 280cm
Pieced Quilt - Professional
 During 1941, Grace Snyder made a Flower Basket Petit Point quilt from a design in her autobiography for the company's Petit Point China, designed by Berlin Artist Wendell. The quilt is based on Flower Basket Petit Point by Grace Snyder in Nebraska State Historical Society Museum Archives. Reference #7828-8

Withdrawn

**"Running Away with the Amish"
 Suitcase Challenge**

These mini quilts are a collection of quilts made by QuiltNSW members in response to the 2018 Suitcase Challenge Competition theme "Running Away with the Amish" and show an excellent diversity in interpretation and use of a range of patchwork and quilting techniques. The collection is available for members to borrow as a quilt study or an exhibition. Please contact the guild office for further information.

Each year, QuiltNSW runs a small quilt competition for QuiltNSW members with entries due late August/early September. The collection is unveiled at our annual general meeting in October and the winners announced. The first prize is a BERNINA 215 sewing machine generously sponsored by BERNINA Australia, which is customised with an image from the winner's quilt. Enquire at our membership desk for more details.

Index of Exhibitors

Aaron, Danuta	291	Blue Mountains Quilters	255	Catherine Byrne, Jess	53
Adamson, Julie	21	Blythman, Anne	202, 374	Camden Country Quilters' Guild Inc	206
Aitken, Elizabeth	99	Boland, Donna	46, 116	Campbell, Eileen	70
Allan, Robin	222	Bonner, Liz	26, 192	Campbell, Susan	131
Allen, Stephanie	29	Booth, Donna	18	Campbelltown Patchwork and Quilters Guild	332
Andrews, Anne	113, 223	Boundy, Glenda	307	Cardie, Jan	41, 339
Arita, Keiko	81	Bowdler, Patricia	88, 195	Caroline Bay Quilters Inc.	158
Babidge, Catherine	25, 106	Breeze, Jennifer	111	Cashman, Rae	278, 308
Bartlett, Janice	144	Brodie, Trudy	43	Chapman, Jenny	96, 367
Barton, Jacqueline	321	Brown, Anita	63, 162	Cheng, Selina	180, 269
Barton, Tonia	287	Brown, Anna	139	Chilton, Jillian	270
Beer, Sheila	73	Browne, Janet	2	Clare, Ingrid	66
Bell, Fiona	387	Brown-Thomas, Louise	362	Cody, Susanne	310
Bell, Heather	244, 341	Budd, Meredith	378, 400	Colbran, Michelle	324
Bell, Marilyn	38, 112	Burkitt, Denise	114, 387	Cook, Jackson	391, 394
Bertram, Lyn	404	Burton, Ruthanne	265	Cook, Lois	260, 315
Birch, Martha	241, 344	Butcher, Linda	171		
Birchall, Narelle	366	Butler, Gary	134, 289		
Bird, Lynne	197	Butterworth, Alys	405		

Coombes, Penelope	196, 276	Groves, Diane	262	Kirk, Jennifer	157
Cormack, Margaret	213, 403	Gunther, Tania	275, 329	Kirkby, Jennifer	217
Cosgrove, Kate	189	Haddrick, Julie	98	Klaassen, Angela	325
Crisell, Vivienne	218	Hadjimichael, Katrina	309	Klompe, Isabella	243
Crossland, Ann	286	Haerland, Kay D	57, 125	Knox, Hayleigh	381
Crouch, Linda	28, 37	Hall, Linda	188	Krige, Bernice	50, 181
Crowe, Cathy	193	Hardaker, Judith	313	Laird, Sandra	247
Crump, Lyn	360	Hardie, Margo	155	Laird, Suzanne	263
Cunningham, Karen	176, 376	Hardy, Liz	183, 245	Lambie, Nickel	397
Curtis, Pam	182, 298	Harradine Family	343	Lancashire, Isobel	151
Da Mata, Carolina	169	Harris, Robyn	369	Lancaster, Linden	121
Daly, Amanda	185	Harvey, Leanne	89, 354	Langhorne, Rhonda	103
Davie, Heather	227, 228	Hastings, Rebecca	249, 253	Laurie, Deborah	328
Davis, Jennifer	259	Haworth, Lorraine	327	Law, Michelle	143, 186
Day, Judy	72	Hayes, Cheryl	240	Layt, Deb	52
de Vanny, Sue	3, 389	Henderson, Neroli	65, 76	Leath, Jocelyne	6, 138
Dear, Kerry	303	Hennessy, Terry-Anne	97, 334	Lee, Tracey	337
Delandro, Jenny	347	Henriksson, Philomena	377	Leitch, Carol	60
Denham, Lorna	194	Hewitt, Lynn	74, 316	Lemin, Brian	11, 24
Dennis, Fiona	358, 363	Hine, Bernardine	78	Lever, Leonie	35, 235
Dennis, Sue	167	Hinwood, Verity	285	Lewandowski, Sharon	266
Dodds, Jann	198	Hockey, Ele	1, 22	Lewis, Caesar	395
Domeney, Sue	87	Hoffman, Birgit	375	Lewis, Clare	288
Doyle, Rachael	58	Hogg, Judy	147	Lewis, Scarlett	392
Dubbelde, Elizabeth	258	Holmes, Diane	215	Lindsay, Susan	122, 164
Ellem, Jo	317	Hooworth, Judy	20, 27	Line, Yvonne	388
Evans, Leesa	215	Hosie, Jessie	8	Lloyd, Lorraine	277
Eves, Robyn	4	Howse, Janet	250	Louie, Deborah	51, 145
Fagan, Denise	48, 207	Hunter, Beverly	136, 256	Lyons, Sandra	77, 232
Fairholme Quilters Inc	153, 168	Inoue, Kiyo	126	Maberly, Carol	357
Fenwick, Janet	300	Iwanczuk, Maralyn	314, 359	Maisano, Desley	135
Fielke, Sarah	105, 336	Jack Coupland, Cathy	55	Malone, Karen	82
Firth, Dianne	9	Jackson, Kathleen	221	Manning, Therese	281
Forbes, Mercedes	178, 322	James, Bob	119, 205	Manwaring, Megan	130, 219
Frankham, Jane	346	Jamieson, Kaye	94, 156	Marsh, Tahlia	382
Frazer, Jan	226	Jennett, Summer	216	Martin, Maureen	141
French, Sharon	34, 238	Jobbins, Di	117	Martyn, Vicki	299
Furniss, Pamela	59	John, Karen	173	Marvig, Michelle	280
Gault, Isabella	132, 396	Johns, Trudy	211	Masteron, Dorothy	210
Geddes, Sharron	154	Johnson, Lisa	15, 239	Matter, Francoise	323
Giblin, Brigitte	233, 319	Johnston, Dianne	293	McCrae, Tara	383
Gibson, Jane	39, 109	Jones, Ruth	12	McDonald, Margaret	131, 248
Gleeson, Wendy	92, 352	Jurd, Chris	146, 375	McFarlane, Hilary	267
Godden, Helen	118, 124	Jurd, Leigh	49	McGoogan, Lauren	163, 301
Goetz, Jenny	282	Davenport Kelly, June	127, 220	McPherson, Kyeen	402
Gordon, Carolynne	62	Kelly, Sandra	237	Merriell, Shirley	177
Govey, Salley	401	Kelly, Shelley	154	Middleton, Heather	290
Gower, Barbara	102, 331	Kelton, Kathryn	236	Millar, Margaret	149
Grace, Pauline	16	Keneally, Jane	152	Miller, Beth	212
Granleese, Helen	161, 330	Kennedy, Julie	399	Miller, Sue	69
Greenstein, Vicky	274	Kennewell, Ingrid	19, 261	Moloney, Dawn	335
Griffiths, Denise	229			Moody, Diane	128, 170
Griffiths, Sue	14			Mormanis, Christina	129, 311

Morrison, Stephanie	115	Rennie, Marissa	355	Trujillo, Mary Jane	148
Mortensen, Suzanne	340, 365	Reynolds, Joan	306	Tyler, Mandie	230
Mosely, Catherine	13	Robbins, Susan	338	Uriarte, Lorena	225, 231
Moules, Roslyn	120	Roberts, Marianne	320	Waite, Eli and Oliver	390
Murray, Kay	54, 368	Rona, Judith	23, 71	Walker, Chantal	268, 273
Newmarch, Georgina	80	Rose, Elizabeth	107, 204	Walkley, Bronwyn F	371
Nikoleski, Judi	36, 61	Rowles, Sue	284	Walkley, Bronwyn M	342
Nilsson, Debra	272, 292	Rundle, Jane	304	Wallbridge, Glenys	172
Noonan, Prunella	30	Russell, Pam	91	Walters, Bridgett	380
Nugent, Monique	140, 191	Sadleir, Gail	42, 137	Walton, Lisa	56, 86
Nuft, Wendy	7, 333	Sargo, Denise	67, 75	Wang, Yi	17
Ochtman, Wendy	305, 385	Scobie, Julie	133	Waples, Glen	254
O'Connor, Jill	175	Scott, Felicity	33	Welsh, Wendy	150, 295
Orr, Meg	252	Serong, Chris	135, 199	West, Laura-Mae	384
Parker, Lorraine	68	Sharkey, Caroline	66, 84	Westmacoift, Pamela	345
Parkinson, Nancy	364	Sheils, Evelyn	393	Wheelahon, Jessica	10, 361
Pearce, Merelyn	353	Singleton Quilters Inc	208	Whellum, Wendy	203
Pearce, Pamela	108	Siviour, Kim	326	Whitten, Cate	398
Pearce, Rhonda	187, 190	Smith, Brenda Gael	64, 90	Widders, Grace	123
Pedley-Smith, Elizabeth	85, 104	Steele, Linda	32	Wilks, Tracey	349
Peterson, Lisa	237	Steinbeck, Amisha	379	Williams, Janne	83, 279
Pollard, H- Withdrawn	373	Stuart, Louise	297	Williams, Wendy	142, 174
Porter, Catherine	40	Sullivan, Carolyn	201	Williams, Yvonne	95
Power, Susan	264	SYDMODSQUAD	251	Wise, Glenda	45, 47
Psarras, Julie	101	Syrett, Margy	257	Wolski, Robyn	302
Quilters and	372	Tait, Nicole	312	Wood, Jennifer	159
Patchworkers of New England		Taylor, Heather	79, 184	Wood, Katherine	31
Raahauge, Elaine	100, 110	Teager, Maureen	5	Wright, Louisa	283
Rachaeldaisy	209, 242	Thompson, Skye	179	Wyllie, Margaret	234
Radzevicius, Barbara	318	Thorncraft, Kathy	166, 200	Yianakis, Pauline	386
Ramsay, Jennifer	165, 246	Thrift, Lynette	214, 294	Yip, Marjory	348
Rankmore, Therese	296	Timmins, Carol	160	Young McCandless, Carol Ann	114
Reinhard, Susan	44, 224	Timmins, Chris	350, 356		
		Tramontana, Di	93		
		Tremain, Alan R	271		

Quilts by Category

1.1 Pieced Quilt, Large – Amateur: 150, 236, 250, 259, 260, 261, 268, 270, 277, 282, 287, 289, 290, 294, 295, 299, 314, 318, 325, 327, 328, 342, 344, 347, 359, 377, 386

1.2 Pieced Quilt, Small – Amateur: 8, 12, 49, 77, 79, 81, 115, 116, 126, 134, 141, 143, 147, 148, 160, 172, 178, 179, 183, 184, 191, 192, 197, 198, 217, 241, 245, 384

2 Appliqué Quilt – Amateur: 63, 136, 157, 169, 186, 188, 195, 253, 256, 266, 324, 363, 385, 399

3 Combined Pieced & Appliqué Quilt – Amateur: 108, 140, 152, 210, 222, 224, 263, 273, 281, 300, 315, 317, 322, 355, 357, 358, 365

4 Other Techniques – Amateur: 11, 60, 73, 85, 88, 94, 96, 97, 99, 100, 104, 110, 122, 133, 286

5.1 Entrant's Quilt Top Large, Quilted by Another – Amateur: 257, 267, 275, 276, 279, 283, 291, 301, 302, 306, 307, 311, 312, 313, 321, 323, 334, 335, 338, 340, 345, 348, 349, 367, 369, 371, 401

5.2 Entrant's Quilt Top Small, Quilted by Another – Amateur: 111, 128, 129, 144, 149, 159, 163, 164, 170, 175, 177, 189, 193, 194, 196, 216, 218, 221, 227, 228, 230, 234, 240, 243, 244, 262, 264, 297

6 Pieced Quilt – Professional: 64, 92, 112, 113, 119, 120, 165, 182, 185, 204, 231, 247, 265, 274, 284, 292, 296, 331, 361, 362, 374, 378, 402, 403, 405 Withdrawn 373, 406

7 Appliqué Quilt – Professional: 14, 21, 51, 59, 69, 70, 72, 155, 173, 203, 209, 220, 223, 226, 285, 293, 353, 366, 368

8 Combined Pieced & Appliqué Quilt – Professional: 130, 142, 174, 176, 187, 190, 202, 235, 254, 272, 288, 298, 303, 326, 352, 354, 360, 400, 404

9 Other Techniques – Professional: 6, 16, 27, 61, 89, 98, 106, 124, 229, 242, 316, 346

10 Entrant's Top Quilted by Another – Professional: 161, 199, 219, 246, 248, 278, 280, 308, 309, 320, 330, 336, 337, 350, 356, 376

11 Miniature: 32, 33, 34, 35, 36, 37, 38, 39, 40, 41, 42, 43, 44, 45, 46, 47, 48

12 Coverlet: 146, 171, 211, 214, 232, 233, 239, 249, 258, 310, 319, 339, 341, 364

13 Art Quilt: 7, 9, 10, 15, 17, 18, 20, 23, 25, 52, 55, 62, 65, 67, 71, 76, 84, 86, 87, 93, 102, 107, 109, 123, 125, 139, 167, 181, 201, 271, 388, 389

14 Pictorial Quilt: 1, 2, 3, 4, 19, 22, 24, 26, 28, 29, 30, 31, 50, 53, 56, 57, 68, 74, 75, 78, 82, 95, 101, 118, 121, 138, 212, 213

15 Modern: 5, 13, 54, 58, 80, 83, 90, 91, 103, 105, 117, 127, 137, 145, 156, 162, 166, 180, 200, 205, 207, 225, 238, 269, 304, 305, 333

16 Two Person Collaborative Quilt: 66, 114, 131, 135, 154, 215, 237, 375, 387

17 Group/Colaborative Quilt: 153, 158, 168, 206, 208, 251, 255, 329, 332, 343, 372

18 Junior Member A (up to Year 6): 390, 392, 393, 395, 396, 397, 398

19 Junior Member B (Year 7-12): 379, 380, 381, 382, 383, 391, 394

0 Display Only: 132, 151, 252

BERNINA
made to create

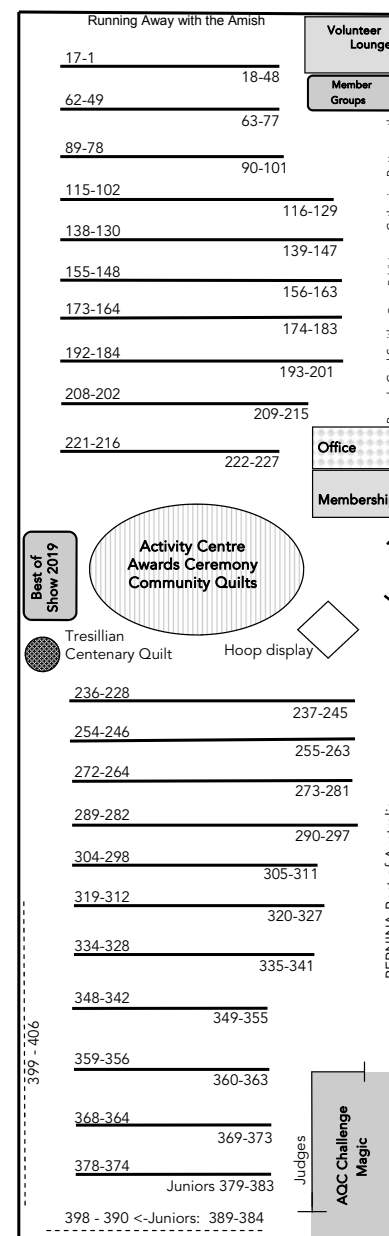


Commercial Quilters

This list contains only those commercial quilters who are members of QuiltNSW and whose work features in the exhibition.

Yvette Aoude	Keepsake Quilts	Castle Hill	0426 819 066
Susie Anderson	Leura Quilting	Leura	0418 461 403
Irene Andrews	Irene Andrews Quilting	Wollongong	0402 848 353
Sylvia Brandmayr	A Fine Line Quiltery	Mittagong	0482 023 068
Meredith Budd	Dragon Quilt Services	Kootingal	0415 092 631
Cathy Calvert	Lake Edge Quilting	Teralba	0417 236 980
Susan Campbell	Rowdy Flat Quilting	Yackandandah, VIC	0402 333 271
Leisel Cotterill	Leisels Machine Quilting Services	Wentworth	02 4757 1577
Cathy Davies	CQ Studio	Bonogin, QLD	0400 200 650
Kerry Desmond	Florabella Quilting	Johns River	0448 282 517
Kay Fernihough	Quilting on Q	Timor	0438 421 163
Jane Frankham	Qwilt	Singleton	0448 773 203
Sharon French	Morning Star Quilting	Bay Village	0414 719 131
Jenny Hancock	AngelCake Quilting	Kanahooka	0438 422 355
Leanne Harvey	Mount Vincent Quilts	Mount Vincent	0422 537 080
Helen Hayes	Noahs Quilting	Wantirna ,VIC	03 9801 1772
Birgit Hoffman	Black Sheep Quilting	Narellan Vale	0412 077 421
Di Holmes	J & D Quilting	Lisarow	0409 983 898
Vicky Greenstein	My Sewing Supplies	Sylvania	02 9542 3513
Kat Jones	Two Cats Quilting	Chigwell, TAS	0426 421 648
Sandra Kelly	Art N Quilting Studio	Sandy Beach	0438 334 073
Sharon Lagan		Blue Mountains area	0409 364 970
Katy Law	Nutmeg Quilting	Thirlmere	0407 830 610
Sarah Lennon	Temora Quilter	Temora	0427 303 336
Anne McGee	Country Quilting	Bellingen	0416 079 207
Desley Maisano	Addicted to Quilts	Mount Waverley, VIC	03 9833 3320
Kay Murray	Kay and Quilting, Eastwood	Eastwood	0425 235 713
Kyeen McPherson	Kyeen Marie Quilts	Penrith	0409 637 244
Rebecca Rae	A Stitch N Line	Jindabyne	0427 011 571
Sue Rowles	Sue's Top Finish	Newtown	0413 338 763
Anne Singleton	Anne Singleton	Caringbah	02 9524 4303
Susan Smith	Susan Smith	Warragul, VIC	0402 449 306
Kay White	Kay's Quilting	Coal Point	0408 616 629
Tina Stefan	Quilting by the Beach	North Narrabeen	0414 999 724
Donna Warren	Hobbysew Top Ryde	Top Ryde	02 9877 5067
Grace Widders		Gladesville	0432 156 974

Exhibition Layout: Sydney Quilt Show 2019



Upcoming QuiltNSW events

July 2019

- Fri 5 Friday Showcase
Brenda Gael Smith
- Sat 13 Quilt Study Group
Anita Brown – Modern Quilt Movement, The Glover Cottages, 124 Kent St, Millers Point
- Sun 21 Sunday Sew-in-10am-3pm.
The Penfold Ballroom, Woodstock Community Hall, 22 Church Street, Burwood, 10 am – 3 pm
- Sat 27 Community Quilts

August 2019

- Fri 2 Friday Showcase
Isabella Klompe
- Fri 2 – Thu 29
QuiltNSW Exhibition at Embroiderers' Guild, *Art Quilts in Focus*, Gallery 76, 76 Queen St, Concord West
- Sat 3 Official Opening *Art Quilts in Focus* Exhibition at Embroiderers' Guild, Gallery 76, 2.30 pm for 3pm start
- Sat 10 General Meeting: Burwood RSL, 96 Shaftsbury Avenue Burwood. 9.30am – 3pm
Annual Market Day
Volunteers Morning Tea
- Sat 24 Community Quilts
- Sat 31 Applications - Country Tutor Program & Scholarship Program close

September 2019

- Fri 6 Entries for Suitcase Challenge Competition close
- Fri 6 Friday Showcase
Maureen Teager
- Sat 7 Quilt Study Group -Chris Timmins – How to get young people quilting", The Glover Cottages 124 Kent St, Millers Point
- Thur12, Fri 13 - Sun15
Annual Retreat at Kurri Kurri
- Sun 22 Sunday Sew-in-10am-3pm.
Don Bank Museum, 6 Napier St, North Sydney
- Fri 27 Nominations for QuiltNSW Committee close
- Sat 28 Community Quilts

October 2019

- Fri 4 Friday Showcase
Margy Syrett
- Sat 12 Annual General Meeting, unveiling Suitcase Challenge quilts and winners announced: Burwood RSL, 96 Shaftsbury Avenue Burwood. 9.30am – 3pm.
- Tue 22 Pop-up Sewing Day
My Sewing Supplies, 208 Princes Highway, Sylvania Heights
- Sat 26 Community Quilts

November 2019

- Fri 1 Friday Showcase
Member Show & Tell
- Sat 16 General Meeting: Burwood RSL, 96 Shaftsbury Avenue Burwood. 9.30am – 3pm
- Sat 23 Community Quilts

For more information, visit our website:

www.quiltnsw.com



on exhibition at Hawkesbury Regional Gallery
5 February – 4 April 2021

CALL FOR ENTRIES: Australian Textile Artists

start planning to share your artwork
large & dimensional works are welcome
think big, think bold - be adventurous!

CLOSING DATE: 2 OCTOBER 2020

Further information & Conditions of Entry
available on website now

thenewquilt@quiltnsw.com



QUILTNSW MEMBER ACTIVITIES:

- Meet and mix with a community of like-minded people who have a passion for patchwork, quilting, colour and fabric
- Attend six general meetings per year featuring demonstrations, guest speakers, shopping and hand sewing time
- Pop Up sewing days at stores across Sydney and Sunday Sew-Ins across Sydney
- Explore NSW at the annual Country Meeting
- Sew all weekend at the Annual Retreat
- Make quilts for charity
- Volunteer across a wide range of roles and activities
- Pop in Mon - Fri 10am-3pm to our office Level 5, 276 Pitt Street, Sydney

QUILTNSW MEMBER BENEFITS:

- Quarterly printed newsletter, "The Template" and monthly e-newsletter
- Borrow from an extensive library of patchwork/quilting books and magazines
- Attend workshops with local and international tutors at a discounted rate
- Get discounts at various stores across NSW just for being a member
- Access to our Scholarship program
- Country Tutor program for member groups
- Affordable Group Insurance for member groups
- Teacher Accreditation Program and Judging Education Program
- Quilt Appraisal Service and Judging Service
- Share in a Member Only Facebook Group
- Learn at Friday Showcase – a quilter's journey
- Annual themed and judged quilt challenges
- Learn at the Quilt Study Group meetings
- Enter 1 or 2 of your quilts into the members' only exhibition at the Sydney Quilt Show

EXHIBITIONS:

- Annual Sydney Quilt Show - a members' only exhibition featuring hundreds of quilts. Enjoy the Best of Australia Quilts and special displays by guest exhibitors
- Other special exhibitions including *The New Quilt 2021*. Entries close 2 October 2020

MEMBERSHIP CATEGORIES : Individual, family, junior, group and international

SIGN UP ONLINE OR AT THE MEMBERSHIP DESK TODAY!



The Quilters' Guild of NSW Inc
Level 5, 276 Pitt St Sydney NSW 2000 - 02 9283 3737
office@quiltnsw.com - www.quiltnsw.com