



Exhibition Catalogue



QuiltNSW



Sydney Quilt Show 2018
A members' exhibition



QuiltNSW Committee 2017/2018

Megan Manwaring
Robin Allan
Mandie Tyler
Susan Burston
Sandra Harvey
Chris Jurd

Exhibition Sub-Committee

Robin Allan
Anita Brown
Robyn Eves
Jane Gibson
Kaye Graham
Sandra Harvey
Rebecca Hastings
Hannah Hibbert
Kim Hough
Deborah Laurie
Megan Manwaring
Catherine Porter
Carolyn Rawson
Gail Sadleir
Robyn Shipton

Drop Off Persons

Cath Babidge	Barbara Koller
Liz Bonner	Suzanne Laird
Jill Chilton	Rhonda Langhorne
Susanne Cody	Deborah Laurie
Roslyn Davis	Megan Manwaring
Sandra Donovan	Liesel Mould
Barbara Gower	Kay Murray
Kaye Graham	Wendy Nutt
Denise Griffiths	Elizabeth Rose
Kay Haerland	Brenda Smith
Leanne Harvey	Margy Syrett
Lynn Hewitt	Maureen Teager
Judy Hogg	Sharon Thompson
Stephanie Knudsen	Jessica Wheelahan

Quilt Hoop Convenors

Bob James and Megan Manwaring

QuiltNSW

Level 5, 576 Pitt Street, Sydney NSW 2000
Tel: (02) 9283 3737 Fax: (02) 9283 3274
Email: office@quiltsw.com
www.quiltsw.com

QuiltNSW

Sydney Quilt Show: 20-24 June 2018

Table of Contents

President's Message	2
2018 Judges	4
Special Exhibitors	5
Sponsors Listing	10
Awards, Categories & Prizes	14
Best of Australia – Special Exhibit	18
Members' Exhibition Quilt Listing	19
Index of Exhibitors	35
Quilts by Category	38
Commercial Quilters	39
Exhibition Layout	40

QuiltNSW Super Raffle



Tickets \$2 each

Available from the Membership Desk

"Frederica II"

Collaborative quilt made by QuiltNSW members. Raffle quilt photography by Mike Russell

Drawn: 4pm Sunday 24th June 2018

- 1st Prize: 2018 Raffle Quilt "Frederica II" made by QuiltNSW members and valued at \$5000
- 2nd Prize: BERNINA Model 215 valued at \$1299, sponsored by BERNINA Australia Pty Ltd
- 3rd Prize: Jinny Beyer Colour Spectrum of 150 fat quarters valued at over \$1000, sponsored by Dayview Textiles Pty Ltd
- 4th Prize: Over \$1000 value of Subscriptions to Homespun and Quilters Companion, Cosy Project kits and fabric bundles, sponsored by Universal Media Company
- 5th Prize: Basket of Goodies \$360+, sponsored by The Patchwork Shop
- 6th Prize: Horn Sewing Chair valued at \$229, sponsored by Horn Australia
- 7th Prize: Basket of Goodies \$200+, sponsored by XLN Fabrics

President's Message

On behalf of QuiltNSW, welcome to our Sydney Quilt Show 2018. As a volunteer run member organisation, QuiltNSW aims to promote patchwork and quilting, to bring quilters together and to share quilting information. These aims are more relevant than ever in our fast paced, digital age – the digital connectedness providing a new forum for us to reach our members and the broader community but also giving all of us extra impetus for the need to “switch off”; to engage in a mindful activity, to be part of a community and to connect with something bespoke that speaks to personal connection. The process of quilting and the outcome of a tactile, warming quilt perfectly provides this.

The Sydney Quilt Show is our flagship event and as you can see, it is truly a celebration of quilting. It is a members' only exhibition and speaking from personal experience, it takes courage to submit your own work for public display. I warmly congratulate all members who entered their work on their courage to expose their work and their commitment to contributing to the celebration of quilting that is the Sydney Quilt Show. Without you, there would be no quilt show! In addition, we have our travelling suitcase exhibition which addressed the theme, Remember, quilts from our special exhibitors, Bob James and Anna Brown, the 8 BERNINA Best of Australia quilts from the state and territory shows in 2017, the AQC Challenge quilts, our expanded hoop display, quilt making in action in our activity centre including daily block races and much more.

First prize in our super raffle is a beautiful raffle quilt that was made by QuiltNSW members a few years ago under the leadership of the Quilt Study Group and is a reproduction of an antique quilt in the National Trust's collection. There are also six other excellent prizes provided with the generous support of our raffle sponsors, which are listed in this catalogue.

The stunning display of quilts around you is entirely put together by volunteers – members (and sometimes their family) work tirelessly for many, many months on all aspects of the show. A very heartfelt thank you to everyone who has volunteered in any way to make this all happen and to our Exhibition Secretary, Sandra Harvey, for leading such a cohesive team. It is a wonderful community to be part of. Stop by our activity centre or membership desk to learn more about QuiltNSW and how you can get involved. Every contribution, no matter how small, adds to the achievement that is QuiltNSW.

The Sydney Quilt Show would also not be the same without the support of our many sponsors. Our principal sponsors Expertise Events and BERNINA have once again provided their valuable support to make this show a success and all our sponsors make it possible for us to award generous and meaningful prizes to the award recipients. Please show your support for our sponsors as they continue to support us, a listing of which is included in this catalogue.

Welcome to our show.

Megan Manwaring, President

QuiltNSW Groups

from around NSW will be displaying their work:

Wednesday 20 th June	Blue Mountains Quilters	QuiltNSW / Tresillian Project
Thursday 21 st June	Eastwood Patchwork Quilters	Illawarra Quilters
Friday 22 nd June	Camden Country Quilters Guild	Hunters Hill Quilters
Saturday 23 rd June	Stonequarry Quilters	Eastern Suburbs Quilters
Sunday 24 th June	Sydney Modern Quilt Guild	

Sydney Quilt Show 2018 Judges

Linda Steele

Linda Steele is an accredited judge, appraiser and teacher with Victorian Quilters Inc.

She has won Best of Show in Victoria twice as well as prizes in Houston and Paducah. Linda has won Best of Australia in the World Quilt Show twice. Find out more about Linda at www.lindasteelequilts.com.

“The Bleaching” (127cm x 80cm)

Bleaching occurs when sea temperatures rise causing the coral to lose their colour and turn white. Bleached coral eventually dies and damages the entire ecosystem.

Belinda Betts

Belinda has been quilting for over 20 years, but has always been crafty. She has been longarm machine quilting professionally for about 18 years, with about 15 of those years being her main job. She has entered into many shows both nationally and internationally, including AQS Paducah. Belinda has won prizes both nationally and internationally. Her interest has been in traditional quilts and quilting, but that seems to have veered sideways into modern in the last couple of years, but she still loves the old traditional blocks and quilts.

“Data Garden” (1.7xm x 1.67cm)

An original design using EQ7. I have wanted to make this tree design for a while now, and it happened that the colours I used became seasonal which set the tone for the rest of the quilt. The newsprint fabric used in the flying geese was perfect for the idea that we spend too much time on our devices and miss the beautiful colours of the seasons. It is heavily machine quilted, freehand using rulers and templates to achieve the required shapes. Awarded the Excellence in Longarm Quilting in the 2014 Quilters Guild of NSW show, and Best of Country in the World Quilt Competition in 2015.

Sandra Lyons

Sandra had her first 'beginners quilt' class with Lynn Hewitt in 1998 just after she had arrived in Australia. By the end of that year Sandra had joined The Quilters' Guild (as it was then called) and was elected on to the committee as the Exhibition Secretary at her first meeting!

This was followed by running Friday Showcase, the Suitcase Challenge and acting as a sub-committee member of the Quilt Study Group. She also joined the Valuation team in 2005 and later became the convener. Sandra participated in the first JEPP course run in 2015 and have had the pleasure of judging a number of quilt shows.

Sandra's early quilting was based on traditional styles, with a particular interest in Applique and English Paper Piecing. Subsequently she has been interested in other textile forms and mediums and she likes to work in silks, organza, and felt enhanced with varying degrees of hand and machine stitch. Sandra loves to participate in as many workshops as she can to experience different styles and techniques.

Sandra is a member of ATASDA and the Embroiderers' Guild and the Quilters' Guild of the British Isles.

"Deconstructed Lemoncello" (100cm x 100cm)

Inspired by an image, page 113 by artist Rolina van Vliet in "Painting Abstracts - ideas, projects and techniques", Search Press, 2010. The original painting is a collage using paint and corrugated cardboard. My challenge from Bob James was to translate the image into fabric. I used hand dyed and commercial cotton fabrics, a variety of perle and silk threads, merino wool, cocoon stripings, eco dyed silk, acrylic varnish, paint.

Permission has been given by Rolina van Vliet for the images to be used and for the subsequent quilts to be displayed.

Sydney Quilt Show 2018 Special Exhibitors

Anna Brown

Anna started quilting when she moved for a time to the USA in the late 1970's and was first exposed to Amish quilts, which she loved.

Her quilting moved in the direction of art quilts as she continued and she has now won many awards and been privately collected for some years. Her inspiration comes from her local north coast NSW environment. She uses great contrast in her colours and patterns, and frequently uses raw edge reverse appliqué and hand quilting.

Anna has belonged to QuiltNSW since the 1980's; she served as Exhibition Secretary in 1989 and helped co-ordinate the New Quilt Exhibitions at the Manly Gallery and Museum for the Guild from 1991-5.

1. "Rainforest" 2004, 152cm x 237cm

I wanted to mimic the structure of the traditional 'Strippy' quilts while exploring contemporary reverse appliqué technique. The hand quilting adds another layer of texture to this piece. Machine pieced and appliquéd, reverse appliqué. Hand quilted. Commercially printed and dyed cotton and synthetic fabrics.

2. "Flora Canopy 4" 2017, 93cm x 165cm
Cotton fabric and thread. Raw edge reverse applique. Machine pieced and hand quilted.

3. "Flora Bush Blooms 2" 2012, 148cm x 91cm
The design of this quilt was developed from sketches and photographs of plants from my garden. Wool and wool blends. Wool and cotton threads. Machine pieced and appliqued. Hand quilted.

4. "Flora Bush Blooms" 2012, 76cm x 127cm
The design of this quilt was developed from sketches and photographs of plants from my garden. Cotton fabrics and thread. Machine pieced and appliqued. Hand quilted.

5. "Flora 6" 2012, 127cm x 137cm

The design of this quilt was developed from sketches and photographs of plants from my garden. Cotton fabric and thread. Machine appliquéd and pieced. Hand quilted.

6. "Flora 5" 2012, 163cm x 122cm

As always I am inspired by the Australian bush, its unique flora and foliage and with that, the importance of preservation and regeneration of native plants in their natural habitat. From photographs and sketches of grevilleas specifically, I built up a series of stylized designs, and combined a print from a woodblock.

The completed design is drawn straight onto white fabric with black fabric underneath. The design is machine stitched through both layers, and areas of white fabric are cut away exposing the black fabric and design beneath. When the whole cloth is complete, it is cut into strips and reassembled into the final piece, and then hand quilted through all layers. Cotton fabric and threads. Machine appliquéd and pieced. Hand quilted.

7. "Bushwalk Flora 4" 2010, 72cm x 118cm

This stylized image was developed from drawings and photographs collected while bushwalking. Cotton fabric and thread. Machine appliquéd and pieced. Hand quilted.

8. "Landforms #5" 2007, 88cm x 152cm

View from a boat, Hawkesbury River NSW. I continue my exploration of different landforms that make up the Australian landscape. The unique terrain of the area, and a lovely day out on a boat inspired this piece. Commercially printed and dyed cotton, silk and synthetic fabrics. Machine pieced and appliquéd. Hand quilted. Private Collection

9. "My Space" 1996, 170cm x 244cm

I continue to explore the use of simple geometric shapes and vibrant colours to achieve an Amish feel. Instead of piecing the centre squares, I formed the pattern by using reverse appliquéd squares. Cotton. Poly-cotton. Reverse appliquéd. Machine pieced and hand quilted.

10. "Oh Roy" 1992, 126cm x 144cm

This quilt was developed for the New Quilt Exhibition, "Homage to the Idol". The Pop Art culture and especially the work of Roy Lichtenstein influenced the design of this quilt. Stark geometric images, along with accents of bright colour, are used to create an illusion of movement and instability, within a simple grid pattern. Cottons, cotton blends. Reverse appliquéd, machine pieced, hand quilted.

11. "My Tropical Garden" 1991, 148cm x 148cm

I love Medallion quilts and my reverse appliquéd 'Hibiscus' needed to be framed. I added border after border using triangles and strips of fabric. I used a lot of dressmaker's samples with my favourite striped fabric. Even though the shapes are simple I like the busy look of the quilt. Cotton, cotton blends. Thai silk. Reverse appliquéd. Machine pieced. Hand quilted.

12. "Banksia" 1988, 79cm x 112cm

The inspiration for this quilt came from studying Australian Flora, and to complete a quilt for the Bicentenary year. Sadly it took another two years to complete. Cottons, cotton blends. (John Kaldor fabrics and furnishing samples). Machine pieced and hand quilted

13. "Crocodile Rock" 1984, 61cm x 60cm

I designed this cot quilt for our son Matthew. A medallion quilt, it was going to be bigger, but I ran out of puff! Cotton fabric, thread and batting. Reverse appliquéd, embroidered, hand pieced and quilted.

14. "Landforms #8" 2009, 104cm x 146cm

This piece is a result of seeing the landscape through a screen of trees. The landscape is not static, as the sun, shade, wind and clouds move across the scene, so the landforms change. Commercially printed and dyed cotton, silk and synthetic fabrics. Machine pieced and appliquéd. Hand quilted.

15. "Flora Canopy 5" 2017, 152cm x 117cm

Cotton fabric and thread. Raw edge reverse applique. Machine pieced and hand quilted.

16. "Flora Canopy 6" 2017, 106cm x 86cm

Wool crepe and wool thread. Synthetic batt. Wool blend backing. Screen prints. Machine pieced and hand quilted.

Special Exhibitor

Floor Talks:

Thursday to Sunday

Bob James 11.00-12noon

Anna Brown 12noon - 1pm

Meet The Maker:

Sugy Kim

Best of Australia Quilt 'Colourful Retina'

20 & 21 June, 2.30pm

Robert James

Bob began quilting in 2000 and joined the Quilters' Guild of NSW (now QuiltNSW) a year later. His quilts are generally abstract and frequently contain hundreds or even thousands of pieces of fabric which are foundation pieced into intricate patterns. He is very interested in colour and value, using them to great effect in his quilts. He frequently adds hand quilting to finish his works.

Bob has been exhibiting in Australia and the USA for years and has won numerous awards.

As a volunteer for QuiltNSW Bob has organised competitions and exhibitions for emerging quilters and at Hazelhurst Regional Gallery for art quilters, lectured in the Judging Education Program, helped organise the Hoop Exhibition items and been involved in Friday Showcase. He continues to teach colour theory and the principles of design at local quilt shops.

1. "Colours I Like" 2017, 90cm x 90cm

A sample design for a much larger quilt based on the "Woman in Gold" painting by Klimt. Machine pieced and quilted. Bernina 720.

2. "Abstract Patchwork #3" 2012, 218cm x 168cm. Based on a design by Dutch painter, Rolina van Vliet and colours inspired by incredible aboriginal artist, Tommy Watson. Machine pieced and quilted.

3. "Once in a Blue Moon NY" 2015, 90cm x 90cm
Second in the series "From Indigo to Silk". Foundation pieced and machine quilted. Using the backs of the indigo fabrics.

4. "A Rose by Any Other Name" 2015, 114cm x 114cm
A deconstructed rose. Foundation pieced. 10,000 pieces. Made for QuiltNSW Challenge of Red and White Quilts.

5. "Plum Elegant" 2010, 98cm x 98cm
After Pamela Ludwig. Japanese influenced. Foundation pieced. Custom quilted by Verna Horwood of Precious Heirloom Quilting.

6. "Whispers, Abstract geometrics" 2016-17, 50cm x 78cm
The Whispered Quilt Group is curated each year by Robyn Eves. They are displayed in public institutions and galleries. These two are machine pieced and quilted.

7. "Silk Collision" 2015, 40cm x 40cm
QuiltNSW Challenge. Coloured versus black and white silks. Foundation pieced and machine quilted.

8. "Central Park, NY" 2009, 180cm x 180cm
3 triangles in each 2 inch square. The gold of the Trump Towers and Central Park in Summer inspired the quilt. Machine pieced and machine quilted. Custom quilted by Verna Horwood of Precious Heirloom Quilting.

9. "At the End of the Rainbow" 2009, 190cm x 234cm
Variation of Tumbling Blocks. Colours of the spectrum to create a rainbow. Machine pieced and hand quilted.

10. "Summer in New York" 2012, 226cm x 226cm
Babylon pattern with Bargello border. Primary Triads of the Ives' Colour Wheel - magenta, turquoise and yellow. Strip machine pieced.

11. "Yashu - Rustic Beauty" 2016, 180cm x 220cm
Third in the series "Indigo to Silk" series, contrasting Japanese indigo cottons with vintage kimono silks. Machine pieced and hand quilted in the Boro style.

12. "Yum! Dolci" 2011, 166cm x 174cm
Contrasting black and white patterned fabrics with reds and blues of the "Fire Within" range. Bargello border. Foundation machine pieced. Custom quilted by Verna Horwood of Precious Heirloom Quilting.

13. "Shattered Stars" 2008, 178cm x 198cm
2 inch squares, each with 3 black triangles. Contrasting gold and red fabrics. Border foundation pieced Pineapple Stars. Machined pieced and hand quilted.

14. "Gail Shopped at Logan's Patchwork",
96cm x 96cm

Blue fabrics a Christmas present from Gail Sadleir, bought at Logan's Patchwork, as were all other fabrics. Thanks Nevin.

Foundation pieced and machine quilted.
Bernina 720.

15. "Red and Blue and Yellow Too" 2016,
190cm x 130cm

Saw a South American quilter years ago putting strips of brightly coloured fabrics together. The image stayed with me to produce this riot of colour in a Primary Triad. Strip pieced and foundation pieced. Machine pieced. Bernina 720.

16. "Tribute to Matt", 130cm x 130cm

Tribute to 28 year old Matt Campbell, super-talented British chef, who died running the London Marathon, raising money for charity, just two weeks after running the Manchester Marathon. Lost potential.

Foundation pieced, machine quilted. Bernina 720 & Q20.

17. "Florentine Pineapple Stars" 2009,
174cm x 174cm

Based on a variation of the Log Cabin pattern with a limited palette of yellow and blue on cream.

Foundation machine pieced. Custom quilted by Verna Horwood of Precious Heirloom Quilting.

Special Exhibitor

Floor Talks:

Thursday to Sunday

Bob James 11.00-12noon

Anna Brown 12noon - 1pm

Meet The Maker:

Sugy Kim

Best of Australia Quilt 'Colourful Retina'

20 & 21 June, 2.30pm

Activity Centre

The activity centre will be operating from 10.00am – 3.00pm each day of the show.

A hands-on quilting area for everyone, all ages, all genders making quilts for others with Community Quilts and QuiltNSW volunteers.

This year we will also have block races - using just four squares of fabric (supplied) we are challenging members to set the fastest time for constructing a Disappearing Pinwheel block or an Improv Star. Teams of two (one to sew and one to cut and press) will race at 11am and 2pm every day of the Sydney Quilt Show except Wednesday. The pattern is supplied; you don't have to cut a single triangle! There will be a leader board. Can you make it to the top? Block races will take place on 6 BERNINA sewing machines.

2018 Sponsor Listing

Principal Sponsors

Bernina Australia Pty Ltd

PO Box 268
Castle Hill, NSW, 1765
Email: berninamail@bernina.com.au
www.bernina.com/en-AU/Home-Australia

Contact: Greg Alexander
02 9899 1188

Expertise Events

PO Box 6053
Frenchs Forest, NSW, 2086
Email: craft@expertiseevents.com.au
www.expertiseevents.com.au/

Contact: Judy Newman
02 9452 7575

Gold Sponsors

Art N Quilting Studio

90 Sandy Beach Dr
Sandy Beach, NSW, 2456
Email: artnquiltingstudio@bigpond.com
www.artnquiltingstudio.com.au/

Contact: Sandra Kelly
02 6656 0788

Craft Depot Pty Ltd

Unit 6, 30-32 Foundry Rd
Seven Hills, NSW, 2147
Email: mac@macscrafts.com.au
www.craftdepot.com.au/

Contact: John Clegg
02 8824 1111

Dayview Textiles

Unit 7, 46-48 Jemma Rd
Prestons, NSW, 2170
Email: dayviewt@bigpond.net.au
www.dayviewtextiles.com.au/

Contact: Bill Day
02 9607 2724

Hobbysew

PO Box 4189
Marayong, NSW, 2148
Email: traceyw@hobbysew.com
www.hobbysew.com.au/

Contact: Chris Castley
02 9831 2111

Homespun

Unit 5, 6-8 Byfield Street
North Ryde, NSW, 2113
Email: cpeters@universalmagazines.com.au
www.homespun.net.au/

Contact: Chelsea Peters
02 9887 0300

Horn Australia

149 Holbrooks Rd
Underdale, SA, 5032
Email: dguidotto@horn.com.au
www.horn.com.au/

Contact: Daryl Guidotto
08 8209 2800

Material Obsession

72 Roseby St
Drummoyne, NSW, 2047
Email: info@materialobsession.com.au
www.materialobsession.com.au/

Contact: Kathy Doughty
02 9819 6455

Perivale Gutermann Pty Ltd

PO Box 62
Gordon, NSW, 2073
Email: perivale@gutermann.com.au
www.guetermann.com

Contact: Scott Gatte
02 9416 0605

Quilters Companion

Unit 5, 6-8 Byfield Street
North Ryde, NSW, 2113
Email: cpeters@universalmagazines.com.au
www.universalshop.com.au/craft-magazines/quilters-companion-magazine-subscription

Contact: Chelsea Peters
02 9887 0312

SSS Pty Ltd

PO Box 4189
Marayong, NSW, 2148
Email: michaelc@sewgroup.com
www.sewingcraft.com/index.php

Contact: Michael Castley &
Cassandra Gurling
02 9672 3888

The Patchwork Shop

Unit 14, 5B Curtis Road
Mulgrave, NSW, 2756
Email: thepatchworkshop@hotmail.com
www.thepatchworkshop.com.au

Contact: Dianne Louis &
Leonne Baker
02 4577 2490

XLN Fabrics Pty Ltd

Unit 2, 21 Binney Rd
Kings Park, NSW, 2148
Email: kerrierackley@xln.com.au
www.xln.com.au/

Contact: Kerrie Rackley
02 9621 3066

Thank you to our sponsors; their
generosity and support are much
appreciated.

Please support them in return.

Silver Sponsors

Accuquilt Contact: Di Hobbes
C/- Blessington, PO Box 254 02 8811 1900
Seven Hills, NSW, 1730
Email: Di.hobbes@singerco.com.au
www.accuquilt.com.au

Batik Oetoro Contact: Lynne Britten
3/11 Nevin Close 02 4943 8808
Gateshead, NSW, 2290
Email: sales@dyeman.com
www.dyeman.com/

Berry Quilt and Co Contact: Sharon Thompson
5/66 Albert St 02 4464 3387
Berry, NSW, 2535
Email: sharon@berryquiltandco.com.au
www.berryquiltandco.com.au/

Cottage Quiltworks Contact: Gerri Johns
Suite 4205, 4 Daydream St 02 9997 4661
Warriewood, NSW, 2104
Email: gerrijohns@optusnet.com.au
www.cottagequiltworks.com.au/

Country Quilting Contact: Anne Macgee
325 Roses Rd 02 6655 1711
Bellingen, NSW, 2453
Email: annemacgee@hotmail.com
www.countryquilting.com.au/

Down Patchwork Lane
Shop 4, 564 High St Contact: Tamara St Remy
Penrith, NSW, 2750 02 4732 3469
Email: info@downpatchworklane.com
www.downpatchworklane.com

Fabric Garden Contact Sue Miller
4/145A Kurraba Rd 0417 068 855
Neutral Bay, NSW, 2089
Email: suehiller@bigpond.com
www.fabricgarden.com.au/

Frankenstein's Fabrics Contact: Marni Franks
PO Box 99 0416 023 637
Gosford, NSW, 2250
Email: frankensteinsfabrics@hotmail.com
www.frankensteinsfabrics.com/

Gosford Sewing Machine Centre
38A William St Contact: Tony Collins
Gosford, NSW, 2250 02 43246733
Email: gosfordsewingmachinecentre@hotmail.com
www.gosfordsewingmachinecentre.com.au

Marilyn's Patchwork Corner
20 Wason St Contact: Marilyn Stewart
Ulladulla, NSW, 2539 02 4455 4229
Email: patchwork@shoalhaven.net.au
www.facebook.com/Marilyns-Patchwork-Corner/

Mid Coast Fabrics Online
32 Mahogany Cres Contact: Jennifer Sperring
Yarravel, NSW, 2440 02 6583 3257
Email: mcfabricsonline@bigpond.com
www.facebook.com/midcoastfabricsonline/

Misty Threads Contact: Meg Owen
40 Hickory St 02 6657 1200
Dorrigo, NSW, 2453
Email: mistythreads@hotmail.com
www.mistythreads.com.au

Mr Ian Grieve Contact: Ian Grieve
1/24 Stanley Street 02 9488 9237
St Ives, NSW, 2075
Email: igrieve@bigpond.com

My Sewing Supplies Contact: Ian & Bernadette
136-138 Oak Rd Hoy
Kirrawee, NSW, 2235 02 9542 3513
Email: info@mysewingsupplies.com.au
www.mysewingsupplies.com.au/

Patched and Pieced Contact: Leesa Evans
Unit 6, 4 Dulmison Ave 02 4355 4400
Wyong, NSW, 2259
Email: patchedpieced@gmail.com
www.patchedandpieced.com.au/

Quilt NSW Contact: Office
Level 5, 296 Pitt St 02 9283 3737
Sydney, NSW, 2000
Email: office@quiltsw.com
www.quiltsw.com/

Quiltsmith Contact: Melinda Smith
75 Nelson St 02 9550 4947
Annandale, NSW, 2038
Email: quiltsmith@ozemail.com.au
www.quiltsmith.com.au

Sew Can I Contact: Karen Stewart
Shop 3, 21 Lavin Cres 02 9623 4570
Werrington County, NSW, 2747
Email: sewcani@yahoo.com.au
www.sewcani.com.au/

Sydney Modern Quilt Guild
0431 506 051 Contact: Anita Brown
Email: brownyols@hotmail.com
www.sydneymqg.com.au

The Remnant Warehouse
494 Botany Road Contact: Joe Hambour
Alexandria, NSW, 2015 02 9698 7855
Email: joe@theremnantwarehouse.com.au
www.theremnantwarehouse.com.au/

The Strawberry Thief (Liberty)
0400 933 902 Contact: Robyn Shapiro
Email: robyn@thestrawberrythief.com.au
www.thestrawberrythief.com.au/

Bronze Sponsors

BeBe Bold Contact: Jane McDonald
25 Elton St 02 6621 9188
Lismore, NSW, 2480
Email: bebebold@bigpond.com
www.bebebold.com/

Bowerbird Fabrics Contact: Nick Wilson
19 Moore St 0432 903 920
Morningside, QLD, 4170
Email: nick@bowerbirdfabrics.com
www.bowerbirdfabrics.com.au/

Can Do Books Contact: Stephanie Reekie
PO Box 46 1300 308 261
Hawthorn, VIC, 3122
Email: stephanie@candobooks.com.au
www.candobooks.com.au/

Caroline Sharkey Contact: Caroline Sharkey
42 Pilot St 0422 056 119
Urunga, NSW, 2455
Email: csharkey@westnet.com.au
www.textileartworkshopsonline.com/

Charles Parsons Pty Ltd
PO Box 400 Contact: Melea Fordyce
Thomastown, VIC, 3074 03 9380 3600
Email: mfordyce@charlesparsons.com.au
www.charlesparsons.com/

Chris Timmins Contact: Chris Timmins
136 Fry Street 02 6642 1173
Grafton, NSW, 2460
Email: christimmins6@bigpond.com
www.christimmins.com/

Cotton on Creations
PO Box 318 Contact: Alan & Margaret Linklater
Blackheath, NSW, 2785 02 6359 3056
Email: cottononcreations@bigpond.com.au
www.cottononcreations.com.au/

Daylightman Contact: Trevor Robertson
PO Box 418 02 6285 4252
Curtin, ACT, 2605
Email: trevor@scissorsman.com.au
www.daylightman.com.au/

Deborah Louie Contact: Deborah Louie
98 Georges River Cres 0414 406 009
Oyster Bay, NSW, 2225
Email: deborah@deborahlouie.com.au
www.deborahlouie.com.au

Dyed and Gone to Heaven
23 Fred St Contact: Lisa Walton
Lewisham, NSW, 2049 02 9560 7625
Email: lisa@dyledheaven.com
www.lisawaltonartist.com/

Fortunes and Fairies Contact: Leanne
Shop 8, 285-289 Windsor St Masters
Richmond, NSW, 2753 02 4578 1650
Email: fortunesandfairies@outlook.com
www.fortunesandfairies.com/

J H Bonwick & Co Contact: John Bonwick
109 Russell St 02 4735 4070
Emu Plains, NSW, 2750
Email: jhbonwick@pnc.com.au
www.bonwick.com.au/

Kate Quilts Contact: Kate Haydon Cruchley
25 Peppercorn Pl 0411 414 099
Horningssea, NSW, 2171
Email: katequilts@yahoo.com.au
www.katequilts.com/

Leutenegger Pty Ltd Contact: Kathy Karras
Level 2, 68-72 Waterloo Rd 02 8046 4100 extn 1
Macquarie Park, NSW, 2113
Email: kathyk@leutenegger.com.au
www.leutenegger.com.au/

Lloyd Curzon Textiles Contact: Tim Myers
PO Box 2042 08 8362 2451
Kent Town, SA, 5071
Email: tmyers@lcurzon.com.au
www.lcurzon.com.au/

Logan's Patchwork Fabrics
Unit 6, 111 Moore St Contact: Margaret Kirkby
Leichhardt, NSW, 2040 02 9550 9119
Email: logans@patchworkfabrics.com.au
www.patchworkfabrics.com.au/

Lyn's Fine Needlework Contact: Jeanette Latta
Unit 2, 9 Seven Hills Rd 02 9686 2325
Baulkham Hills, NSW, 2153
Email: sales@lynfineneedlework.com.au
www.lynfineneedlework.com.au/

Maree St Clair Quilts Contact: Maree St Clair
0429 393 757
Email: maree@mareestclair.com.au
www.mareestclair.com.au

Material Girls Down Under
24/2 Sugar House Road Contact: Maru Soto
Canterbury, NSW, 2193 02 9789 564
Email: maru@materialgirlsdownunder.com
www.materialgirlsdownunder.com/

Matilda's Own at Victorian Textiles
2-6 Redwood Drive Contact: Ryan Cole
Dingley Village, VIC, 3172 03 9555 1115
Email: ryan@victoriantextiles.com.au
www.victoriantextiles.com.au/

Maytime Designs

14 Seaview St Contact: Stephanie Reed
 Lynton, SA, 5062 08 8277 4072
 Email: maytime@bigbutton.com.au

MiniJumbuk Nu-Wool Wadding

182 Cavan Rd Contact: Sue Mitchell
 Gepps Cross, SA, 5094 08 8349 0200
 Email: smichell@qualityalways.com
 www.minijumbuk.com.au/

Misty Mountain Getaway Contact: Chris Timmins
 C/- C Timmins & Carolyn Hubert
 136 Fry Street 02 6642 1173
 Grafton, NSW, 2460
 Email: christimmins6@bigpond.com
 www.mistymountaingetaway.com/

Morning Star Quilting Contact: Sharon French
 1 Passage Rd 02 4332 0133
 Bateau Bay, NSW, 2261
 Email: m-star@bigpond.net.au
 www.morningstarquilting.com.au/

Olfa Contact: Jen Lynch
 Rokset Industries,
 16-20 Ragless St 08 8179 8613
 St Marys, SA, 5042
 Email: jlynch@rokset.com.au
 www.olfa.co.jp/en/index.html

Patchwork Mariko Japan
 0415 648 582 Contact: Dai & Helen
 Email: quiltmariko@gmail.com
 www.marikojapan@ocnk.net

Patchwork Plus Contact: Lorraine Downey
 7-15 Jackson Ave 02 9540 2786
 Miranda, NSW, 2228
 Email: patchworkplus@y7mail.com
 www.patchworkplus.com.au/

Pieces to Treasure Contact: Jenelle Kent
 701 The Scenic Rd 02 4381 2337
 Macmasters Beach, NSW, 2251
 Email: enquiries@piecestotreasure.com.au
 www.piecestotreasure.com.au/

PK Fabrics Pty Ltd Contact: Patrick Keogh
 Unit 16/26 Burrows Rd 02 9557 2022
 St Peters, NSW, 2044
 Email: Skeogh@PKFabrics.com.au
 www.pkfabrics.com.au/

Scissorsman Contact: Trevor Robertson
 PO Box 418 02 6285 4252
 Curtin, ACT, 2605
 Email: trevor@scissorsman.com.au
 www.scissorsman.com.au/

Sew Many Stitches Contact: Judy Rudd
 147 Queen St 02 4628 4437
 Campbelltown, NSW, 2560
 Email: sewstitches@bigpond.com
 www.sewmanystitches.com.au

Studio Mio

PO Box 257 Contact: Mio Fujita
 02 9417 0867
 Frenches Forest, NSW, 1640
 Email: mio@qhtextiles.com
 www.studiomio.com.au/

Sue's Top Finish Contact: Sue Rowles
 157 Denison St 02 9519 5907
 Camperdown, NSW, 2050
 Email: suesquilting@hotmail.com

The Bay Window Contact: Heather Buck
 74 Dauncey St 08 8553 2740
 Kingsgate, SA, 5223
 Email: heather@bay-window.com.au
 www.bay-window.com.au/

The Crafty Hive Contact: Angela McGrath
 3/69 National Ave 02 9542 3298
 Loftus, NSW, 2232
 Email: angela@thecraftyhive.com.au
 www.thecraftyhive.com.au/

The Home Patch Contact: Anni Downs
 Cnr Durham & Stewart St 02 6331 0969
 Bathurst, NSW, 2795
 Email: anni@hatchedandpatched.com.au
 www.homepatch.com.au/

The Stitcher's Cupboard
 4A/20 Argyle St Contact: Kathy Venbeers
 Camden, NSW, 2570 02 4655 8348
 Email: sales@thestitcherscupboard.com.au
 www.thestitcherscupboard.com.au/

Wabi-Sabi Designs Contact: Shuji Yamazaki
 PO Box 565 0408 177 344
 Dickson, ACT, 2602
 Email: wabi-sabidesigns@grapevine.net.au
 www.wabi-sabi.com.au/

Thank you to our sponsors; their
 generosity and support are much
 appreciated.

Please support them in return.

2018 Special Awards & Prizes

SPECIAL AWARDS

BERNINA 'BEST of SHOW'

'Bernina 720QE' Sewing Machine valued at \$4499
AQC Package valued at \$2000
Proudly sponsored by BERNINA Australia Pty Ltd

BERNINA AMATEUR ENCOURAGEMENT AWARD

'Bernina 215' Sewing Machine valued at \$1,299
Proudly sponsored by BERNINA Australia Pty Ltd

BEST HAND MADE AWARD

\$150 Prize *Sponsored by The Home Patch*
\$150 Voucher *Sponsored by Pieces to Treasure*
\$150 Product Prize *Sponsored by Maytime*

BERNINA SECONDARY STUDENT AWARD

'Bernette Oxford' Sewing Machine valued at \$699
Proudly sponsored by BERNINA Australia Pty Ltd

BEST TRADITIONAL QUILT (Amateur)

\$500 Voucher *Sponsored by The Patchwork Shop*

BEST TRADITIONAL QUILT (Professional)

\$300 Prize *Sponsored by Perivale Gutermann*
\$150 Product Prize *Sponsored by Scissorman*
\$50 Voucher *Sponsored by Remnant Warehouse*

BEST CONTEMPORARY QUILT (Amateur)

\$500 Voucher *Sponsored by Quiltsmith*

BEST CONTEMPORARY QUILT (Professional)

\$500 Prize & Voucher
Sponsored by Material Obsession

BEST USE of COLOUR

\$300 Voucher *Sponsored by Material Obsession*
Wadding pack *Sponsored by MiniJumbuk Nu-Wool Wadding*

EXCELLENCE IN QUILTING AWARDS

NARELLE GRIEVE HAND QUILTING AWARD (Amateur)

Previous recipients are not eligible.
\$300 Prize *Sponsored by Mr Ian Grieve, Trophy, Sponsored by QuiltNSW,*
Wadding pack, *Sponsored by MiniJumbuk Nu-Wool Wadding*

HAND QUILTING AWARD (Open)

\$300 Prize & Voucher *Sponsored by Patch & Pieced*
\$150 Prize *Sponsored by Leutenegger*

STATIONARY MACHINE QUILTING AWARD (Amateur)

\$300 Prize *Sponsored by Perivale Gutermann*
\$100 Product Prize *Sponsored by Olfa*
Wadding pack *Sponsored by MiniJumbuk Nu-Wool Wadding*

STATIONARY MACHINE QUILTING AWARD (Professional)

\$800 Voucher
Sponsored by Horn Australia

MOVEABLE QUILTING AWARD (Open)

\$300 Prize *Sponsored by Perivale Gutermann*
\$150 Product Prize *Sponsored by Daylightman*

SPONSOR AWARDS

BEST USE of DYES and PIGMENTS

\$300 Voucher *Sponsored by Batik Oetoro*
Wadding pack *Sponsored by MiniJumbuk Nu-Wool Wadding*

OTHER AWARDS & PRIZES

VIEWERS' CHOICE

1st Prize: \$200 Product Prize *Sponsored by Mid coast Fabrics Online*
2nd Prize: \$200 Product Prize *Sponsored by Dyed and Gone to Heaven and Wadding Pack*
Sponsored by MiniJumbuk Nu-Wool Wadding

HANGERS' PRIZE - Quilt maker and Volunteer

For each, an original artwork sponsored by Caroline Sharkey

DAILY DRAWS

VOLUNTEER

12 month subscription to Quilters Companion
Sponsored by Universal Media Co
Fat Quarter Pack *sponsored by Charles Parsons*

VISITORS

Prize 1: \$50 voucher and \$50 product pack
sponsored by Logan's Patchwork Fabric
Prize 2: 12 month subscription to Homespun Magazine
sponsored by Universal Media Co

AMATEUR CATEGORY AWARDS

1.1. PIECED QUILT – Large

For predominantly pieced quilts including geometric piecing, improvisational piecing, foundation piecing and English paper piecing.

- 1st Prize:** \$1000 Jinny Beyer Pack sponsored by Dayview Textiles
2nd Prize: \$300 Fabric Pack sponsored by Lloyd Curzon Textiles, \$250 Voucher sponsored by Accuquilt
3rd Prize: \$125 voucher sponsored by Hobbysew, Wadding Pack sponsored by MiniJumbuk Nu-Wool Wadding

2. APPLIQUÉ QUILT

For predominantly appliquéd quilts. (No set percentage for appliqué coverage.) Min size 40 x 40 cm/Max size 290 x 290 cm

- 1st Prize:** \$1000 Jinny Beyer Pack sponsored by Dayview Textiles
2nd Prize: \$150 prize sponsored by Deb Louis, \$150 Voucher sponsored by Maree St Clair, Fat Quarter Pack sponsored by Charles Parsons
3rd Prize: Fat Quarter Pack sponsored by Charles Parsons and Wadding Pack sponsored by MiniJumbuk Nu-Wool Wadding

4. OTHER TECHNIQUES

For quilts where the main technique is not piecing or appliqué. Includes wholecloth, stencilling, embroidery, crazy quilting, embellishment, painting and fabric manipulation. Min size 40 x 40 cm/Max size 290 x 290 cm

- 1st Prize:** \$250 prize sponsored by Cottage Quilt Works, \$200 voucher sponsored by Art 'n' Quilting, \$50 voucher sponsored by Remnant Warehouse
2nd Prize: \$150 voucher sponsored by Cottage Quilt Works, \$150 voucher sponsored by Patchwork Mariko Japan
3rd Prize: Fat Quarter Pack sponsored by Charles Parsons and Wadding Pack sponsored by MiniJumbuk Nu-Wool Wadding

5.1. ENTRANT'S QUILT TOP (Large) QUILTED by ANOTHER

The quilter must be a member of QuiltNSW; the quilting may have been done by hand, domestic sewing machine, frame-mounted machine, long-arm machine or computer aided stitching. The focus is on the quilt top. Max size 290 x 290 cm

- 1st Prize:** \$150 prize and \$150 voucher sponsored by Sew Can I, \$200 voucher sponsored by Art 'n' Quilting
2nd Prize: \$200 voucher sponsored by Marilyn's Patchwork Corner, \$150 voucher sponsored by Country Quilting
3rd Prize: \$125 voucher sponsored by Hobbysew, Wadding Pack sponsored by MiniJumbuk Nu-Wool Wadding

1.2. PIECED QUILT – Small

For predominantly pieced quilts including geometric piecing, improvisational piecing, foundation piecing and English paper piecing.

- 1st Prize:** \$1000 Jinny Beyer Pack sponsored by Dayview Textiles
2nd Prize: \$300 Fabric Pack sponsored by Lloyd Curzon Textiles, \$250 Voucher sponsored by Accuquilt
3rd Prize: \$125 voucher sponsored by Hobbysew, Wadding Pack sponsored by MiniJumbuk Nu-Wool Wadding

3. COMBINED PIECED & APPLIQUÉ QUILT

For quilts that are a combination of both appliqué and piecing. Min size 40 x 40 cm/Max size 290 x 290 cm

- 1st Prize:** \$1000 Jinny Beyer Pack sponsored by Dayview Textiles
2nd Prize: \$200 voucher sponsored by Craft Depot, \$200 Voucher sponsored by JH Bonwick
3rd Prize: \$125 voucher sponsored by Hobbysew and Wadding Pack sponsored by MiniJumbuk Nu-Wool Wadding

5.2. ENTRANT'S QUILT TOP (Small) QUILTED by ANOTHER

The quilter must be a member of QuiltNSW; the quilting may have been done by hand, domestic sewing machine, frame-mounted machine, long-arm machine or computer aided stitching. The focus is on the quilt top.

- 1st Prize:** \$150 prize and \$150 voucher sponsored by Sew Can I, \$200 voucher sponsored by Art 'n' Quilting
2nd Prize: \$200 voucher sponsored by Marilyn's Patchwork Corner, \$150 voucher sponsored by Country Quilting
3rd Prize: \$125 voucher sponsored by Hobbysew, Wadding Pack sponsored by MiniJumbuk Nu-Wool Wadding

**Thank you to our sponsors; their generosity and support are much appreciated.
Please support them in return.**

PROFESSIONAL CATEGORY AWARDS

6. PIECED QUILT

For predominantly pieced quilts including geometric piecing, improvisational piecing, foundation piecing and English paper piecing. Min size 40 x 40 cm/Max size 290 x 290 cm

- 1st Prize:** \$500 prize sponsored by Homespun
2nd Prize: \$150 voucher sponsored by The Bay Window, \$250 product sponsored by Matilda's Own at Victorian Textiles
3rd Prize: \$150 voucher sponsored by Hobbysew and Wadding Pack sponsored by MiniJumbuk Nu-Wool Wadding

8. COMBINED PIECED & APPLIQUÉ QUILT

For quilts that are a combination of both appliqué and piecing.

Min size 40 x 40 cm/Max size 290 x 290 cm

- 1st Prize:** \$600 prize sponsored by XLN Fabrics
2nd Prize: \$150 prize sponsored by The Stitcher's Cupboard, \$250 product sponsored by Matilda's Own at Victorian Textiles
3rd Prize: \$150 voucher sponsored by Hobbysew, Wadding Pack sponsored by MiniJumbuk Nu-Wool Wadding

10. ENTRANT'S QUILT TOP QUILTED by ANOTHER

The quilter must be a member of QuiltNSW; the quilting may have been done by hand, domestic sewing machine, frame-mounted machine, long-arm machine or computer aided stitching. The focus is on the quilt top. Max size 290 x 290 cm

- 1st Prize:** \$500 prize sponsored by Quilters Companion
2nd Prize: \$200 voucher sponsored by The Crafty Hive, \$150 voucher sponsored by Sue's Top Finish, \$200 product prize sponsored by Studio Mio
3rd Prize: \$150 voucher sponsored by Hobbysew, Wadding Pack sponsored by MiniJumbuk Nu-Wool Wadding

7. APPLIQUÉ QUILT

For predominantly appliquéd quilts. (There is no set percentage for appliquéd coverage. Min size 40 x 40 cm/Max size 290 x 290 cm

- 1st Prize:** \$600 prize sponsored by Expertise Events
2nd Prize: \$150 voucher sponsored by Kate Quilts, \$250 product sponsored by Matilda's Own at Victorian Textiles
3rd Prize: \$150 voucher sponsored by Lyn's Fine Needlecraft and Wadding Pack sponsored by MiniJumbuk Nu-Wool Wadding

9. OTHER TECHNIQUES

For quilts where the main technique is not piecing or appliqué. Includes wholecloth, stencilling, embroidery, crazy quilting, embellishment, painting and fabric manipulation.

Min size 40 x 40 cm/Max size 290 x 290 cm

- 1st Prize:** \$1100 Thread Chest sponsored by SSS
2nd Prize: \$250 Thread Chest sponsored by SSS, \$250 product sponsored by Matilda's Own at Victorian Textiles
3rd Prize: \$250 Thread Chest sponsored by SSS, Wadding Pack sponsored by MiniJumbuk Nu-Wool Wadding

OPEN CATEGORY AWARDS

11. MINIATURE

May be either scaled down patterns or your own original design, including postcards. Max perimeter 200 cm

- 1st Prize:** \$200 cash sponsored by Patchwork Plus, \$200 voucher sponsored by Craft Depot, \$50 voucher sponsored by Remnant Warehouse

13. ART QUILT

To be an original design other than a pictorial quilt (Category 14), made predominantly of fabric comprised of at least 2 full layers stitched together. Max size 290cm any one side

- 1st Prize:** \$150 prize & \$100 voucher sponsored by My Sewing Supplies, \$250 prize sponsored by QuiltNSW
2nd Prize: \$150 voucher sponsored by Cotton On Creations, \$150 voucher sponsored by Be Be Bold, Wadding Pack sponsored by MiniJumbuk Nu-Wool Wadding
3rd Prize: Fat Quarter Pack sponsored by Charles Parsons, Wadding Pack sponsored by MiniJumbuk Nu-Wool Wadding

12. COVERLET

Two layers only with or without some form of stitches through the layers. Max size 290 x 290 cm

- 1st Prize:** \$200 prize sponsored by Mid Coast Fabrics Online, \$300 voucher sponsored by The Strawberry Thief

14. PICTORIAL QUILT

To be an original design depicting a person, place or thing in representational form made predominantly of fabric comprised of at least 2 full layers stitched together. Max size 290cm any one side

- 1st Prize:** \$150 prize & \$100 voucher sponsored by My Sewing Supplies, \$250 prize sponsored by QuiltNSW
2nd Prize: \$200 voucher sponsored by Frankenstein Fabrics, \$150 voucher sponsored by Wabi Sabi, Wadding Pack sponsored by MiniJumbuk Nu-Wool Wadding
3rd Prize: Fat Quarter Pack sponsored by Charles Parsons and Wadding Pack sponsored by MiniJumbuk Nu-Wool Wadding

OPEN CATEGORY AWARDS cont'd

15. MODERN

Must include one or more of the following characteristics: the use of bold colours and prints, high contrast and graphic areas of solid colour, improvisational piecing, minimalism, expansive negative space, asymmetry and alternate grid work. Includes 'Modern traditionalism', quilt designs incorporating the use of an identifiable traditional block pattern and updated by applying modern quilt characteristics such as alternate grid work, asymmetry, and negative space. Max size 290 x 290 cm

1st Prize: \$500 prize and annual membership sponsored by Sydney Modern Quilt Guild

2nd Prize: \$400 voucher sponsored by Berry Quilt & Co.

3rd Prize: \$200 product prize sponsored by Material Girls Down Under, Wadding Pack sponsored by MiniJumbuk Nu-Wool Wadding

16. TWO PERSON COLLABORATIVE QUILT

Both must be members of QuiltNSW, unless the second person has died or cannot be identified. The quilt must be the makers' own work including piecing, quilting and binding.

Max size 290 x 290 cm

1st Prize: \$300 voucher sponsored by Craft Depot, \$200 voucher sponsored by Fortune & Fairies, \$50 voucher sponsored by Remnant Warehouse

2nd Prize: \$200 voucher sponsored by Art N Quilting Studio, \$150 voucher sponsored by Bowerbird Fabrics

3rd Prize: Fat Quarter Pack sponsored by Charles Parsons, Wadding Pack sponsored by MiniJumbuk Nu-Wool Wadding

17. GROUP/COLLABORATIVE QUILT

To be made by three or more people. Includes friendship quilts. At least one person must be a member of QuiltNSW. Groups that hold group membership of QuiltNSW may enter a quilt under the group's name. Max size 290 X 290 cm

1st Prize: \$300 voucher sponsored by Craft Depot, \$150 voucher sponsored by Sew Many Stitches, \$50 voucher sponsored by Remnant Warehouse

2nd Prize: \$200 voucher sponsored by Art 'n' Quilting, \$50 voucher sponsored by Remnant Warehouse, \$100 product prize sponsored by Olfa

3rd Prize: Fat Quarter Pack sponsored by Charles Parsons, Wadding Pack sponsored by MiniJumbuk Nu-Wool Wadding

JUNIOR CATEGORY AWARDS

18. JUNIOR MEMBER A (Up to Year 6)

Maximum size 290 x 290 cm Free Entry

1st Prize: \$75 voucher sponsored by Fabric Garden, \$100 Fabric Pack sponsored by PK Fabrics, \$50 voucher sponsored by Can Do Books

2nd Prize: \$35 voucher sponsored by Fabric Garden, \$100 Fabric Pack sponsored by PK Fabrics, \$50 voucher sponsored by Can Do Books

3rd Prize: \$100 Fabric Pack sponsored by PK Fabrics, Wadding Pack sponsored by MiniJumbuk Nu-Wool Wadding

19. JUNIOR MEMBER B (Years 7 - 12, Including Year 12 Work from 2016)

Maximum size 290 x 290 cm Free Entry

1st Prize: \$125 voucher sponsored by Fabric Garden, \$100 Fabric Pack sponsored by PK Fabrics, \$100 product sponsored by Olfa

2nd Prize: \$65 voucher sponsored by Fabric Garden, \$100 Fabric Pack sponsored by PK Fabrics, \$50 voucher sponsored by Can Do Books

3rd Prize: \$100 Fabric Pack sponsored by PK Fabrics, Wadding Pack sponsored by MiniJumbuk Nu-Wool Wadding

SOUTHERN STARS

The special themed category **Southern Stars** is open to individuals, groups, juniors and entrant's quilt top quilted by another. Traditional, contemporary, modern and art quilts welcome!

Minimum size 120x120cm: Maximum size 180x180cm

1st Prize: Bernina Best of Southern Stars, Bernina 215 Sewing Machine valued at \$1,299

2nd Prize: \$300 voucher sponsored by Misty Threads, \$200 voucher sponsored by Misty Mountains Getaway, \$100 product sponsored by Olfa

3rd Prize: \$250 voucher sponsored by Morning Star, \$220 voucher sponsored by Gosford Sewing Machine Centre

4th Prize: \$150 voucher sponsored by Down Patchwork Lane, \$220 voucher sponsored by Gosford Sewing Machine Centre

5th Prize: \$150 voucher sponsored by Down Patchwork Lane

Special Exhibit – Best of Australia

Sponsored by BERNINA Australia

A special display presenting Prize winning quilts that delight and inspire



Best of Australia and Best of Show VIC

“Colourful Retina” by Sugy Kim

Best of Show TAS
“Deconstructed Doilies”
Katherine Jones

Best of Show WA
“Bird is the Word”
Tracey Bareli

Best of Show ACT
“Iggy”
Bronwyn Hill

Best of Show NSW
“Star Link”
Pamela Brockwell

Best of Show QLD
“Obama”
Nick Wilson

Best of Show SA
“The Innocent”
Adriana Newton

Best of Show NT
“Town & Country Darwin to Alice”
Annie Radomski

Members' Exhibition Quilt Listing

1. Hall, Alvena West Lakes, SA
 "Moontide: Woman Mourns Her Hair" 90 x 76cm
Art Quilt

A first sketch made in 1998 records the time of the first full-scale hair loss, but recent loss has no explanation: the Celestial Forces hold one's fate blindly not kindly. We the grieving and afflicted hide away, rage, and smash mirrors.

Design Source: Moon photo by Luc Viatour

2. Reinhard, Susan Putta Bucca, NSW
 "Lea's Leaves" 36 x 31cm
Miniature

Tiny 1930's scraps left over from a friend's project were too pretty to discard so they became the little leaves on this quilt. Delicate hand quilting accentuates the colourful leaves.

3. Day, Judy Lindfield, NSW
 "Miniature Oak Leaves" 41 x 32cm
Miniature

Inspired by the red and white quilts which became very popular between the 1880's and 1920's, this mini was made entirely with Liberty Lawns. Hand appliquéd and hand quilted.

4. Gibson, Jane Epping, NSW
 "Scaled Down" 45 x 40cm
Miniature

I had so much fun with Chris Jurd's "Strippy Sampler" in the class last year that I decided to see if I could make it in miniature. This is quarter scale. Picking the scaled down fabrics to use was quite a challenge. Thank you, Chris.

Design Source: Strippy Sampler by Chris Jurd

5. Cardie, Jan CAMDEN, NSW
 "Lucy in Miniature" 44 x 44cm
Miniature

I am running out of time to make large quilts of every design so it is miniatures that are being produced now.

Design Source: Design by Lucy Boston

7. Henderson, Neroli St Kilda, VIC
 "Bound" 28 x 28cm
Pictorial Quilt

We often stay when we should leave, be this in bad relationships, unfulfilling jobs, or other aspects of life. Our self-imposed inability to move on affects our quality of life and our ability to help others around us. Own photo, silk, thread.

8. Smith, Melinda Glebe, NSW
 "B Street" 51 x 51cm
Modern

My play with red and white improv.

9. Govey, Salley Spit Junction, NSW
 "Go to Sleep Willy" 55 x 90cm
Pictorial Quilt

Grandson William is both an Owl lover and a "naughty" sleeper so I designed this for his wall from my own drawings. All fabrics, embellishments, threads, etc were in my stash. Cashmere slacks from Vinnies used as background.

10. Scott, Pam TAREE, NSW
 "William & May's Garden" 84 x 84cm
Entrant's Top Quilted by Another - Professional

Designed by Michele Hill for workshop AQC 2015. 23 different sketched flower designs by William & May Morris. Machine appliquéd and then placed on point. Quilted by a close friend - hand guided design specific for the quilt on an A1 long arm machine.

Design Source: Design by Michele Hill

Machine Quilted by: Tonia Brooks, Malanda Quilting

11. Tramontana, Di Hazelbrook, NSW
 "The Last Dandelion" 66 x 66cm
Pictorial Quilt

Design inspired by photograph of my granddaughter. A statement about climate change - even a dandelion needs an agent to spread its seed; in this case, a small child.

12. Davies, Petal Faulconbridge, NSW
 "Emily Gap NT" 83 x 95cm
Pictorial Quilt

My inspiration came from photos I took in Alice Springs. This is my expression of Emily Gap. Techniques used are machine embroidery, dimensional appliquéd, soluble fabric work and bobbin work. Fabrics are cotton, scrim, tulle, threads.

13. Stewart, Tracie Pimpama, QLD
 "Zebra Art" 66 x 66cm
Pictorial Quilt

I was asked by the editor of Australian Patchwork and Quilting to make an Art version of my original zebra. So I created "Zebra Art" which has a steampunk twist. 26 inch square, with layered appliquéd, machine appliquéd and quilted, with embellishments.

14. Walton, Lisa Lewisham, NSW
"Another Long Night" 65 x 94cm
Art Quilt

I don't sleep. Many hours of the night I lie awake watching the digital clock tick over. Sometimes I doze off and am excited when significant time has passed but usually it is so slow. This quilt is of my eye and the bags under in the morning.

15. Crouch, Linda Doncaster, VIC
"Feathers and Pearls" 60 x 60cm
Other Techniques - Professional

Wholecloth design, based on circles of pearls, and feather quilting designs.

16. Eves, Robyn Woronora, NSW
"Rock Pool Reflections" 71 x 66cm
Other Techniques - Amateur

This work is based on personal photos and observations of rock pools on the South Coast of NSW. It is heavily machine and hand stitched, beaded and with manipulated surface textiles.

17. Browne, Janet Illawong, NSW
"Rock Hopping" 58 x 65cm
Other Techniques - Amateur

Wandering around the rockpools at Mallacoota, Victoria is one of my greatest pleasures. Colourful shells, seaweeds and Patiriella Calcar (Eight-Armed Seastar) are abundant. This quilt evolved from photographs I took in November 2017.

18. Daly, Amanda Kenthurst, NSW
"Winter" 57 x 85cm
Pictorial Quilt

One out of series of four quilts depicting the four seasons. This one is Winter.

19. Aaron, Danuta ROSE BAY, NSW
"The Rose" 54 x 54cm
Pieced Quilt, Small - Amateur

"The Rose" was inspired by RachaelDaisy in a class I attended, and I mainly used scrap fabric and it is hanging in my sewing room.

Design Source:Class by RachaelDaisy

20. Lowder, Marilyn Engadine, NSW
"C" is for Cheyne" 72 x 72cm
Pieced Quilt - Professional

The design represents what my children mean to me. They light up my life with a rainbow of colours. I made a similar one for each child with the glorious fabrics Shelia Alexander hand dyed for me. This quilt is for my youngest son, Cheyne.

Design Source:Pattern by Heather Thomas Montano

21. Gordon, Carolynne Lilyfield, NSW
"Heart and Soul" 90 x 90cm
Art Quilt

Compiled using leftover scrap fabric and thread and manipulated to form a heart. The scraps are loose and quilted into place sandwiched between a cotton background and layer of netting on top. The quilt illustrates the complexities of our heart and soul -

22. Gunn, Caroline Colyton, NSW
"Look Beyond the Paw" 88 x 88cm
Pictorial Quilt

Traditional, modern, bright and individual.

I love that if I say to you 'Kangaroo Paw' you could think about both Australian flora and fauna. My idea was to create a quilt that is as interesting close up as it is from afar.

What do you see?

23. Psarras, Julie Drouin, VIC
"The Nectar Inspectors" 100 x 100cm
Appliqué Quilt - Professional

Inspired by my first encounter with hummingbirds in the USA, "The Nectar Inspectors" depicts the relentless and mesmerising pursuit these amazing acrobatic birds perform, in the pursuit of their next tasty meal.

24. Brown, Anna Bungwahl, NSW
"Reflections#4: Mangrove" 102 x 109cm
Art Quilt

Flickering images, light and shadows flash over the surface of the water as wind and currents move through the mangroves.

25. Dennis, Sue Sunnybank, QLD
"Il Vaso con Fiori" 98 x 83cm
Pictorial Quilt

Inspired by the techniques of watercolour and monotype this expressive work [The Vase with Flowers] seeks to capture the joy of working with dye and paint on wet fabric.

26. Firth, Dianne Turner, ACT
"Floating" 90 x 106cm
Other Techniques - Professional

"Floating" is a wool wholecloth quilt with machine stitching and applied pigment. The design has several inspirations: bubbles on water; a group of islands; and raking patterns in a Japanese stone garden.

27. Cuthbertson, Robyn Lower Plenty, VIC
"Toffee Apple" 98 x 98cm

Other Techniques - Professional

The motifs in this design were inspired by a wrought iron fence in Melbourne and were incorporated using a design technique learnt from Helen Stubbings. The colours in the quilt had me craving toffee apples while I was making it- hence the title!

28. Haerland, Kay Green Point, NSW
"Flow" 100 x 100cm

Art Quilt

I wanted to use my sense of movement, form and colour to express "FLOW", while leaving the viewers free to make their own final interpretation. I hand painted the background, and used lace, cheesecloth, satin, organza and cording.

29. Lapanun, Suvimon Bangkok, Overseas
"Nok Ted" 99 x 102cm

Combined Pieced & Appliqué Quilt - Amateur

Nok Ted is a beautiful mythical bird from Himmaphan, Thai folk tale. It's one of my favourite characters since I was a child. I'm inspired by the story and I love quilting, therefore I combined these two together and created an artwork.

Design Source: Drawing by Thanee Sang Eiw

30. Godden, Helen Latham, ACT
"Rhythm" 100 x 100cm

Pictorial Quilt

Original design, hand painted with dye on cotton. Free motion quilted in alternating repetitious patterns representing the beat of the music, the rhythmic movement of his hand and the pulse of the guitar player, entranced by his own Rhythm.

31. Henderson, Neroli St Kilda, VIC
"Breathe" 94 x 60cm

Pictorial Quilt

I took this photo of Romi in the You Yangs, Victoria. I've photoshopped to increase clarity when printed onto fine silk. Stitching in ultra fine 100wt thread adds texture to the image without covering it up. Metal transfer foil adds slivers of light.

32. Hardaker, Judith Rouse Hill, NSW
"Wild & Woolley" 71 x 183cm

Entrant's Quilt Top Small, Quilted by Another - Amateur

"Wild & Woolley" was designed by Val Moore and background was quilted by Sue Olma. Working with pure wool felt and blanketing was very addictive. It was made as a bed runner so designed a further six blocks along with half hexagons.

Design Source: Design by Val Moore

Machine Quilted by: Sue Olma, So She Quilts

33. Daly, Amanda Kenthurst, NSW
"Flannel Flower" 86 x 54cm

Pictorial Quilt

I'm obsessed with Flannel Flowers, they grow wild on our bushland block and they feature largely in my quilt designs.

34. Zammit, Dianne Narara, NSW
"Bush Brilliance" 103 x 82cm

Other Techniques - Amateur

I am inspired by the colours and shapes of Australian wildflowers. A workshop by Wendy Duffy enabled me to explore thread painting, raw edge appliqué, Inktense, and free motion quilting to represent these beauties.

Design Source: Australian Wild Flowers by Wendy Duffy

35. Chay, Nanette Wilberforce, NSW
"Colours of Australia" 102 x 122cm

Art Quilt

I designed a quilt to reflect my travels around Australia. The orange of Central Australia out to the aqua of the seas. The free machine quilting represents the corrugated roads of The Outback and the waves on the coast.

36. Wilson, Lindy Thornleigh, NSW
"Australia: Land, Sea, Sky" 72 x 110cm

Art Quilt

In "Australia: Land, Sea, Sky" my aim is to showcase the varied colours of sea, sky and sunburnt land: hand-dyed cotton fabric, deconstructed screen printed cotton fabric, recycled denim and painted and distressed tyvek.

37. McGrath, Robyn Forster, NSW
"In Summer Strip: Failford Road" 53 x 39cm

Pictorial Quilt

This quilt is a representation of native eucalypts shedding their bark in early summer. The location is Failford Road leading to Forster NSW. Local photos were taken and used as a basis. I enjoy the colours and shine of the under bark each year.

38. Vermeulen, Wendy Crescent Head, NSW
"Memories of Africa" 76 x 50cm

Combined Pieced & Appliqué Quilt - Amateur

I began this in a Helen Godden workshop. It languished in a cupboard until I returned from a holiday in Africa, which gave me the impetus to complete it as a memory of the safaris and magnificent giraffes we saw.

Design Source: Workshop with Helen Godden

39. Parker, Lorraine BUTTABA, NSW
"Bribie Revisited" 85 x 84cm
Pictorial Quilt

A pictorial softer landscape is placed in the foreground with pelicans and debris. The banksia flower and the seed head spill over the borders. A painted sunset is in the background with the tall trees and path linking the whole.

40. Willis, Lyall West Ryde, NSW
"Waterlily Pond with Turtle and Lizards" 46 x 66cm
Other Techniques - Amateur

Inspiration from natural waterlily ponds in Australia's countryside, dead logs and fungi and rock shelves after rain producing moss to develop the design. Look inside the flowers to recreate the 3D aspect, including turtles, lizards and spider web.

41. Wood, Kathy KIRRAWEE, NSW
"Spring" 92 x 69cm
Art Quilt

Based on a design by my husband Robert Wood. Cotton fabric dyed at home using Drimarene-K. Commercial bias tape and ric-rac braid. Polyester batting.

Design Source: Design by Robert Wood

42. Stuart, Louise Woodford, NSW
"Kintai Bridge" 89 x 88cm
Pictorial Quilt

After visiting this amazing bridge at Iwakuni in Japan I was keen to replicate it in fabric. Built in 1673, it spans the Nishiki River and is built of timber and stone. The name Kintai means gold brocade sash, a lovely description for a lovely bridge.

43. Hine, Bernardine Palmview, QLD
"Cabbage Whites" 69 x 67cm
Pictorial Quilt

A fallow farm paddock in my street was the backdrop for the dandelions standing tall on their long stalks, happily feeding the cabbage white butterflies with their delicate white wings. I enjoyed recreating them in as accurate detail as I could.

44. Adamson, Julie Mill Park, VIC
"Victorian Lace" 82 x 83cm
Appliqué Quilt - Professional

This quilt is based on a traditional stencil design. Once the quilt was completed, it reminded me of iron lacework. Hand needle-turned and hand quilted. No glues or stabilisers used in the construction.

Design Source: 2,286 Traditional Stencil Designs by H Roessing, Dover Publications 1991

45. Sargo, Denise South Hurstville, NSW
"Laughter Down Under" 90 x 90cm
Other Techniques - Amateur

Kookaburras are my favourite Australian bird with their distinct laughing sound which can be heard throughout the Australian bushland.

46. Rundle, Jane Wakerley, QLD
"Mandala" 93 x 93cm
Other Techniques - Professional

Machine quilted mandala. Using many different threads, and my new Bernina rulers, this quilt was an absolute joy to work on.

47. West, Laura-Mae Willow Tree, NSW
"Land of the Extinct" 90 x 90cm
Pictorial Quilt

Banksias and eucalyptus were used to dye the background fabric, which was then machine quilted and hand embellished. The result is an asymmetrical, unique piece of work much like the Australian environment, anything but formal and ordered.

48. Sargo, Denise South Hurstville, NSW
"A Stolen Moment" 100 x 100cm
Other Techniques - Amateur

It was a wonderful personal challenge to interpret the painting in sheer fabrics, whilst still keeping the light yet colour rich feel it portrays.

Design Source: Inspired by T Heukelom from the book Painting Abstracts by Rolina Van Vliet

49. Middleton, Heather GyMEA, NSW
"Abandonment" 68 x 97cm
Art Quilt

Inspired by image by abstract artist Rolina Van Vliet (permission given). Hand pieced and hand quilted. Great workshop on abstract art with Bob James.

Design Source: Inspired by YV Rooijen from the book Painting Abstracts by Rolina Van Vliet

50. Boland, Donna Yowie Bay, NSW
"Resisted Rising" 100 x 100cm
Art Quilt

This quilt is my response to a Rolina Van Vliet artwork created in a Bob James' class. Apart from the black, fabrics are hand dyed using Shibori techniques. The backing is ice dyed. The lines are improvised pieced and intentionally irregular.

Design Source: Inspired by the book, Painting Abstracts by Rolina Van Vliet

51. Fagan, Denise Eastwood, NSW
"From Old to New" 100 x 100cm
Art Quilt

This quilt was my last work made for Bob James' Abstract Art Class, 2017. Bob gave me an inspiration piece which followed a set of loose rules. (Collage, integrate, diagonal, colourful.) I followed the rules rather than the painting. Very challenging!

Design Source: Inspired by JV Treuren from the book Painting Abstracts by Rolina Van Vliet

52. de Vanny, Sue Greenvale, VIC
"On Reflections - Capetown Harbour Fenders" 60 x 88cm

Other Techniques - Professional

Inspired by the photo I took whilst in Capetown, South Africa. Our hotel room window overlooked the harbour and I couldn't take my eyes off these fenders.

53. Hewitt, Lynn CARINGBAH, NSW
"Rock Face" 100 x 100cm
Art Quilt

Inspired by an artwork in "Painting Abstracts" by Rolina Van Vliet. Completed after an "Abstract Design" course with Bob James. Machine appliquéd and quilted.

Design Source: Inspired by the book, Painting Abstracts by Rolina Van Vliet

54. Gower, Barbara The Oaks, NSW
"Kyoto by Night" 151 x 98cm
Art Quilt

The memory of lanterns hanging outside restaurants after a recent trip to Japan and an old traditional block 'Japanese Lantern' inspired this quilt. Using vintage Kimono silks collected in Japan was a joy. Machine pieced, hand embroidered and quilted.

55. Pratt, Kerrin The Oaks, NSW
"Celebrate the Language of Quilts" 125 x 125cm
Pieced Quilt, Small - Amateur

I saw an antique selvedge quilt on my travels in Pennsylvania, USA and was inspired to try something similar myself. Generous quilting friends helped me collect the selvedges. The names became a real fascination and spoke so much about the fabric design.

56. Macfarlane, Bridget Lower Hutt, Overseas
"Winter Sunset at Makara" 146 x 102cm
Modern

I had been experimenting with hand dyeing fabric and dyed these gradient colours to represent a winter sunset at the wild and beautiful Wellington beach of Makara. The dense, wavy quilting represents the crashing waves.

57. Brodie, Trudy Killara, NSW
"Silk Gardens" 145 x 90cm
Coverlet

This long-term project began with unwanted Chinese silk doilies and silk samples. Fabrics include gifts from friends' collections, dressmaking remnants and quilt show purchases. All silk fabrics, English paper piecing by hand, sewn with silk threads.

58. James, Robert WOOLLOOWARE, NSW
"Soaring into Sunlight" 124 x 124cm
Pictorial Quilt

I feed birds every day. Birds should not be caged, except for conservational purposes. Birds should be free to fly and soar.

59. Boland, Donna Yowie Bay, NSW
"Rusted Fusion" 141 x 116cm
Combined Pieced & Appliquéd Quilt - Amateur

This quilt is an experiment combining traditional construction techniques with non-traditional fabric. It features my hand dyed rust fabric in conjunction with a Japanese indigo fabric.

Design Source: Japanese Taupe Quilt Blocks by Susan Briscoe

60. Barton, Tonia Scone, NSW
"Join the Dots" 138 x 110cm
Combined Pieced & Appliquéd Quilt - Amateur

I loved this quilt in Louisa L. Smith's "Double Vision Quilts" book. After a visit to the Tokyo International Quilt Festival this year I was amazed how appliquéd and embellishment can lift a quilt.

Design Source: Ova Nova by Louisa L Smith

61. Nutt, Wendy LemonTree Passage, NSW
"Rock Concert at Crowdy Head" 138 x 92cm
Art Quilt

A fun scene at Crowdy Head on the NSW coast. I enjoyed the quirkiness of these cairns (rock stacks) and imagined the sculptors in their bright swimming costumes stacking them amongst the coastal grasses and rocks.

62. Denham, Lorna Cardiff Heights, NSW
"The First Day of Christmas Quilt" 123 x 123cm
Two Person Collaborative Quilt

I am a fan of Susan Smith, and spotted this quilt in an Australian Homespun magazine in 2011. Progress was slow, but it was eventually machine quilted in 2017 and the hand quilting added in 2018.

Design Source: Design by Susan Smith

63. Lindsay, Susan Ermington, NSW
"Woolly Bitz" 138 x 86cm
Entrant's Quilt Top Small, Quilted by Another - Amateur

This quilt is mostly wool appliqué on wool hexagons, with designs from many places and things that mean a lot to me. It was then attached to a quilted background; lots of fun to do.

Design Source: Inspired by a workshop by Val Moore

Machine Quilted by: Kay Murray, Kay and Quilting

64. Wilson, Heather NEUTRAL BAY, NSW
"Let's Fly Away" 122 x 122cm
Entrant's Quilt Top Small, Quilted by Another - Amateur

The butterfly dominates the quilt by sitting on a plain grey background. This allows the viewer's attention to be drawn into the beauty of the form, colour and intricacy of its wings.

Design Source: Ikat Moth from Quilt with Tula & Angela by Tula Pink & Angela Walters

Machine Quilted by: Christy Wang, Quilting Treasures

65. Frazer, Jan Elwood, VIC
"Herding Cats" 118 x 143cm
Other Techniques - Professional

A study in unseeing eyes over the centuries. Over 50 Superior and Madeira embroidery and metallic threads were used to machine stitch the cats. Machine quilting was done using King Tut quilting thread. The eyes are hand embroidered.

Design Source: Panel designed by Reece Scannell

66. Corbett, Charmian LEURA, NSW
"Elephants of India" 135 x 85cm
Other Techniques - Professional

For me, the colours of "Elephants of India" represent this country. These colours have combined with appliquéd elephants and KANTHA embroidery stitching used for quilting. Domestic machine quilting has been used in the ditch.

67. Harding, Julie Sawtell, NSW
"Japanese Flavour" 134 x 56cm
Art Quilt

"Japanese Flavour" uses vintage silks and wool. Samples are appliquéd into place. White hand stitching links areas, replicating the circular shape on the kimono silk. Machine quilted simple lines represent Japanese raked gravel gardens.

68. Campbell, Eileen Kew, VIC
"Bugs and Friends" 127 x 118cm
Appliqué Quilt - Professional

These are all real bugs and butterflies but great liberty has been taken with their colouring in most cases. A fun way to showcase them.

69. Sharkey, Caroline Urunga, NSW
"The Never-Never" 116 x 35cm
Art Quilt

"The Never-Never" refers to remoter parts of the Australian Outback.

Colour-Texture-Pattern. The Australian desert landscape will always be part of my Art Practice and chopping up fabric to create 'The Paint' to mix & lay down onto new surfaces.

70. Murray, Kay Eastwood, NSW
"Journey" 105 x 66cm
Art Quilt

As we travelled through Europe to reach Nordkapp Norway, I collected textile memorabilia. The quilt was laid out and appliquéd on the bed of our cruise ship cabin. My husband and I had fun searching for little bits and pieces to include.

71. Smith, Brenda Gael Copacabana, NSW
"Thrive!" 106 x 113cm
Modern

Celebrating the other-worldly beauty of the matchstick bromeliad.

72. Taylor, Elizabeth Hamilton, NSW
"Mystical Parrots" 108 x 100cm
Pictorial Quilt

Quilt is based on a photo taken by my son of a parrot and I challenged myself to use a variety of different techniques. There are approximately 130 raw edge appliqué leaves using a variety of edging styles and 60 diamond shapes to form the trunk.

73. Orr, Meg EPPING, NSW
"Cascading Windows" 127 x 92cm
Combined Pieced & Appliqué Quilt - Professional

This non-traditional Cathedral Window quilt is the result of playing with the usual square shape for the last 20 years. Not so hard to do and a lot of fun. Made with a mix of machine sewing and hand appliqué.

74. Inoue, Kiyo TOKYO 1750092, Overseas
"Colour Magic" 112 x 96cm
Pieced Quilt, Small - Amateur

To obtain a producing tool of an artistic work having abstractive expression for enabling a colour sence shape - recognising ability to develop easily with making a quilt.

75. Louie, Deborah Oyster bay, NSW
"Dad's Dahlia" 107 x 105cm
Modern

My dad loved his dahlias, bold and bright in his garden. So to honour him, a bold strong quilt. Machine decorative stitch appliquéd, trapunto sketch appliquéd, trapunto and grid quilted. All made on my Bernina 770. Book and kit available on my website.

76. Griffiths, Denise Shellharbour, NSW
"Bowl of Brushes" 113 x 91cm
Other Techniques - Professional

I wanted to highlight the native bottlebrush flowers by using a simple shape as the design and strong contrast thread, satin stitch around edges. The tiered spot background just sets it off.

77. Massie, Daphne VAUCLUSE, NSW
"Sudoku" 116 x 116cm
Pieced Quilt, Small - Amateur

Follows a solved Sudoku with 9 fabrics replacing the 9 numbers. Was to have been "Sudoku 1" but I found it difficult, so it's Sudoku one and only!

78. Wallace, Margaret BEGA, NSW
"Heatwave" 117 x 99cm
Art Quilt

"Heatwave" - first in a series on the 'colours' of the weather. The colour red and the vertical border 'Flame' quilting lines are indicative of our summers.

79. Pratt, Kerrin The Oaks, NSW
"A Button for Your Thoughts" 118 x 115cm
Two Person Collaborative Quilt

Inspired by "Aunt Clara's Quilt" circa 1800's. I used silks, satins and embroidery to create my version. The centre features a piece of antique crazy patchwork sourced in the USA. I added antique buttons from my grandmother's collection to tie the quilt.

Design Source:Inspired by Aunt Clara's Quilt, circa 1800's

80. McPadden, Joy Ocean Grove, VIC
"Saving Grace" 122 x 82cm
Pictorial Quilt

"Saving Grace" was created directly onto silk, moving it around freely under my machine, like drawing. The shading in pencil for its gentle warmth in times of need, with bursts of coloured thread for encouragement, like a supportive net.

81. Bird, Lynne Winston Hills, NSW
"Fractured Bamboo" 126 x 110cm
Entrant's Quilt Top Small, Quilted by Another - Amateur

My inspiration came from book "9-Patch Pizzazz" by Judy Sisneros, borrowed from Jeanette a fellow member of Rosemount Quilters. I had the perfect panel to reinvent loosely accordingly to the instructions. Yet again, colour choice was a learning curve.

Design Source:9-Patch Pizzazz by Judy Sisneros
Machine Quilted by: Sue Olma, So She Quilts

82. Keneally, Jane Gladesville, NSW
"A Lonely Duck" 128 x 100cm
Modern

Several years ago, a friend brought me back this duck from her travels in America and it sat on my design wall. A grandson's prompting made me take it to a class and with the help of some other wonderfully creative women, the duck was able to shine!

Design Source:Intuitive Colour and Design by Jean Wels,

Improv Patchwork by Maria Shell, Class with Kathy Doughty

83. Harradine, Colleen Collombatti, NSW
"Proceed with Caution" 130 x 90cm
Art Quilt

Animals are hit and killed on our roads all the time. Please SLOW DOWN.

NB. No animals were killed to make this quilt - their deaths were unrelated to the process.

84. Knudsen, Stephanie St Ives, NSW
"Red Letter Day" 131 x 99cm
Modern

Are we losing the handwritten letter? Will our triumphs and failures be forgotten? How can our lives be handed on to the next generation?

Letters to my mother.

Improvisational piecing of upholstery fabric, linen and cotton. Machine quilted.

85. Wright, Elspeth Homebush, NSW
"Under a Tree" 64 x 47cm
Junior Member A (up to Year 6)

I love my quilt because I got to find cool fabrics in my mother's stash which helped me make a tree. I appliquéd circles and shapes on my quilt. My mother (Kathy Thorncraft) assisted with rotary cutting, glueing seams and basting.

86. Lewis, Caesar Medowie, NSW
"Working Farm" 100 x 50cm
Junior Member A (up to Year 6)

I did every stitch of this quilt myself; mum videos and photographs me doing it to show people. I did quilt-as-you-go after doing the appliqué using my sister's machine. I machine stitched the binding on. I wanted to make it look like a sunset on a farm.

87. Wright, Elspeth Homebush, NSW
"Meow" 107 x 87cm
Junior Member A (up to Year 6)

The cats are Halloween cats and they sometimes look scary. My mother (Kathy Thorncraft) helped me make this quilt by cutting, glueing my seams, and basting. But all the sewing is done by me.

Design Source: Basic Cat Block by Elizabeth Hartman

88. Waite, Oliver Grafton, NSW
"Swim Little Fishies" 90 x 90cm
Junior Member A (up to Year 6)

This quilt is made with blocks consisting of corner squares and half square triangles to form a fish shape.

89. Waite, Eli Grafton, NSW
"Antarctic Adventure" 75 x 100cm
Junior Member A (up to Year 6)

Inspired by the movie Ice Age to make a quilt including many animals from the Antarctic. Fabrics layered and printed photos layered and machine quilted under tulle. Machine quilted on a Brother sewing machine.

90. Lambie, Nickel Nambucca Heads, NSW
"Colourful Butterflies" 150 x 125cm
Junior Member A (up to Year 6)

Each butterfly is made using five 2.5" strips of one colour light to dark. The grey background makes the colourful butterflies pop out. Machine quilted by myself on a longarm quilting machine.

Design Source: Francis Firefly by Elizabeth Hartman

91. Lewis, Scarlett Medowie, NSW
"Rainbow Sunrise" 164 x 164cm
Junior Member A (up to Year 6)

I have stitched every stitch of this quilt myself; piecing, appliqué, quilting and even the binding. My mum takes photos and videos so people can see me doing it. Mum cut my pieces at the start then the rest is up to me. I quilted it on a longarm.

92. Ellem, Paige Grafton, NSW
"Funky Petals" 110 x 110cm
Junior Member B (Year 7-12)

Various brightly patterned materials were used to create a circular pattern. Each petal is machine appliquéd on to a light material and placed to form a circle. A contrasting border is added and the quilt is finished with a hand-sewn binding.

93. Hebb, Charlotte Glenmore Park, NSW
"Eggs Don't Bounce" 188 x 141cm
Junior Member A (up to Year 6)

This memorial quilt was made in memory of my Pop who passed away recently. Everything in this quilt reminds me of him from the materials to the design. Poppy was my world and this is OUR world in a quilt.

94. Rake, Maddison Grafton, NSW
"Aqua Hues" 180 x 203cm
Junior Member B (Year 7-12)

This design is based on the H Block technique where the colour aqua is showcased against plain black fabric. The design is centred around a wide black and aqua border which is finished with a handsewn aqua binding.

95. Cook, Jackson Armidale, NSW
"Tumbling Down" 210 x 210cm
Junior Member B (Year 7-12)

For this quilt I have used fabrics that represent happiness and cheer.

Design Source: Snow Globes by Tula Pink

96. Hannah, Haley Grafton, NSW
"Family Memories" 200 x 180cm
Junior Member B (Year 7-12)

A family quilt that displays different types of fabric manipulation (features Suffolk puffs, smocking, pleating, gathering, tucks, lace appliqué, free motion embroidery) as well as photo to fabric the quilt is quilted as you go.

97. Ditchfield, Georgia Coonamble, NSW
"Chook Scraps" 210 x 185cm
Display Only

I was inspired to make this quilt from my Mum's scrap pile. I started by joining scraps until it grew. When her friends came to visit some gave me their scraps to add to my growing quilt as well. I enjoyed making this quilt over my school holidays.

Machine Quilted by: Betty Field, Betty Field

98. Marshall, Gabby Grafton, NSW
"Blue Petals" 110 x 110cm
Junior Member B (Year 7-12)

Various blue patterned materials were used to create a circular pattern. Each petal is machine appliquéd on to a light material and placed to form a circle. A contrasting border is added and the quilt is finished with a hand-sewn binding.

99. Winters, Kashaan Grafton, NSW
"Light Shades" 160 x 160cm
Junior Member B (Year 7-12)

Various shades and prints of black and white create this 10 1/2 inch patch which form a contemporary design. One black and one contrasting border joined on the bias with various shades of black and white fabric finish this quilt.

101. Hoswell, Emily Tongarra, NSW
"Cupcake with Sprinkles" 133 x 98cm
Junior Member B (Year 7-12)

This was my first attempt at making a quilt. I made heaps of mistakes and Mum and I spent many hours "back sewing" (unpicking). It has taken years, but I can now sew in a straight line, use a sewing machine and stitch on binding! I love my quilt!

Design Source: Hill and Dale by Judy Hansen and Annalisa Contos

102. Cook, Jackson Armidale, NSW
"Quincy" 110 x 90cm
Junior Member B (Year 7-12)

For this quilt I was inspired by elephants bathing themselves in water, but all elephants are brown and muddy so why not add colour to their world. This is where "Quincy" started. I wanted to create my version of an elephant.

103. Parkinson, Bryn Helensburgh, NSW
"Trip to the Zoo" 100 x 79cm
Junior Member B (Year 7-12)

Shapes were made using the "GO" dies. By using the shapes I was able to make lots of different animals for my quilt.

Design Source: Talk to the Animals by VStitchDesignsGO

104. Carota, Laurelinda PORT MACQUARIE, NSW
"Sydney Beauty" 76 x 150cm
Junior Member B (Year 7-12)

"Sydney Beauty" is my own design, executed for my Year 12 Textiles Major Project. Inspired by the Sydney Harbour Bridge, elements featuring pylon, arch, span, bolts, train tracks, roads & foreshore suburbs. It is also a tribute to the Art Deco period.

105. Willis, Lyall West Ryde, NSW
"Flower Garden and Critters" 68 x 68cm
Appliqué Quilt - Amateur

This wall hanging was inspired by the Hand Embroidered Appliqué Wool Felt Quilts; interpreting that style of quilt by developing techniques using the sewing machine and bobbinwork, then creating the insects and bugs, always with a spider web.

106. Hockey, Ele Barrack Heights, NSW
"Fractured Flower" 92 x 92cm
Other Techniques - Amateur

Flower petals spaced so they appear to float. Bridal tulle with sparkle used as overlay, so illusion that flower floats. Petals embellished with threads, freehand quilting on background.

107. Nicholls-Thomson, Sharon Far Meadow, NSW
"Bedrock" 90 x 66cm
Art Quilt

I've made a few landscapes in the last few years and this one is a small study made while thinking about what lies beneath. It includes fabric I've hand painted.

108. Pearce, Pamela Balgownie, NSW
"Passionflower & Honeypot Ants" 90 x 90cm
Pictorial Quilt

An image of an Australian native passionfruit flower and leaves twining around a ghost gum tree in the Australian bush. Honeypot ants are drinking the flower nectar.

109. Middleton, Heather Gymea, NSW
"Pretty Pieces" 187 x 183cm
Pieced Quilt, Large - Amateur

I loved this fabric by Chong A Hwang and the quilt just evolved round by round. The Feathered Star is a design by Kazuko Wada. Other inspirations came from every workshop, book or quilting conversation I have had.

Design Source: Honouring the Seasons by Takako Onoyama

110. Butler, Gary Figtree, NSW
"With These Hands" 178 x 178cm
Modern

Jen Kingwell's "Delilah" TOM seemed like the perfect way to learn how to hand piece for the first time and make a quilt at the same time. Throw in some first time fussy cutting, a limited palette and here is my non-scrappy version of a scrappy quilt.

Design Source:Delilah by Jen Kingwell

111. Reinhard, Susan Putta Bucca, NSW
"A Star of My Own" 144 x 144cm
Pieced Quilt, Small - Amateur

Inspired by the desire to own an antique star quilt of my own, I started piecing red and white diamonds which grew into a beautiful star. The off-white fabric and hand quilting add to the aged look and feel of the quilt.

112. Mormanis, Christina BONDI, NSW
"Supernova" 150 x 150cm
Entrant's Quilt Top Small, Quilted by Another - Amateur

Lone Star concept.

Design Source:Quick & Easy Quilts by Lynne Goldsworthy

Machine Quilted by: Rebecca Rae, A Stitch N Line

113. Spinners and Textile Art Guild, Inc, Central Coast Handweavers, EAST GOSFORD, NSW
"Moonlight Reflections" 172 x 137cm
Group/Collaborative Quilt

This is a quilt of contrast. The vibrant jewel colours of the Japanese fabrics make an eye-catching scene, with the lilies in the bonsai dish adding tranquility. The moonlight and stars enhance the lovely lily flowers at night.

Design Source:Lovely Lilies from Easy Mix and Match Machine Paper Piecing by Carol Doak

114. Matter, Françoise Springwood, NSW
"Twinkle, Twinkle Little Scraps" 134 x 134cm
Pieced Quilt, Small - Amateur

This was a good way to use up some scraps, consolidate my paper foundation piecing technique and the design appealed to me. I added a few more star blocks than the design. A lovely quilt to pop over your knees on a cold night.

Design Source:Dos Stars by Bobbie Aug and Sharon Newman

115. Serong, Chris ESSENDON, VIC
"Charity Wheels" 135 x 134cm
Entrant's Top Quilted by Another - Professional

Foundation pieced using the freezer paper method; this sunflower pattern is one of my favourites, fun and quick to make. This block is in the public domain. I love the machine quilting Desley has done; it is beautiful.

Machine Quilted by: Desley Maisano, Addicted To Quilts

116. Russell, Pam CONCORD WEST, NSW
"Aloha Star" 135 x 135cm
Pieced Quilt, Small - Amateur

My son gave me 8 fat quarters after a trip to Hawaii. I have used them in this quilt from Angela Walters' Midnight Quilt Show. A challenge with limited fabric and colour!

Design Source:Pattern by Angela Walters

117. Wise, Glenda BALGOWNIE, NSW
"Stars for Daphne" 148 x 139cm
Two Person Collaborative Quilt

I decided to rescue an unfinished top from my friend Daphne Krampe's stash. She passed away a number of years ago but was a long-time member of the QuiltNSW.

Design Source:Creative Curves Ellipse ruler by Virginia A Walton

118. Perry, Anne Avalon Beach, NSW
"Seeing Stars" 185 x 144cm
Pieced Quilt, Small - Amateur

My 237 stars evolved from "Star a Day" by Karen Styles. I loved the fussy cutting, the hand piecing and the sharing of fabrics from my quilting friends.

Design Source:Star-A-Day by Karen Styles

119. Sperring, Jennifer Yarravel, NSW
"Glacier Star" 152 x 152cm
Entrant's Top Quilted by Another - Professional

This was my first project to become a Certified Instructor for Quiltworx. It was the first quilt designed to be taught by Judy's Certified Instructor Program. It incorporates a wide range of Judy's techniques to be taught by her Certified Instructors.

Design Source:Design by Judy Niemeyer

Machine Quilted by: Kerry Desmond, Florabella Quilting

120. Serong, Chris ESSENDON, VIC
"Brunswick Star" 159 x 156cm
Two Person Collaborative Quilt

Foundation pieced using the freezer paper method; stars are always popular with patchworkers. When these blocks are put together a secondary pattern is formed. This block is in the public domain.

121. Martin, Maureen PENNANT HILLS, NSW
"Fussy Hexagons" 183 x 185cm
Pieced Quilt, Large - Amateur

Enjoyed fussy cutting main fabric to create new designs. Influenced by Millefiori quilts. All hand pieced and quilted.

122. Southern Quilters Finishing School Bexley, NSW
"We are the Southern Stars" 192 x 169cm
Group/Collaborative Quilt

Southern Stars was the perfect challenge for members of the Southern Quilters Finishing School. We decided to make face blocks, and with inspiration from mamacjt.blogspot.com each member created and quilted her own block. Quilt-as-you-go technique.

123. McGrory, Susan Lurnea, NSW
"Summer Showers" 65 x 55cm
Art Quilt

"Summer Showers" is my interpretation of Cappiello's poster "Parapluie Revel" which I recently purchased. It is hand painted in acrylic paint on cotton fabric and free motion quilted in polyester thread.

Design Source:Poster Parapluie Revel by Cappiello 1922

124. Day, Judy Lindfield, NSW
"Starry Skies" 115 x 100cm
Pieced Quilt - Professional

Starting with 96 X 3inch Ohio Star blocks which were hand pieced in 2011, the quilt remained a UFO until last year when friends persuaded me to finish it. It is hand quilted with overall Baptist Fans, a favourite quilting design of mine.

125. Line, Yvonne LEUMEAH, NSW
"Star Galaxies" 90 x 110cm
Art Quilt

Imaginary Galaxies of stars, playing with different materials and machine applications. Stars made by embellishing machine then sewn onto a wool base. Overlay with machine embroidery. Hand-sewn stars and embellishments.

126. Legrand, Megan Enmore, NSW
"Ohio Star Variation" 53 x 53cm
Modern

This design spoke to me because of my recent fixation on desert lifestyle and landscapes. I enjoy using traditional methods and working with two solid colours to create something minimal and refined.

Design Source:101 Fabulous Rotary-Cut Quilts by Judy Hopkins & Nancy J Martin

127. Davis, Jennifer Waitara, NSW
"Constellations" 217 x 217cm
Pieced Quilt, Large - Amateur

Making a Lone Star has always been my goal, but without urgency - until I discovered the Broken Star. That was a quilt I had to begin immediately. Like all my favourites, it's hand quilted. What's your favourite constellation? It might be in here...

128. Haddrill, Denise Werrington, NSW
"Gravity in Batik" 234 x 236cm
Entrant's Quilt Top Large, Quilted by Another - Amateur

This quilt is the design "Gravity" by Jaybird Quilts. I used batiks in my quilt to add depth and movement. The design challenges the use of colour, tone and value. The quilt was custom quilted to further highlight the designs.

Design Source:Gravity by Jaybird Quilts

Machinist Quilted by: Norma Bradley, a1craft and quilting

129. Camden Country Quilters' Guild CAMDEN, NSW
"We Are All Stars" 207 x 200cm
Group/Collaborative Quilt

Multi-coloured string pieced 60° triangles, arranged in star pattern on a black background. Made in a working bee by the members of the guild.

Design Source:Old quilt history books - traditional pieced 600 triangle scrap quilt

130. Fenwick, Janet Singleton, NSW
"Stars at Sea" 218 x 172cm
Pieced Quilt, Large - Amateur

"Stars at Sea" is a scrap quilt in greens and black using a traditional block. All hand pieced and quilted. Made for my grandson.

131. Yip, Marjory Cobbity, NSW
"Seeing Stars" 200 x 200cm
Pieced Quilt, Large - Amateur

Quilt started with Michelle Marvig at AQC 2017 but could not find the background I wanted. Discovered it all along in my stash. Great workshop! Thank you Michelle.

Design Source:Midori Float by Michelle Marvig

132. Cashman, Rae Burleigh Waters, QLD
"Stairway to the Stars" 206 x 180cm
Entrant's Top Quilted by Another - Professional

This is a Kansas City Star Pattern, first published in 1931, and the quilt was called "Stepping Stones" by its maker, hence the name of my quilt.

Design Source:Star Quilts II, Kansas City Star Books

Machine Quilted by: Cathy Davies, Quilt Studio

133. Singleton, Anne CARINGBAH SOUTH, NSW
"What Direction?" 193 x 193cm
Pieced Quilt - Professional

In September 2015 I joined Michelle Marvig's class to learn the technique for foundation piecing. The block was the traditional Mariner's Compass and this is my version.

Design Source:Oriental Directions by Michelle Marvig

134. Donovan, Sandra Tennyson Point, NSW
"A Star is Born" 193 x 152cm
Group/Collaborative Quilt

This quilt is for my 11 yr old granddaughter Eleanor Donovan who loves to sing in the Australian Girls Choir as a member of one of their special performance groups. The girls in my friendship group contributed some of the star and other blocks.

135. Williams, Yvonne WALLAROO, NSW
"It Started with a Star" 195 x 144cm
Pieced Quilt - Professional

The four corner blocks of the quilt make a star, which was used in the first row to complete a row of stars. The following rows were made by rotating the four parts into different patterns. It was interesting to see the resulting patterns evolve.

136. Crump, Lyn Withcott, QLD
"Feathered Siever" 195 x 195cm
Pieced Quilt - Professional

I challenged myself to step outside my comfort zone and use only Kona Cotton solids, in my fifth Feathered Star quilt. Contemporary interpretation of a traditional block. 1,777 half square triangles with the quilting then providing another layer.

137. McDonald, Margaret Bendigo, VIC
"Galaxy" 208 x 188cm
Two Person Collaborative Quilt

Simply a single shape unit [60 degree diamond] repeated across the top based on so many different tops that we have been inspired by over the years. This time Starburst got to the top of the options of what will we work on next.

138. Sperring, Jennifer Yarravel, NSW
"Sturbridge Stars" 200 x 200cm
Pieced Quilt - Professional

Lots of Lemoyne Stars and 'Y' seams. I really enjoyed piecing this quilt. I chose the border fabric first, then the star fabrics were chosen to complement the design and colours in the border fabric. Unfortunately, too big for 'Southern Stars'.

Design Source:Design by Karen Styles

140. Roberts, Marianne Westleigh, NSW
"Starstruck" 228 x 202cm
Entrant's Top Quilted by Another - Professional

I spotted a quilt in progress by Lorraine Moran a few years ago, "Aunt Martha's Rose", and was inspired to make my own version, so I drafted the pattern and American-pieced the quilt top completely by hand. Machine quilted by Trina of Anirt Designs.

Design Source:Aunt Martha's Rose from '5,500 Quilt Block Designs' by Maggie Malone

Machine Quilted by: Trina Walker, Anirt Designs

141. Flego, Sue Helensville, Overseas
"My 30's Stars" 234 x 240cm
Entrant's Top Quilted by Another - Professional

Hand pieced using Calico and 1930's fabrics. I started hand piecing this quilt approx. 20 years ago, using templates I cut from magazine inserts and cards. This was in the days before perspex templates and paper pieces. Machine quilted in 2017.

Machine Quilted by: Judi Schon, Judi Schon

142. Delandro, Jenny Cherrybrook, NSW
"Federation Star" 260 x 260cm
Pieced Quilt, Large - Amateur

I chose this quilt for my niece Louise's 21st because there are 21 stars. My sister-in-law provided scraps of fabric from clothes she had made over the years. Louise was delighted to find these scattered across the quilt.

Design Source:Design by Jan Lowe

143. Magnay, Susan Malua Bay, NSW
"Southern Nights" 173 x 136cm
"Southern Stars"

A scrap quilt inspired by the dazzling night skies seen from the verandah of our place in the country on the NSW Far South Coast. The design of tessellating stars is an adaptation of the 'Star Struck' block.

Design Source: Star Struck block by Bonnie K Hunter

144. Langhorne, Rhonda Kellyville, NSW
"I Wonder Who Lives On Those Stars" 160 x 120cm
"Southern Stars"

Koala sitting in a tree looking at the stars in the sky. Koala was felted, leaves made separately.

145. Pearce, Merelyn Gerroa, NSW
"Stars of the 170th Kiama Show" 136 x 150cm
"Southern Stars"

My family has been involved with the Kiama Show for generations. The quilt celebrates the 170th anniversary of this South Coast Show in an area which is rapidly becoming more challenged to maintain its rural identity.

146. Beer, Sheila Matraville, NSW
"Looking Up" 121 x 133cm
"Southern Stars"

Geographical references, including the night sky, were lost in the move from the northern to the southern hemispheres. Forty years, a year of classes and one telescope later, I am no longer lost when looking up at night.

147. Teager, Maureen Elanora Heights, NSW
"One Star is Not Enough" 140 x 140cm
"Southern Stars"

I wanted to start with one Sawtooth Star to see where I could go! I kept adding and adding. Stars within Stars within a large Star. The result - sixteen Stars in total.

148. Thorncraft, Kathy Homebush, NSW
"Orange Gaze" 132 x 132cm
"Southern Stars"

"Orange Gaze" is a quilt of two fabrics. Stripes play the major role and you can easily get lost following their lines, just like staring into the night sky.

149. Moody, Diane Denistone, NSW
"Twinkle" 129 x 129cm
"Southern Stars"

This quilt was a personal challenge to be more random, using crazy patch, wonky stars and inserting folds of triangular fabric in the seams. It is tied with a star pattern visible on the back.

Design Source: Inspired by A Bright Starry Night by Kyoko Yoshida

150. Welsh, Wendy Wellington, Overseas
"Matariki +/- 1" 133 x 120cm
"Southern Stars"

Matariki (the Pleiades) signals the Maori New Year. It rises in the southern skies in mid-winter and heralds the start of the Maori new year. For many years we were told there were 7 stars in Matariki, now we are told there are 9.

Design Source: Quilt by Panni Szabo

151. Parker, Lorraine BUTTABA, NSW
"Cradle of Stars" 120 x 120cm
"Southern Stars"

Cradle Mountain stretches across the horizon with the Milky Way reaching into the starry heavens. Both are reflected in Dove Lake. An island, also with its reflection (bobbin work) is on the right. The rocks on the left to give balance and contrast.

152. Johnson, Lisa Berry, NSW
"Night Sky, Innamincka, December 2016" 126 x 120cm
"Southern Stars"

Returning from a year working in the NT we bush camped in our tent along the way home. On a very hot night at Innamincka I looked up. The night sky in the Outback is amazing, all encompassing, dark, yet bright through the millions of stars twinkling.

153. Russell, Pam CONCORD WEST, NSW
"Midnight Under the Cross" 180 x 120cm
"Southern Stars"

After a recent trip to Japan, I have become indigo obsessed. I decided I would use Japanese fabrics to add an Oriental touch to my quilt. I always search for the Southern Cross when I am out at night.

154. Gibson, Jane Epping, NSW
"Supernova" 125 x 125cm
"Southern Stars"

Playing with my old favourite, the Radiant Star block. It's much easier to piece in these larger sizes. The outer ring of points was done with improvisational piecing. As it exploded on the design wall I decided it must have turned into a supernova.

155. Sharkey, Caroline Urunga, NSW
"Star Talk" 126 x 120cm
"Southern Stars"

The Night Sky and Magnitude of Stars seen from a Desert Landscape just blows your mind! The Southern Hemisphere offers some spectacular sky, such as the Magellanic Clouds. A Star Talk 'On Country' by Aboriginal Elders is a MUST!

156. Laurie, Deborah Forster, NSW
"Stars of the South" 145 x 125cm
"Southern Stars"

I have long wanted to make a version of this antique quilt. I drafted the blocks and used foundation piecing to construct it. The use of aboriginal fabrics and colourful shot cottons reflect the vibrant landscapes of Australia.

Design Source:Adaptation of Star of the West 1875 by Susie C Walke

157. Ritson, Kerry Clareville, NSW
"Elizabethan Star" 130 x 130cm
"Southern Stars"

Using EQ7 I followed through and made this quilt from my precious Tula Pink fabrics.

Design Source:Designing Circular Quilts by Barb Vlcek

158. Rona, Judith Bondi, NSW
"Star-Stuff" 131 x 127cm
"Southern Stars"

"We are made of star-stuff." (Carl Sagan)

Remnant fat eighths, plus black, folk-dance through the Left-In (no-waste) Piecing process into a night landscape. Is it dunes? Dwellings? Ramparts? Bridges? Or maybe black sails at night?

159. Singleton, Anne CARINGBAH SOUTH, NSW
"The House is the Star" 144 x 144cm
"Southern Stars"

When my rural house burnt down I decided to make a memory quilt and found this pattern in a publication at a second hand shop. I needed to find additional star blocks to cover this year's special theme for the nine blocks.

Design Source:Ryokan by Joe Wood

160. Jobbins, Di ZETLAND, NSW
"He Counts the Stars" 130 x 148cm
"Southern Stars"

My vibrant stars represent how blessed we are to be living in Australia. We may differ in our opinions, beliefs, and lifestyles, but each of us still has value. It was inspired by Psalm 147 v 4 - "He counts the stars, and calls them all by name".

161. Wheelahan, Jessica East Lindfield, NSW
"Ned's Last Words" 146 x 180cm
"Southern Stars"

Ned Kelly, folk hero or murderous criminal? Southern star to be sure.

Pieced with the bush, the sky and the legacy in mind. Quilted by hand.

162. Laird, Suzanne LAWSON, NSW
"Moonlit Stars" 160 x 128cm
"Southern Stars"

A subtle quilt of foundation paper pieced stars. Quilted on a domestic machine with a walking foot.

Design Source:Design by Cath Hall

163. Law, Michelle Downer, ACT
"365 Stars Around the Sun" 175 x 130cm
"Southern Stars"

On my 47th birthday I began sewing one English paper pieced star a day, finishing all 365 stars by the eve of my 48th birthday. This quilt reflects a year of my life, with each block full of joy, mourning, family, friends, meditation and nature.

Design Source:Hexagon Star-A-Day by Karen Styles

164. Hadjimichael, Katrina Harrington Park, NSW
"Desert to Sea" 173 x 172cm
"Entrant's Top Quilted by Another - Professional"

From the rich reds and oranges of the desert interior to the browns and greens of the coast and the blue of the ocean on the yellow sands. These colours of Australia inspired my paper foundation pieced repeat blocks which form stars within stars.

Machine Quilted by: Belinda Betts, Eucalypt Ridge Quilting

165. Brown, Anita GRANVILLE, NSW
"Blue Skies" 175 x 170cm
"Southern Stars"

I started this quilt with a 60 degree triangle ruler and experimental shibori dyed indigo fabric which I had dyed some time ago. Southern Stars gave me the opportunity to work with the marks on the fabric in an improv way. It also has a pieced back.

166. Manwaring, Megan Wollstonecraft, NSW
"One But Many" 176 x 173cm
"Southern Stars"

25 stars for 1 million people each. Communities with different backgrounds but connected under the Southern Stars. I've represented this perspective of Australia by the use of 1 quilt block, the Lemoyne Star, and 25 different stripe fabrics.

167. Syrett, Margy Darlinghurst, NSW
"My New Addiction" 165 x 165cm
"Southern Stars"

I had so much fun watching the different patterns from the same fabrics appear in my stars. Each new one became my favourite. (Can you find any matching sets?) After finding the perfect border fabric, I just love my new addiction.

168. Wheelahan, Jessica East Lindfield, NSW
"The Faults in our Stars..." 160 x 160cm
"Southern Stars"

Inspired by the antique New York Beauty quilts in Bill Volkening's collection, now faded with age. I sought to replicate this effect by using scraps and improv foundation piecing. Many unique fabrics are included in the imperfect stars in this quilt.

169. Stringer, Jennifer Taree, NSW
"Ad Astra" 151 x 149cm
"Southern Stars"

"Ad Astra" (To the stars) was originally part of a group challenge for a round quilt, but appliquéd stars were added to form a square, along with some foundation piecing. Machine quilted using rayon thread. Pinterest was used for inspiration.

170. Simpson, Joanne Epping, NSW
"Navigation by the Stars" 153 x 153cm
"Southern Stars"

Which way is North? Once you start foundation piecing Mariner's Compass it is hard to stop. Started with some Mini-Mariner's Compass tissue sheets and ended up drafting my own double size outer borders.

Design Source: Mini-Mariner's Compass by Cindi Edgerton

171. Raahauge, Elaine Epping, NSW
"Stars of Southern Constellations" 164 x 144cm
"Southern Stars"

The crystals on black background represent the formation of the 11 constellations visible in the southern hemisphere in winter - including the Crux constellation (Southern Cross). Venus is the brightest star and the visitor seems friendly!

Design Source: Embroidered stars digitized by Sarah Vedeler

172. Babidge, Catherine Mosman, NSW
"Under the Milky Way" 150 x 124cm
"Southern Stars"

I love random piecing...so I pieced blue stars with various Log Cabin white blocks in the 'shape' of the Southern Cross in our beautiful Milky Way galaxy. The silk overlay speaks to the milky part of our galaxy...

173. Macfarlane, Bridget Lower Hutt, Overseas
"Southern Stars Time Lapse" 150 x 142cm
"Southern Stars"

Inspired by star time lapse photos, which make me appreciate the movement of our planet through space. The New Zealand dark sky reserve is in the Mackenzie country, also known for wool production. This inspired me to use a deep blue wool wholecloth.

174. Stringer, Jennifer Taree, NSW
"Tasman Seastars" 166 x 150cm
"Southern Stars"

In the temperate waters of the Tasman Sea on the East Coast of Australia, lie colourful seastars, sea anemones and sea urchins. Anemones pattern sourced from Australian Patchwork and Quilting Vol 26 No 10 Central Park by Jessica Roze.

175. Hosie, Jessie SUTHERLAND, NSW
"Orion" 153 x 153cm
"Entrant's Quilt Top Small, Quilted by Another - Amateur"

I love scrappy - this is the scrappiest so far. I thought the name "Orion" is apt for a Hunters Star quilt as the Orion Constellation, on the Celestial Equator, is named after Orion - a hunter in Greek mythology.

Machine Quilted by: Vicky Greenstein, Vicky Greenstein

176. Albury, Rebecca Bulli, NSW
"Expanding Universe (detail)" 155 x 155cm
"Southern Stars"

Inspired by the brilliance of the Milky Way on a clear moonless night, I am celebrating the work of astronomers since ancient times and the language they use to explain their theories and research methods to the rest of us.

177. Martyn, Vicki Castle Hill, NSW
"Antarctic Celebrities" 166 x 160cm
"Southern Stars"

In a fun response to the "Southern Stars" category, machine raw-edge appliquéd penguins designed by Carol Morrissey, with added bow ties for celebrity status, walk the white carpet under a sky of machine-pieced waves of improv stars.

Design Source: Penguin images from Standing Room Only by Carol Morrissey

178. Carota, Lee PORT MACQUARIE, NSW
"Beecroft's 90 for 90" 168 x 168cm
"Southern Stars"

"Beecroft's 90 for 90" has 90 points and was designed and constructed by Beecroft Snr Guides, Bulltara Rangers aged 14 to 17, for Beecroft Girl Guides' 90th anniversary. The girls learnt to foundation piece and construct a lovely commemorative quilt.

179. Hastings, Rebecca West Ryde, NSW
"Karijini Dreaming" 177 x 175cm
"Southern Stars"

I bought the aboriginal prints for this quilt in Darwin, Broome and Esperance on a 20,000km road trip around Australia with my husband last year. Perfect for my Southern Stars challenge interpretation.

180. Harvey, Leanne Mount Vincent, NSW
"Hannah" 170 x 170cm
"Southern Stars"

"Hannah" is dedicated to our beautiful friend Hannah Rye. Sadly, Hannah lost her long battle, at age 15, with Ewing's Sarcoma in Aug 2017. Taken from us way too soon, Hannah is now a beautiful shining star in our hearts. X

<https://kicksarcoma.org.au>

182. Rowles, Sue Newtown, NSW
"Strippy Sampler" 161 x 140cm
Pieced Quilt - Professional

I made this quilt in a QuiltNSW workshop with Chris Jurd, from her "Strippy Sampler" pattern. I loved putting all of my favourite brights together. Chris asked us to come up with our own design for a strip, but mine is pieced into the back.

Design Source: Strippy Sampler by Chris Jurd

183. Thorncraft, Kathy Homebush, NSW
"C04" 147 x 150cm
Modern

The design inspiration came from fences and half square triangles. The colours were dictated by a demanding 4 year old. The quilting was inspired by texture and simplicity.

184. Aaron, Danuta ROSE BAY, NSW
"Half Moon" 130 x 150cm
Entrant's Quilt Top Small, Quilted by Another - Amateur

Modern quilt with circles measuring 150cm x 130cm. Modifications were made to the quilt from Quilters Companion No. 88, design by Anne Sommerlad, named "Eclipse". This quilt was made for my nephew Ryan for his contemporary steel home at Noosa Beach.

Design Source: Eclipse by Anne Sommerlad

Machine Quilted by: Rebecca Rae, A Stitch N Line

185. Miller, Beth Kambah, ACT
"Down the Rabbit Hole" 147 x 146cm
Pictorial Quilt

Inspired by "Alice's Adventures in Wonderland". I was able to allow my imagination to run free - to create rooms within the roots of the tree where my characters could fill each space and to show Madeline the wonders of the rabbit hole Down Under.

Design Source: Fairy images from Dover book, Fairies, Elves and Gnomes

186. Louie, Deborah Oyster bay, NSW
"Shattered Squares" 144 x 144cm
Pieced Quilt - Professional

Originally a large free form quilt of squares and rectangles. Cut the top into 4 triangle squares and 4 patch blocks. Rearranged the blocks into an on point formation and now happy again. Free form echo quilting, decorative stitch on my Bernina 770.

187. Mackley, Cynthia Tumbi Umbi, NSW
"Rachael's Wheel" 141 x 140cm
Entrant's Quilt Top Small, Quilted by Another - Amateur

I wanted to challenge myself with the size of the plates, choice of colours and appliqué. The original quilt had a plain centre but I changed it to a six pointed star. I enjoyed making this quilt and I am very pleased with my results.

Design Source: Design by Rachael Porter

Machine Quilted by: Di Holmes, J&D Quilting

188. Ramsay, Jennifer Balgownie, NSW
"Squares Connected" 139 x 139cm
Pieced Quilt - Professional

A mixture of navy, blue, red and white fabrics in graduated shades to complete the squares connected to each other.

Design Source: Thinking Outside the Block by Toadusew

189. Laurie, Deborah Forster, NSW
"Walkabout Under Stars" 138 x 138cm
Pieced Quilt, Small - Amateur

A smaller version of an antique quilt "Beggars Block" c1875 maker unknown. I enjoyed putting civil war reproduction fabrics alongside contemporary fabrics including an aboriginal print. The bright orange triangles suggest stars.

190. Hogg, Judy Miranda, NSW
"Nellie's Blues" 138 x 138cm
Appliqué Quilt - Amateur

I enjoyed making this quilt with needle-turn appliqué and hand quilting in memory of my Mum. Her home always had blue and white touches everywhere - of course it included Willow pattern which she loved to have wherever it would fit.

Design Source:Adaptation of Oma's Blues by Esther Aliu

191. Stuart, Louise Woodford, NSW
"Shoo Fly Block of the Quarter" 162 x 162cm
Group/Collaborative Quilt

I was super excited to receive the 12 lovely Shoo Fly blocks, the last Block of the Quarter QuiltNSW members' draw. I grew to love the combination of aqua and brown and wanted to bring the blocks together in a modern way.

Design Source:Setting design by Megan Manwaring

192. Bacon, Jenny Maryborough, VIC
"Orange Orchard Trails" 141 x 141cm
Combined Pieced & Appliqué Quilt - Professional

Walking through the orange orchards of Northern Victoria on a sunny day with blue skies is a happy experience reflected in my design.

193. Terrens, Karen Northcote, VIC
"Circle of Flowers" 145 x 145cm
Two Person Collaborative Quilt

Quilt made and hand embroidered by Joy Knight using Trish Harper embroidery designs. Machine quilted by Karen Terrens on a longarm quilting machine.

Design Source:Embroidery designs by Trish Harper

194. Mackley, Cynthia Tumby Umbi, NSW
"In-A-Gadda-DA-Vida" 148 x 146cm
Entrant's Quilt Top Small, Quilted by Another - Amateur

This is my second Giant Dahlia that I got talked into doing. Vowed I would never do another after the first one. The challenge was the use of colours and placement plus the matching of seams. Sewn on a Featherweight 222.

Design Source:Design by Michelle Yeo

Machine Quilted by: Louise Baker, Quilted Threads

195. West, Laura-Mae Willow Tree, NSW
"Stag" 127 x 145cm
Combined Pieced & Appliqué Quilt - Amateur

"Stag" was foundation paper pieced and hand appliquéd onto a pre-machine quilted background with Perle 8 thread. The entire quilt was free motion quilted with a Janome 6600. Inspiration was gained from the Red Deer that are seen through winter at home.

196. Knudsen, Stephanie St Ives, NSW
"Red Squares Old mending of new fabric #3" 148 x 148cm

Other Techniques - Professional

I wanted to create a more innovative look to an old pattern. I used Japanese fabric pieces layered and stitched by hand and appliquéd them to a wholecloth background. Hand stitched and quilted.

197. Cheng, Selina Thornleigh, NSW
"The Plain Jane Passacaglia" 147 x 137cm
Pieced Quilt, Small - Amateur

On her own, she may be considered a beauty, but when placed next to her peers, she's merely a Plain Jane. But for all that she's not as fancy as the others, she's still well beloved.

Design Source:Millefiori Quilts by Willyne Hammerstein

198. Porter, Catherine Bexley, NSW
"Scrappy Trip Around the World" 182 x 153cm
Pieced Quilt - Professional

Top pieced on my Singer treadle sewing machine. Stitch in the ditch machine quilted on my powered domestic machine. I wanted the beautiful batik fabrics to be the focus. "Scrappy Trips" is a free pattern and tutorial from Quiltville.com.

Design Source:Scrappy Trips by Bonnie K Hunter

199. Andrews, Anne Surrey Hills, VIC
"Colours on the Green" 153 x 153cm
Pieced Quilt, Small - Amateur

A fun quilt to make using lots of brights.

Design Source:Pattern by Sandra Boyle

200. Dubbelde, Elizabeth Berry, NSW
"Waisted - Deconstructed/Reconstructed" 180 x
150cm

Pieced Quilt - Professional

I have a passion for working out what to do with used clothing and textiles that would otherwise end up in landfill. I love the tones of the fabrics uncovered within the seams as the clothing is deconstructed.

201. Webeck, Anne Gloucester, NSW
"Crinoline Paradies" 173 x 150cm

Other Techniques - Amateur

There are 12 picture squares each with a different scene depicting Crinoline Ladies. Hand embroidered and coloured with Inkense pencils, then framed individually with triple fabric frames. A matching floral fabric brings them all together.

202. Wood, Jennifer Bulli, NSW
"Kahlo's Carnival" 150 x 150cm

Combined Pieced & Appliqué Quilt - Amateur

The moment I saw Rachael Daisy's "Gypsy Carnival" quilt I knew that with her expertise and some Alexander Henry fabrics an exciting project was about to begin. "Kahlo's Carnival" celebrates the identity, strength and beauty of Mexican artist Frida Kahlo.

Design Source: Gypsy Carnival by Rachael Daisy

203. Smith, Brenda Gael Copacabana, NSW
"High Country Lupins #5" 178 x 145cm

Art Quilt

Thriving despite a harsh environment, and maligned as an invasive weed, Russell lupins create a defiant crescendo of colour in the high country of New Zealand each November and December.

204. Campbell, Eileen Kew, VIC
"A Parliament of Owls" 174 x 141cm

Combined Pieced & Appliqué Quilt - Professional

A couple of my family members have a real love of owls. Here are 22 owls in a traditional setting waiting to keep one of them warm.

205. Stacy, Miriam Freshwater, NSW
"Jane's Quilt" 183 x 140cm

Entrant's Quilt Top Small, Quilted by Another - Amateur

I have used shades of yellow and gold contrasted with turquoise and green, the favourite shades of my long-time friend Jane. I have worked the golds and turquoises on the diagonals to create a sense of continuity and movement in the design.

Machine Quilted by: Sue Rowles, Sue's Top Finish

206. Anderson, Jenny Liverpool L11 4UH,
Overseas
"Modern Mystery" 185 x 140cm

Modern

I was intrigued by the section of this mystery quilt which used improvisational but controlled piecing. Once I had made a single column, I went my own way, adding the "shadows" and leaving myself with a daunting amount of white space to quilt.

Design Source: Modern Mystery Quilt Series by Weeks Ringle and Bill Kerr

207. Westmacott, Pamela Willoughby East, NSW
"Twirling Mills" 178 x 138cm

Entrant's Quilt Top Small, Quilted by Another - Amateur

The lovely freshness of this simple foundation pieced design took my eye so my granddaughter Zara is the lucky recipient.

Design Source: Pattern by Faith Jones

Machine Quilted by: Jan Foster, Red Shed Quilting

208. Denham, Lorna Cardiff Heights, NSW
"Union Block Challenge" 180 x 145cm

Entrant's Quilt Top Small, Quilted by Another - Amateur

The idea of using the traditional Union block was suggested by Clare Lewis, member of The Novocastrian Quilters. She organised for the Tuesday Group to make a different sized block each month for 8 months. It was hard going!

Machine Quilted by: Cathy Calvert, Lake Edge Quilting

209. Williams, Wendy Drummoyne, NSW
"Over The Hills" 150 x 150cm

Combined Pieced & Appliqué Quilt - Professional

My quilt is inspired by all the places I visit as a teacher and the memories of these places. My family and friends suggested small bits I should include. Not only are the places fond memories but now making it is also a great memory.

210. Rona, Judith Bondi, NSW
"Night-Blooms" 181 x 141cm

Modern

A Left-In (no-waste) Piecing experiment with three half-metres, starring a stained glass window border-print. The soul of a quilt grows in the making and some flowers only bloom at night.

211. Kennedy, Julie Davidson, NSW
"The Local" 180 x 152cm

Pieced Quilt, Small - Amateur

Kaffe Fassett meets Carolyn Friedlander in this foundation paper pieced quilt. I enjoyed taking it in a different direction from the original. My directional hand quilting gives the background some texture in keeping with the architectural theme.

Design Source: The Local by Carolyn Friedlander

212. Pritchard, Denise Camden, NSW
"Midnight at the Oasis" 153 x 153cm

Pieced Quilt, Small - Amateur

First spotted in Quilt Mania Magazine, then again at the designer's Melbourne store, it was meant to be! I have loved everything about making this quilt; fabric selection, the taste of hand piecing, and those Churn Dash blocks! This one is all mine!

Design Source: Midnight at the Oasis by Jen Kingwell

213. Widders, Grace Gladesville, NSW
"Hurling Through Time" 183 x 153cm

Modern

I had been keeping a small piece of Japanese linen and two co-ordinating, cotton fat quarters. After a light-bulb moment, the ten degree wedge was put to use. How rewarding to use some of that stash!

214. Mosely, Catherine Cameron Park, NSW
"Red Glitter" 185 x 170cm

Pieced Quilt, Large - Amateur

This is my version of Jen Kingwell's pattern "Glitter" from her book "Quilt Lovely". The original is very scrappy but I love how it looks in a limited palette!

Design Source: Glitter by Jen Kingwell

215. Geczy, Jenny East Maitland, NSW
"Crinoline Rose" 172 x 172cm

Entrant's Quilt Top Small, Quilted by Another - Amateur

I made this quilt to learn more patchwork techniques and indulge in my love of flowers. Techniques used were broderie perse, hand appliqué, English paper piecing and hand embroidery. A very interesting experience applying the 168 1/2" circles !!

Design Source: Design by Jenny Rofe

Machine Quilted by: Jan Foster, Red Shed Quilting

216. Smith, Joy MIRANDA, NSW
"Batik Circles" 172 x 172cm

Combined Pieced & Appliqué Quilt - Amateur

First time I have made an English paper pieced quilt, which I enjoyed while using up some of my batiks. Quilt design by Sue Daly.

Design Source: It Takes Two by Sue Daly

217. Henriksson, Philomena CARLINGFORD, NSW
"Hopscotch" 173 x 156cm

Pieced Quilt, Small - Amateur

Started in a workshop with Arcadian Quilters, it was a chance to use my collection of reproduction fabrics; I also managed to sneak in some modern designs. It was fun and challenging making this quilt.

Design Source: Hopscotch by Cherry Pie Designs

218. Dallas, Susan Katoomba, NSW
"East of New York" 186 x 160cm

Entrant's Quilt Top Small, Quilted by Another - Amateur

Made in a class with Chris Jurd over a period of time! Foundation pieced using my favourite Japanese fabrics. Have had many offers to donate it to worthy causes! This is my first ever entry into Sydney Quilt Show.

Design Source: Pattern by Chris Jurd

Machine Quilted by: Leisel Cotterill, Leisel's Machine Quilting Services

219. Thrift, Lynette Narraweena, NSW
"More or Less 1930's" 174 x 160cm

Pieced Quilt, Small - Amateur

Hand project for travelling; English paper pieced, hand quilted.

Title "More or Less" allows leeway for 1930's designed fabrics. Title is also a reminder of our Namibian holiday, as our guide used it frequently to allow for any delays and animal sighting

220. Farrugia, Rosalind Coledale, NSW
"Interlocked" 165 x 134cm

Two Person Collaborative Quilt

Kaleidoscopes and millefiori collide. Time, patience, fabric choice were all challenged along the way. The quilting complements the rosettes, each given their own pattern, and both the quilting and piecing play their parts harmoniously.

Design Source: La Passacaglia and Mr Penrose by Willnye Hammerstein

221. Thrift, Lynette Narraweena, NSW
"Wild One" 170 x 153cm
Entrant's Quilt Top Small, Quilted by Another - Amateur

The Strippy Sampler Quilt workshop by Chris Jurd took me out of my comfort zone by the use of strong colours and irregular patterns. Thoroughly enjoyed the experience and completed the top in three weeks. Machine quilted by Christy Wang.

Design Source: Strippy Sampler by Chris Jurd

Machine Quilted by: Christy Wang, Quilting Treasures

222. Wallbridge, Glenys Grafton, NSW
"Whirligigs" 155 x 155cm
Pieced Quilt, Small - Amateur

Inspired by a Margaret McDonald's Moonbeam workshop at Misty Mountain getaway in 2013. Machine pieced and quilted.

Design Source: Pattern by Margaret McDonald

223. Bowdler, Patricia Summer Hill, NSW
"Country Colour Dreaming" 156 x 156cm
Pieced Quilt, Small - Amateur

These vivid expressive indigenous fabrics were the inspiration for my own colourful quilt of dreams.

224. Hunter, Beverly Mount Warrigal, NSW
"Bling" 168 x 168cm
Appliqué Quilt - Amateur

Made from a collection of fabric given to me by a friend. Design by Wendy Whellum in Quilters Companion magazine. A challenge to use all the bright colours together. Hand appliqué, hand quilting.

Design Source: Bling Bling Baltimore by Wendy Whellum

225. Mosely, Catherine Cameron Park, NSW
"Shag" 160 x 160cm
Modern

My own design inspired by the shapes of patterns from the 1970's. I purposefully chose to juxtapose the modern irregular piecing design with a regular grid of traditional hand tying.

226. Amy, Glenda Caringbah South, NSW
"Slow and Steady" 178 x 158cm
Pieced Quilt, Small - Amateur

"Slow and Steady" designed by Paula Storm using fabric range of same name by Tula Pink. The quilt was presented as a series of online tutorials in the form of a quilt along by Paula. Each row showcases a different design and technique.

Design Source: Slow and Steady by Paula Storm

227. Radzevicius, Barbara Bondi, NSW
"Butterflies" 190 x 162cm
Pieced Quilt, Large - Amateur

These butterflies are free to fly at last.

228. Greenstein, Vicky Grays Point, NSW
"Wheels of Colour" 175 x 165cm
Pieced Quilt, Small - Amateur

An exploration of colour, tone, value and fussy cutting within the confines of the original Millifiore design.

Design Source: La Passacaglia by Willyne Hammerstein

229. Lopez, Maria-Jose Dapto, NSW
"Paella Picnic" 172 x 172cm
Pieced Quilt, Small - Amateur

I have collected paella rice bags for the past 15 years (that equals a lot of paellas!). They are printed with fascinating iconography. Sections of rice bags and various polka dot fabrics evoke paellas cooking outdoors. Machine pieced. Hand quilted.

Design Source: Design by Jessica Roze

230. Barton, Jacqueline Ashfield, NSW
"Boxes and Crosses" 175 x 175cm
Entrant's Quilt Top Small, Quilted by Another - Amateur

9-patch quilt made entirely from my stash. It ended up orange as I didn't have the required value range in red, blue or yellow.

Design Source: Boxes and Crosses by Emma Jean Jansen

Machine Quilted by: Sue Rowles, Sue's Top Finish

231. Blythman, Anne Thirroul, NSW
"Floral Odyssey" 185 x 162cm
Appliqué Quilt - Professional

I have always admired Yoko Saito's beautiful appliqué designs so it seemed inevitable that when this one was published in Quiltmania I would start on a journey which has taken 12 months.

Design Source: Pattern by Yoko Saito

232. Davis, Carolyn Woolwich, NSW
"Hexagonal Blues" 185 x 185cm
Pieced Quilt, Large - Amateur

A project for a holiday. One template - big hexagons. Willow plate doily - Shibori workshop samples. Quilt grew.

233. Smith, Melinda Glebe, NSW
"Menagerie" 192 x 185cm
Entrant's Top Quilted by Another - Professional

I love hexagons and saw the opportunity to create a contemporary hexagon quilt. All the amazing animal-themed fabrics available inspired me to see how they could be fussy-cut. A fussy-cut hexagon quilt is always beautiful to me.

Design Source: The New Hexagon - Millefiore Quilt-Along by Katja Marek

Machine Quilted by: Sue Rowles, Sue's Top Finish

234. Jones, Carolyn BAYVIEW, NSW
"Fleurs Francaises" 163 x 163cm
Combined Pieced & Appliqué Quilt - Amateur

The centre linen panel was bought on a holiday in France. I used embroidery to highlight the flowers and was thrilled to find the peony fabric which complements it so well.

235. Chilton, Jillian Roseville, NSW
"Summer Memories" 180 x 180cm
Pieced Quilt, Large - Amateur

Each year my mum would make my sister and me a Liberty lawn dress. I continued the tradition, first with my daughter, and now with granddaughters. Memories of summers past stitched into a design that uses the traditional Ocean Waves block.

236. Jurd, Chris Blaxland, NSW
"Spinner" 173 x 173cm
Entrant's Top Quilted by Another - Professional

Inspired by an antique quilt block found online with no attribution to the maker. Redrawn in EQ7, with a bit of foundation piecing and using freezer paper templates. Had fun choosing the fabric combinations and using up some low volume fabrics.

Machine Quilted by: Birgit Hoffman, Black Sheep Quilting

237. Butterworth, Catherine Lindfield, NSW
"Painted Magnolia" 170 x 170cm
Combined Pieced & Appliqué Quilt - Professional

I was inspired by a weaving design in "A Handweaver's Source Book" c1950. I adapted part of the original two toned Magnolia graph into this quilt, 'painting it' with some of my favourite colours and adding a few circles just for fun.

238. Terrens, Karen Northcote, VIC
"Snow White" 165 x 165cm
Other Techniques - Professional

"Snow White" is a traditional North Country wholecloth quilt incorporating shadow trapunto with cut away trapunto for all the quilting motifs. A blue layer of fabric behind the top layer of batiste has created the pale blue colour.

239. Lambert, Roslyn Tarrawanna, NSW
"Round an English Village" 163 x 152cm
Entrant's Quilt Top Small, Quilted by Another - Amateur

"Round an English Village" inspired by my last visit.

Design Source: Round the Garden by Wendy Williams

Machine Quilted by: Jenny Hancock, AngelCake Quilting

240. Jurd, Leigh Davenport Normanhurst, NSW
"Space Kitten Meow" 136 x 136cm
Pieced Quilt, Small - Amateur

An exploding nova of kittens in space. Meow.

#spacekittenmeow

Design Source: Tula Nova by Tula Pink

241. McGoogan, Lauren RYDE, NSW
"The Large Tree" 147 x 145cm
Entrant's Quilt Top Small, Quilted by Another - Amateur

I wanted to do a hand sewing project so I could do some sewing whilst on our camping holiday. This quilt was hand appliquéd using Perle 8 cotton on wool felt. I enjoyed every step in the process and to achieve such a quilt was wonderful!

Design Source: Around the Garden by Wendy Williams

Machine Quilted by: Grace Widders, Grace Widders

242. Allan, Robin Hunters Hill, NSW
"Juggling Act" 164 x 160cm
Combined Pieced & Appliqué Quilt - Amateur

This quilt was started as a project for a long haul flight to practise my needle-turn appliquéd. The quilt really came to life for me once it was quilted and reminds me of all the "balls" we all juggle on a day to day basis.

Design Source: Balance by Megan Manwaring

243. Bonner, Liz Annandale, NSW
"Pistachio Ice Cream with Berry Sauce" 165 x 165cm
Appliqué Quilt - Amateur

I love making appliqué quilts and was taken by this simple pattern in a 2010 'Quilters Newsletter' magazine. I used leftover fabrics from other quilt projects and decided it was time to try big stitch quilting.

Design Source: Pistachio Ice Cream with Berry Sauce by Barbara Baume

244. Yip, Marjory Cobbity, NSW
"Judy's Park" 163 x 160cm
Pieced Quilt, Small - Amateur

The inspiration came from June Newman's pattern "Mansfield Park". Tried to keep the colours subdued but the orange and lime took over.

Design Source: Mansfield Park by Judy Newman

245. Marvig, Michelle Orangeville, NSW
"Silver Cogs" 179 x 179cm
Entrant's Top Quilted by Another - Professional

This quilt is designed as a sampler. All the blocks are the same, but the use of fabric within the blocks changes the result dramatically. This is a workshop for the Craft Fair at Sea 2019 using templates and learning about fabrics and design.

Machine Quilted by: Belinda Betts, Eucalypt Ridge Quilting

246. Fairless, Ursula Medowie, NSW
"Turtle Spring" 180 x 180cm
Entrant's Quilt Top Small, Quilted by Another - Amateur

Quilt was made in a class with Clare Lewis. Medallion style with my own design of machine appliqué flowers and a turtle in the centre. I have fussy cut some of my fabrics to enhance the rounds of piecing. Patchwork was beautifully quilted by Clare Lewis.

Design Source: Class with Clare Lewis

Machine Quilted by: Clare Lewis, Never Ending Quilting

247. Reynolds, Dannielle Sanctuary Point, NSW
"The Wild Bunch" 180 x 180cm
Group/Collaborative Quilt

The quilt blocks are a play on Patchwork of the Crosses block, made up of English paper pieced honeycombs. We have then attached a hybrid leaf/honeycomb to form flowers. The flowers form a bunch and the quilting represents the foliage and flower detail.

248. Fairholme Quilters Pennant Hills, NSW
"Sunshine" 183 x 183cm
Group/Collaborative Quilt

This quilt is the 2018 Fairholme Quilters Raffle Quilt. It was designed and coordinated by Miriam Jones using donated fabrics. The quilt was hand appliquéd and hand quilted by our talented group members. Many hands equals our gorgeous quilt!

249. SYDMODSQUAD FRENCHS FOREST, NSW
"Metro Rainbow" 160 x 160cm
Group/Collaborative Quilt

Our group quilt was made with the intention to extend the skills of our members by using the quilt-as-you-go method. This further enhanced the collaborative effort to ensure a cohesive finish to our quilt. And of course, we had to make it a rainbow!!

Design Source: Based on Metro Area pattern by Elizabeth Hartman

250. Butterworth, Catherine Lindfield, NSW
"Sun, Sand and Seaweed" 196 x 196cm
Modern

This quilt was all about colour. The inspiration was a pile of seaweed. I loved the strong contrast of the dark seaweed against the near white sand. The little touches of hot pink and bright coral sprinkled within the weed were a delight to discover.

251. Bell, Heather BOWENFELS, NSW
"Balanced Blue Blocks" 189 x 189cm
Entrant's Quilt Top Small, Quilted by Another - Amateur

This was my first quilt having originally been taught back in the 1970's. Now retired, the patchwork and quilting is keeping me busy. The corners have been removed as it was designed for our motorhome bed with matching pillow shams.

Design Source: Chain Reaction by Pam & Nicky Lintott

Machine Quilted by: Susie Anderson, Leura Quilting

252. Tremain, Alan R Wyoming, NSW
"Men in Broderie Perse Technique" 198 x 188cm
Appliqué Quilt - Professional

Broderie perse style quilt with hand coloured background using Halloween Hunks fabric by Alexander Henry as the feature fabric.

253. Walkley, Bronwyn North Gosford, NSW
"The Power of Three" 188 x 173cm
Entrant's Quilt Top Small, Quilted by Another - Amateur

This is the first quilt I have ever made. I designed it myself and decided to hand piece. The quilt is made using a Bali Pop. The panels are done in basket weave and the leftover pieces of each strip are used in the pieced borders.

Machine Quilted by: Sharon French, Morningstar Quilting

254. Walker, Chantal Chatswood West, NSW
"Diamonds from Africa" 185 x 160cm
Pieced Quilt, Large - Amateur

This quilt was inspired by my African roots with the vibrant colours of traditional Shweshwe fabrics dancing in Diamond patterns amongst my other favourites. It pays homage to my Irish grandmother and great-grandfather who worked in the diamond mines.

Design Source:Green Diamonds by Kaffe Fassett

255. Jackson, Kath Kincumber, NSW
"Tokyo Rose" 188 x 163cm
Entrant's Quilt Top Small, Quilted by Another - Amateur

Loved making this simple design using my favourite colour combination and using a mixture of scraps and new fabrics.

Design Source:Gene Pool by Jen Kingwell

Machine Quilted by: Jan Foster, Red Shed Quilting

256. Walkley, Bronwyn North Gosford, NSW
"Lily's Quilt" 199 x 162cm
Entrant's Quilt Top Small, Quilted by Another - Amateur

I wanted to design and hand piece a modern quilt that made effective use of negative space that could be used by my 3yr. old grand-niece Lily as a toddler and remain on her bed as she grew older.

Machine Quilted by: Sharon French, Morningstar Quilting

257. Noske, Leanne Peel, NSW
"Al Grasby's Tie Collection" 218 x 157cm
Pieced Quilt - Professional

On seeing the first few blocks up on my design wall, I said out loud "....only Al Grasby would appreciate these colours!" - hence the name. Foundation pieced, using the no-tear, freezer paper method, this quilt has approximately 2,000 pieces.

258. Beresford, Patricia EASTWOOD, NSW
"Hatchet" 187 x 186cm
Entrant's Quilt Top Small, Quilted by Another - Amateur

The word hatchet is a diminutive of Hache Ax. This was a challenge because I have been quilting for a short time. 4 Ax blades (appliquéd scallops) plus 28 diamonds make a block. Red, black, grey and white make a vibrant quilt.

Design Source:Hatchet by Chris Jurd

Machine Quilted by: Donna Warren, Quilted 4 You

259. Ryan, Lisa Balgowlah, NSW
"Snowball Circle Quilt" 188 x 188cm
Entrant's Quilt Top Small, Quilted by Another - Amateur

This quilt was so much fun to make. Having overcome my fear of curves, my fussy cutting skills were put to the test and I challenged myself with colour and contrast.

Design Source:Snowball Circle Quilt by Chris Jurd

Machine Quilted by: Jeannette Bruce, Gone Aussie Quilting

260. Anderson, Kathleen Walgett, NSW
"Outback Adventure" 173 x 199cm
Pictorial Quilt

Raw edge machine appliqué quilt showing different landmarks in the Northern Territory.

261. Griffiths, Denise Shellharbour, NSW
"Floris Circularis" 199 x 164cm
Combined Pieced & Appliqué Quilt - Professional

I wanted my quilt to look like a cafe style of wall in Morocco, where they use roses and a graphic circular background. In mine I used waratahs.

262. Corbett, Charmian LEURA, NSW
"Beach Holiday" 185 x 158cm
Entrant's Top Quilted by Another - Professional

Made for my Granddaughter's 15th birthday. Inspiration from photographs taken by Emily on holiday, South Coast, NSW. Her colour choice - blue, white and silver. My challenge - to find fabrics which highlighted the spectacular beach scenes.

Machine Quilted by: Leisel Cotterill, Leisel's Machine Quilting Services

263. Biddle, Kylie Como, NSW
"Forever Spring" 197 x 171cm
Appliqué Quilt - Amateur

Machine appliquéd and quilted using a variety of colours and threads under the guidance of Deborah Louie. This Baltimore was made with a modern fresh look. It feels 'forever Spring' when viewing this quilt.

Design Source: Design by Deborah Louie

264. Brown, Anita GRANVILLE, NSW
"Orange Slices" 190 x 170cm
Modern

I had pieced 5 circles for another project but decided to cut them in 1/2 and then built this design in an improv manner. It has a pieced back and is hand and machine quilted.

265. Fielke, Sarah Chatswood, NSW
"A Fair Question" 199 x 188cm
Entrant's Top Quilted by Another - Professional

What delight! What felicity! Adieu to disappointment and spleen. What are men to rocks and mountains? (Jane Austen - Pride and Prejudice)

Machine Quilted by: Kat Jones, Two Cats Quilting

266. Corkish, Jennifer Callala Bay, NSW
"Garden Fantasy" 190 x 190cm
Entrant's Top Quilted by Another - Professional

My concept of "Garden Fantasy" came from a parterre garden full of flowers and small creatures. This has allowed me to play with a love of mine, embellishing with embroidery.

Machine Quilted by: Maxine Sandry, Quilts to the Max

267. Kelly, June Coffs Harbour, NSW
"Heavens Above" 196 x 196cm
Modern

I have been inspired by the work of Judi Madsen for some time and challenged myself to attempt this quilt on my domestic machine knowing that her quilt was created on a longarm machine.

Design Source: North Star by Judi Madsen

268. Godden, Helen Latham, ACT
"Faces of India" 192 x 186cm
Two Person Collaborative Quilt

7 batik portraits were acquired from batik master Jonathan Evans. These are the Faces of his India, the people from his neighbourhood that he once called home; their memories have been brought back to life with thread painting and free motion quilting.

269. Teager, Maureen Elanora Heights, NSW
"Pesky Pyramids" 216 x 179cm
Pieced Quilt - Professional

My friend Linda Collins owns the original antique quilt. Using her instructions in Quiltmania over 1,500 people from all over the world, linked together on Facebook and Instagram are making, have made or are going to make this quilt.

Design Source: Panama Pyramids by Linda Collins

270. Wilson, Vanessa Regentville, NSW
"Rainbow of Skulls" 201 x 182cm
Entrant's Quilt Top Small, Quilted by Another - Amateur

I was inspired to make this quilt when I saw it at Tula Pink's trunk show in 2016. Combined with my love of a Libs Elliott rainbow it came to life.

Design Source: Sugar Skull Quilt by Tula Pink and Angela Waters

Machine Quilted by: Birgit Hoffman, Black Sheep Quilting

271. Horsford, Jennifer Proserpine, QLD
"Reflections of Love" 200 x 175cm
Other Techniques - Amateur

An Indian Royal lost his wife and in his grief he built a monument to her memory complete with four reflection pools. It is today one of the most visited monuments in the world and holds a fascination to everyone who views it.

272. Wright, Louisa Randwick, NSW
"Louisa's 1718 coverlet" 210 x 175cm
Coverlet

Like many, I began the 1718 coverlet when Susan Briscoe's book was published. I aspired to the faded feel of the restored coverlet rather than the brighter original colours. My initials and "2018" are traced behind the original maker's block.

Design Source: The 1718 Coverlet by Susan Briscoe

273. Henriksson, Philomena CARLINGFORD, NSW
"Dreamtime Dots" 211 x 175cm
Combined Pieced & Appliqué Quilt - Amateur

This is my version 2 of this quilt. Using Aboriginal designs for the dots and mottled beige to look like Australia's Sandy Desert. Fussy cutting some circles to add interest. I used the bonus half square triangles to make a border not in the original desi

Design Source: Lots of Dots by Nancy Mahoney

274. McDonald, Fiona THIRROUL, NSW
"Up the Garden Path" 192 x 151cm
Appliqué Quilt - Amateur

Begun in a Deborah Louie "Secret Garden" class, "Up the Garden Path" became my challenge. Hundreds of hours of appliqué and machine embroidery later, I thank Deborah for giving me the confidence to free motion quilt.

Design Source:Pattern by Deborah Louie

275. Davey, Kathleen Waitara, NSW
"Contrary Mary" 198 x 148cm
Coverlet

This Brigitte Giblin design was inspired by the Mary Tolman quilt and was commenced on a retreat. The feature fabric is totally different from the florals I set out to purchase, the challenge was finding co-ordinating fabrics.

Design Source:Pattern by Brigitte Giblin

276. Thompson, Skye Culburra Beach, NSW
"Fifty Shades of Grey" 192 x 220cm
Modern

I have decided to name my entries for the Sydney Show after movies. I am still working out my style in the world of quilting. A simple well written pattern from a brilliant book written by a Free Spirit that can now continue to flourish. For my bed.

Design Source:Soul Searching by Kathy Doughty

277. Edwards, Catherine Allawah, NSW
"Walking with Heffalumps" 193 x 202cm
Entrant's Quilt Top Large, Quilted by Another - Amateur

I attended Rae Telfer's class on a recent Needlework Cruise. This quilt is made of 8 Heffalumps and 5 baby ones divided into 3 panels. The 57 pieces that make up one Heffalump have been completed by hand.

Design Source:Walking with Heffalumps by Rae Telfer

Machine Quilted by: Vicky Greenstein, Vicky Greenstein

278. Lewis, Clare Medowie, NSW
"Trains" 200 x 147cm
Pieced Quilt - Professional

A machine pieced kaleidoscope construction using some train fabric I purchased many years ago. I have quilted this with free motion quilting; I did not mark the fabric to do my designs. I have quilted a different type of design in each kaleidoscope.

279. Hunter, Beverly Mount Warrigal, NSW
"Table Setting" 208 x 150cm
Pieced Quilt, Large - Amateur

Using an old 1930's damask tablecloth as a background, and fabrics won in 2016, I used as many Dresden Plate blocks as I could find in my file. Hand quilted with white and variegated thread.

280. Jacaranda City Quilters GRAFTON, NSW
"Cake Anyone" 199 x 157cm
Group/Collaborative Quilt

Quilters love cake. Chocolate, Madeira, Sponge. Small or large. Birthdays are always an excuse for cake. So here is our homage to our love of cake.

281. Kelton, Kathryn North Ward, QLD
"Triangle Trails" 217 x 173cm
Pieced Quilt, Large - Amateur

Rainbow coloured triangles in solid colours with selected prints scattered throughout. Inspired by the current bunting trend.

282. Power, Susan Bexley, NSW
"Kaleidoscopic" 200 x 177cm
Entrant's Quilt Top Small, Quilted by Another - Amateur

Colourful quilt comprising of more than 2,500 hexagon pieces made for my daughter's 60th birthday.

Machine Quilted by: Sue Rowles, Sue's Top Finish

283. Morrison, Stephanie Westleigh, NSW
"Bonnie and Camille Meet the Stash" 203 x 180cm
Pieced Quilt, Large - Amateur

A scrap quilt with some fave fabrics. Stitched over 3 years, 1568 $\frac{3}{4}$ inch hexagons - 224 hexy flowers. Originally was to be a lap quilt until I found more fabric. Inspiration from a fellow friend on Instagram. Quilted entirely by myself.

284. Eastwood Patchwork Quilters Elanora Heights, NSW
"Kaffe Kaos Revisited" 223 x 184cm
Group/Collaborative Quilt

One of two quilts made by Eastwood Patchwork Quilters to be raffled to raise money for charity at our May 2019 exhibition. Each member contributed a block using bright Kaffe Fassett-type fabrics with additional blocks used in the backing.

Design Source:Pattern by Mary Roth

285. Wang, Yi Beverly Hills, NSW
"Angel Song Quilt" 192 x 182cm

Other Techniques - Professional

"Angel Song Quilt" is a hand painted fraktur style quilt, decorated with folk art flowers, people, symbol of marriage, birth etc., which are charming celebration of native life. Also, hand painted fabrics add great texture to the textile.

Design Source:Angel Song Quilt by Jo Sonja Jansen

286. Eastwood Patchwork Quilters Elanora Heights, NSW
"EPQ Gals Aviatrix Medallion" 205 x 205cm

Group/Collaborative Quilt

One of two quilts made by Eastwood Patchwork Quilters to be raffled to raise money for charity at our May 2019 exhibition. Each member constructed a block using Kona cotton solids with quilting by Kay Murray.

Design Source:Pattern by Elizabeth Hartman

287. Moul, Liesel Orange, NSW
"On the Double" 202 x 202cm

Modern

Focusing in on part of the traditional Double Wedding Ring block in an unconventional way enabled me to play with larger areas of negative space and have fun with the quilting.

288. Haworth, Lorraine Denistone, NSW
"Ella's Quilt" 212 x 202cm

Pieced Quilt, Large - Amateur

This quilt is for my 7yr. old granddaughter Ella who loves elephants. I chose fabrics and colours to match Ella's happy personality and it is my wish that it will be a keepsake for her which Nana made with lots of love. Based on a design by Rae Teffler.

Design Source:Walking with Heffalumps by Rae Teffler

289. Wakeling, Sue Narara, NSW
"I LOVE Jacarandas.... Mrs Billings in a Sydney Spring" 200 x 200cm

Pieced Quilt, Large - Amateur

Karen Styles' version of "Mrs Billings Coverlet" uses this selection of spring coloured fabrics to full advantage - traditional, but way out!! All that purple each November just makes me happy! Completely hand pieced and quilted. A constant companion...

Design Source:Pattern by Karen Styles

290. Ryan, Lisa Balgowlah, NSW
"Pickled Fish Quilt" 200 x 200cm

Entrant's Quilt Top Large, Quilted by Another - Amateur

Contemporary version of a traditional Pickle Dish block using multiple techniques - foundation piecing, curves and templates. Large-scale florals are fussy cut for centre of the Pickles and colour is key. I mastered curves and loved every minute.

Design Source:Pickled Fish Quilt by Chris Jurd

Machine Quilted by: Jeannette Bruce, Gone Aussie Quilting

291. Welsh, Wendy Wellington, Overseas
"Vibrant Curiosities" 200 x 200cm

Pieced Quilt, Large - Amateur

I love English paper piecing and the octagon shapes reminded me of walking through The Octagon in Dunedin, New Zealand, after school. Tula Pink's gorgeous fabrics appealed to me so I used as many as I could in this quilt.

292. Johnston, Dianne COOLOOLABIN, QLD
"Abu Dhabi Memories" 198 x 198cm

Appliqué Quilt - Professional

The quilt was inspired by the ceiling designs I saw in the Grand Mosque in Abu Dhabi. My design is original, not a copy of any of the ceilings. All the white bias work is padded to create dimension.

293. Cox, Dale Beecroft, NSW
"Scrappy Indigos" 195 x 195cm

Pieced Quilt, Large - Amateur

This quilt was made to use fabric left over from another project. It soon took on a life of its own. It is inspired by the understated way Japanese use indigos.

294. James, Robert WOOLLOOWARE, NSW
"Homage to N.Y. Abstract Expressionists, 1940's" 194 x 130cm

Modern

The Abstract Expressionists in New York in the 1940's interest me, particularly the minimalist works of Barnett Newman.

295. Moul, Liesel Orange, NSW
"Blowin' in the Wind" 200 x 133cm

Modern

It all started with the quilted background that was originally intended for another project and a renewed love of the simple hexagon.

296. Fooij, Helena Seaforth, NSW
"My MO BOM Journey "Harriot"" 208 x 199cm
Appliqué Quilt - Amateur

Not much of an appliqué person. I took on the challenge to make this quilt for our Block of the Month program at Material Obsession. Not the easiest task, but I did enjoy the process. I have learnt to appreciate appliqué now and do it more often.

Design Source:Harriot by Sue Cody

297. Mason, Beverly Earlwood, NSW
"Patchwork Primer" 200 x 200cm
Pieced Quilt, Large - Amateur

A fun sampler quilt to make using various cutting and piecing techniques.

Design Source:Pattern by Megan Manwaring

298. Sadleir, Gail Engadine, NSW
"East and West" 193 x 193cm
Pieced Quilt, Large - Amateur

The quilt has many different blocks using a mixture of traditional Japanese fabrics mixed with batiks and silk. It was a delightful quilt to make and I learnt so much about accuracy when making these sometimes tricky blocks.

Design Source:Japanese Quilt Blocks to Mix and Match by Susan Briscoe

299. Jurd, Chris Blaxland, NSW
"Rising Sun" 200 x 200cm
Entrant's Top Quilted by Another - Professional

1/4 block from EQ library x four to make a circle. Foundation pieced with a variety of backgrounds. Only one border and ric rac in the binding for more colour!

Machine Quilted by: Birgit Hoffman, Black Sheep Quilting

300. Doughty, Kathy West Ryde, NSW
"Aussie Cross Country" 200 x 200cm
Combined Pieced & Appliqué Quilt - Professional

I made this quilt for my son's girlfriend Izy Adolphe. She is gorgeous, bright and happy so I thought using a bit of colourful wool felt in Anna Maria Horner's "Cross Country" was just perfect for her.

301. Klompe, Isabella DOUBLE BAY, NSW
"1 Poppy" 213 x 198cm
Entrant's Quilt Top Large, Quilted by Another - Amateur

To translate a needlepoint design into a quilt was quite a large problem to get the proportions right, as you are working with small and large pieces of fabric at the same time, plus keeping the design to scale so it did not look distorted.

Design Source:Needlepoint Techniques & Projects 1977

Machine Quilted by: Sue Rowles, Sue's Top Finish

302. Waples, Glen ERINA, NSW
"Floral Fantasy" 204 x 204cm
Combined Pieced & Appliqué Quilt - Professional

Started in Margaret George's workshop "Take an Element". I took 4 hexagon stars and a pieced striped centre background. With Margaret's help potted broderie perse flowers were added. I added two different striped borders with flowers and hexagons.

Design Source:Workshop with Margaret George

303. Wilson, Vanessa Regentville, NSW
"The Charming City" 206 x 206cm
Display Only

My version of the "City Sampler" quilt as part of the #100days100blocks Instagram sewalong using my much loved Tula Pink Prince Charming collection. Erin Barry (quiltbystarlight) worked her magic with custom quilting.

Design Source:City Sampler - 100 Modern Quilt Blocks by Tula Pink

304. Kennewell, Ingrid Fennell Bay, NSW
"Churn Dash Borders" 220 x 220cm
Pieced Quilt, Large - Amateur

This quilt consists of nine blocks with a variety of creative techniques. The use of bright colours with whites and greys make this quilt a very happy quilt. I chose to complete the quilt using a walking foot and the quilt-as-you-go method.

Design Source:Design and Class by Wendy Williams

305. Butler, Gary Figtree, NSW
"Making Purple" 215 x 215cm
Modern

A belated wedding quilt for my daughter, which maybe needs to be renamed "Purple Made" since grandchild number 2 has arrived. I wanted a modern take on the traditional Wedding Ring quilt so designed this and tried foundation piecing for the first time.

306. Maitland Patchwork Quilters Inc
East Maitland, NSW
"Maitland meets Morrel Thanks to Di Ford-Hall
2017" 214 x 214cm

Group/Collaborative Quilt

Maitland Patchwork Quilters' raffle quilt, constructed by over 40 members from fabric donated by Di Ford-Hall from her 2017 fabric range, quilted by Shirley McLennan will feature at #MyMaitlandQuilts from 26 to 28 October at Tocal Agricultural College.

Design Source: The Morrell Quilt by Di Ford-Hall

307. Robbins, Susan LITTLE BAY, NSW
"Firenze" 212 x 212cm

Entrant's Quilt Top Large, Quilted by Another - Amateur

"Firenze" is an explosion of colour from flowers big and small. The centre panel was foundation pieced using freezer paper method. Small flowers were hand appliquéd, the remaining quilt was pieced by machine.

Design Source: Design by Vicki Allen

Machine Quilted by: Sue Rowles, Sue's Top Finish

308. Hadjimichael, Katrina Harrington Park, NSW
"Highbury" 212 x 200cm

Entrant's Top Quilted by Another - Professional

This feminine quilt design in pretty colours of pink, teal, purple, gold and green is the ninth quilt in my Jane Austen Quilt series. Lots of English paper piecing and hand appliquéd. Thank you to Helen Hayes for the exquisite quilting.

Machine Quilted by: Helen Hayes, Noah's Quilting

309. Cashman, Rae Burleigh Waters, QLD
"High Tea at The Ritz" 209 x 209cm

Entrant's Top Quilted by Another - Professional

The centre is an old embroidered table centrepiece, on which I have appliquéd old motifs and doilies, to represent a smart table at The Ritz, with a border of flowers to heighten the feeling of spring.

Design Source: Border of flowers design by Anne Sommerlad

Machine Quilted by: Heather Shanks, Heasha Quilting

310. Rose, Elizabeth Queanbeyan, NSW
"Citrus City Sampler" 206 x 208cm

Pieced Quilt - Professional

Took part in the #100days100blocks Instagram sew-along in 2016, using Tula Pink's "City Sampler" book for the blocks. A traditional set with sashing and cornerstones was used with an original border. Citrus + black, white and grey from my fabric stash.

Design Source: City Sampler - 100 Modern Quilt Blocks by Tula Pink

311. Browning, Catherine Belrose, NSW
"Michelle's Graduation Quilt" 207 x 207cm

Other Techniques - Amateur

My first ever entry has taken years to complete but I have enjoyed every moment. I have used silk thread to highlight the embroidery and quilted it on my trusty old Bernina. This quilt was a Block of the Month from Margaret's Fabrics, Victoria

Design Source: Ava May by Margaret Upston

312. Langhorne, Rhonda Kellyville, NSW
"All Roads Lead to Centre" 210 x 210cm

Pieced Quilt, Large - Amateur

I found the block on the Midnight Quilt Show with Angela Walters then took the block and changed it from brights to indigenous print. I played with the layout, hence all roads lead to the centre in recognition of the aboriginal art.

Design Source: All Roads Quilt by Angela Walters

313. Uriarte, Lorena Maroubra, NSW
"Blissful Abandon" 223 x 210cm

Two Person Collaborative Quilt

Lorena started this hand piecing project in 2013. The lack of a deadline and the chance to play with fabric was blissful. The block setting was designed to accommodate Kat's gorgeous quilting design, a true collaboration.

314. Rofe, Jenny BOLWARRA HEIGHTS, NSW
"Reflections of Eden" 213 x 213cm

Appliquéd Quilt - Professional

My design for this quilt was influenced by my love of traditional Elizabethan and Jacobean embroidery designs. Great attention has been paid to fussy cutting fabric and embroidery detail for the appliquéd.

315. Dorward, Deborah Mount Macedon, VIC
"Bird on a Vase" 214 x 214cm

Two Person Collaborative Quilt

I love appliquéd flowers and birds. I wanted to show off the beautiful border fabric with a simple border that Jo can fill with freehand quilting.

316. Grace, Pauline Bradbury, NSW
"Bears in the Garden" 205 x 203cm

Entrant's Top Quilted by Another - Professional

A pattern designed by Robert Kaufman called "Garden Path" was the inspiration for this quilt. Add in a fat quarter bundle of my favourite Civil War fabrics and a quilt was made.

Design Source: Garden Path by Robert Kaufman Fabrics

Machine Quilted by: Heather Pollard, Heather's Magical Stitches

317. Pullen, Roslyn Pennant Hills, NSW
"Bluebirds & Butterflies" 222 x 223cm
Entrant's Quilt Top Large, Quilted by Another - Amateur

I loved the bluebirds and butterflies fabric and I wanted to showcase it. The hexagon design was the best way to achieve this.

Design Source:Workshop by Margaret Sampson-George

Machine Quilted by: Jo-Ann Phillips, Quiltwise

318. Cody, Susanne Bowral, NSW
"Story Book" 236 x 200cm
Coverlet

Like pages in a book, each of the 64 hexagons frames tells a story (in fabric). It features precious textiles collected over many years - all stitched to a thick European linen sheet.

319. Wise, Glenda BALGOWNIE, NSW
"Travelling Sisters" 230 x 184cm
Pieced Quilt, Large - Amateur

Seven Sisters blocks made while travelling in France and in USA. Loved the fussy cutting and all the different looks gleaned using one fabric within each block.

320. Nugent, Monique West Pymble, NSW
"Mon's Colordive Quilt" 233 x 187cm
Pieced Quilt, Large - Amateur

This quilt is an explosion of colour and rainbows using my favourite designer fabrics by Anna Maria Horner and using her pattern entitled "Colordive". I then hand quilted using 12wt Aurifil thread.

Design Source:Colordive Quilt by Anna Maria Horner

321. Sydney Modern Quilt Guild Homebush, NSW
"Under the Milky Way Tonight" 223 x 175cm
Group/Collaborative Quilt

Designed on a napkin on one of our Monday meetings. Members of the Guild contributed their favourite traditional quilt blocks to form the centre of the quilt to create this modern traditional star.

322. Hacker, Heather Windsor Downs, NSW
"Frida" 210 x 159cm
Pieced Quilt, Large - Amateur

A dedication to Frida Khalo, Attic Window design, photocopied onto fabric and antique washed copies to give a faded impression. Collection of Frida and Day of the Dead fabrics used. Hand quilted and attached motifs collected from my visit to Mexico.

323. McLane, Julie Dubbo, NSW
"Devine with Leaves II" 205 x 208cm
Appliqué Quilt - Professional

All appliqué in this quilt (except circles) were cut from fusible backed batik using all three "Leaves Galore Appliqué Template" by Sue Pelland Designs. The more I used the templates the more complex shapes I could cut and design with.

324. Da Mata, Carolina LIVERPOOL, NSW
"Rebecca" 223 x 223cm
Entrant's Quilt Top Large, Quilted by Another - Amateur

My inspiration was my love for gardening and flowers and the traditional look of the quilt, filled with baskets of flowers, encompasses all my passions.

Design Source:Country Craft by Diane Ford

Machine Quilted by: Katy Law, Katy Law

325. Dorward, Deborah Mount Macedon, VIC
"Baltimore Blooms" 223 x 223cm
Two Person Collaborative Quilt

I took inspiration from components of many antique appliqué and Baltimore quilts. Choosing some traditional style blocks and giving others a slight twist. Paying homage to the many beautiful flowers that were created in all the old quilts.

326. Sadleir, Gail Engadine, NSW
"Hexie Delight" 188 x 150cm
Combined Pieced & Appliqué Quilt - Amateur

This quilt has developed from a fairly simple quilt to a colourful one with a variety of techniques. Tula Pink fabrics feature and were a delight to fussy cut and appliqué. Deborah Louie was a fantastic mentor.

327. Hewitt, Lynn CARINGBAH, NSW
"Essence of Taupe" 225 x 159cm
Combined Pieced & Appliqué Quilt - Professional

A combination of Sashiko blocks from BeBe Bold, pieced and appliqué blocks from "Japanese Taupe Quilts" by Susan Briscoe. Hand and machine pieced and quilted.

Design Source:Japanese Taupe Quilts by Susan Briscoe

328. Ramsay, Jennifer Balgownie, NSW
"Serendipity Stars" 236 x 176cm
Entrant's Top Quilted by Another - Professional

I used a Rose Star template (quadrilateral - as in star points) and adapted this to form the central hexagon and pentagons in the rows so that I could feature my fabrics in each colour range.

Machine Quilted by: Glenda Wise, Glenda Wise

329. Holmes, Diane Lisarow, NSW
"Rings of Bali" 234 x 188cm

Pieced Quilt - Professional

Rings of Bali purchased as a box set of foundation papers, the material to complete came a year later. So much fun but hard at the same time, lots of colour shading and sorting. Loved my time quilting it...

Design Source: Bali Wedding Star Quilt Pattern by Judy Niemeyer

330. Lancashire, Isobel Bathurst, NSW
"Grandma Isobel's Gift" 238 x 195cm

Display Only

Hand appliqué quilt based on the Tree of Life.

Design Source: Pattern by Lyn Alchin

331. Bonner, Liz Annandale, NSW
"Antique Clamshells Quilt" 240 x 200cm

Appliqué Quilt - Amateur

When I saw a photo of this late eighteenth century quilt top from the collection of the American Museum in Bath UK I fell in love with it. Then the detailed dimensions of the components appeared in 'Quilt Studies' Issue 10 so I just had to make it.

Design Source: Late eighteenth century quilt top in Quilt Treasures by Janet Rae

332. Bowerbird Quilters Grafton, NSW
"400 Houses" 227 x 227cm

Group/Collaborative Quilt

400 Foundation pieced houses made by many patchworkers using only their much loved leftovers. This was a community effort by many friends ranging in age from 5 to 84. Machine quilted on a domestic longarm quilting machine.

333. Hacker, Heather Windsor Downs, NSW
"Hearts A'more" 238 x 218cm

Other Techniques - Amateur

Inspired by Christine Book. Her intention was to design 35 different hearts. Sadly Christine passed away, with only a few hearts designed. I completed the design by adding more hearts. This quilt is a tribute to her and her dedication to quilting.

Design Source: Hearts inspired by Christine Book

334. Broadbent, Alicia Wahroonga, NSW
"What Next?" 226 x 221cm

Entrant's Quilt Top Large, Quilted by Another - Amateur

Calming greys and explosions of colour sit very comfortably together in this design. The embroidered edges of the Kaffe flowers were given extra zhoosh, the definition of which is "to make more exciting, lively or attractive." I think it worked!

Design Source: Design by Wendy Williams

Machine Quilted by: Grace Widders, Grace Widders

335. Martin, Maureen PENNANT HILLS, NSW
"Fans of Japan" 240 x 212cm

Combined Pieced & Appliqué Quilt - Amateur

Yes we are - Fans of Japan! This quilt was made for my daughter and husband as we all have enjoyed trips to Japan. Jane chose colour theme. I designed the quilt using traditional pieced blocks and appliqué. All made by hand!

336. Tait, Nicole Galston, NSW
"Sampler Quilt" 240 x 210cm

Entrant's Quilt Top Large, Quilted by Another - Amateur

This sampler quilt was started in 2010 and finally finished in 2017. It has all my family members' important milestones embroidered on it including dates of birth, where I was born, and date and place of where I was married. It's now an heirloom.

Design Source: Sampler Quilt pattern by Karen Cunningham. Based on the original "Sundial Coverlet" 1797

Machine Quilted by: Donna Warren, Quilted 4 You

337. Arita, Keiko LALOR PARK, NSW
"Furisode (Long Sleeve Kimono)" 240 x 210cm

Other Techniques - Amateur

The fabrics used for this quilt are all silk except for some backings which are cotton. Some of the silk are my mother's kimonos I inherited when she passed away.

338. Shayler, Lyn OATLANDS, NSW
"Blue Quilt for Alex" 232 x 188cm

Entrant's Quilt Top Large, Quilted by Another - Amateur

My granddaughter wanted a blue quilt. This is a favourite design. One doesn't realise how many blues are available and how many don't get on together.

Machine Quilted by: Sue Olma, So She Quilts

Photography Policy: Please respect our members' copyright.

Visitors to the exhibition are permitted to photograph the quilts for personal use and to post images online or in social media, **provided** the quiltmaker/s and designers (if applicable) are acknowledged. If you wish to photograph and publish for commercial purposes, please apply to the Membership desk for special permission.

339. Blair, Adrienne THIRLMERE, NSW
"Paris to London" 228 x 212cm
Pieced Quilt, Large - Amateur

Begun in 2006 but then relegated to the cupboard and restarted in 2016. The name of the quilt refers to the brown fabric purchased in Paris and the yellow which was purchased in London.

340. Johns, Gerri Bayview, NSW
"Aunt Green Coverlet" 242 x 222cm
Combined Pieced & Appliqué Quilt - Professional

From a pattern by Sue Ross based on the original quilt made by Mary Ann Wellen from "Fabric of Society" by Annette Gero. The entire quilt has been pieced, appliquéd and quilted by hand by Gerri Johns.

Design Source:Pattern by Sue Ross

341. Caldicott, Ann MOSMAN, NSW
"Beauty and the Beast" 229 x 229cm
Combined Pieced & Appliqué Quilt - Amateur

This quilt is a collaboration of ideas from Sue Cody's design classes. My interpretation ticks all my boxes and it was a joy to stitch. Beauty is in its colour and design. Beast in all that fussy cutting (2,246 x 5/8" hexies).

Design Source:Sue Cody Design Workshop

342. Steer, Lee Balmain East, NSW
"Megan's 1st Tuesday Appliqué Sampler" 227 x 223cm
Combined Pieced & Appliqué Quilt - Amateur

An appliqué sampler done in Megan Manwaring's 1st Tuesday appliqué class at Material Obsession.

Design Source:Design by Megan Manwaring

343. Kirkby, Jennifer Woollahra, NSW
"The Cormack Maguire Family Quilt" 232 x 238cm
Pieced Quilt, Large - Amateur

I love this quilt and loved the classes with Judy. It was great fun to make. I made this quilt for dear friends with three little girls. I have included their initials in the blocks. The colours I chose are very me, subdued brights and orange!

Design Source:Emma Mary by Judy Newman

344. Cody, Susanne Bowral, NSW
"Nestle and Vine" 233 x 233cm
Combined Pieced & Appliqué Quilt - Professional

This quilt is a joyous celebration of fabric and colour, of fussy cutting and design, of balance and proportion. It started with the border and a total of 3,980 x 5/8" hexagons. The centre was designed in response to this unique border.

345. Hogbin, Sue Coffs Harbour, NSW
"Brinton Hall" 232 x 232cm
Entrant's Quilt Top Large, Quilted by Another - Amateur

I was inspired to make Brinton Hall after seeing it published in Quiltmania made by Leigh Latimore. Leigh's quilt was inspired by a quilt made by Anna Brereton in 1803-1805. I therefore chose to make this quilt using more reproduction fabrics.

Design Source:Brinton Hall by Leigh Latimore

Machine Quilted by: Sandra Kelly, Art N Quilting Studio

346. Tremain, Alan R Wyoming, NSW
"Henri Rousseau inspired Modern Sampler" 216 x 216cm
Modern

Modern quilt Sampler inspired by the artistic style of Post-Impressionist French painter Henri Rousseau (1884-1910) using cotton and linen fabrics.

347. Jones, Ruth Heathcote, NSW
"My Worlds Collide" 226 x 230cm
Entrant's Quilt Top Large, Quilted by Another - Amateur

This quilt was an interesting journey. Half way through I had cataract surgery and the colours in my world changed, especially blues and purples. I was glad when I realised I could use the blue bird and the purple sky fabrics to draw it all together.

Design Source:The New Hexagon - Millefiore Quilt-Along by Katja Marek

Machine Quilted by: Vicky Greenstein, Vicky Greenstein

348. Croker, Claire Winston Hills, NSW
"Seaside Sunset" 232 x 232cm
Pieced Quilt, Large - Amateur

The golden sun sinks below the horizon transforming the ocean to rich emerald and lighting the clouds in hues of purple, pink and orange. Made as part of the 100 blocks in 100 days challenge 2017. All solids.

Design Source:City Sampler - 100 Modern Quilt Blocks by Tula Pink

349. Marvig, Michelle Orangeville, NSW
"The Explorer" 233 x 233cm
Two Person Collaborative Quilt

I love playing with traditional blocks and bringing them into the modern world of patchwork. The block dates back to 1931. I have designed a template set to make it easier to construct the block. The top became the canvas for Leanne Harvey's quilting.

350. Howse, Janet Zetland, NSW
"Happy 70th Birthday, My Soulmate" 232 x 238cm
Pieced Quilt, Large - Amateur

My soulmate, Andrew, received the top for his 70th birthday, however, he passed away before the quilt was finished. Completing it was part of my healing. Andrew had a deep connection with the Australian bush, hence the Reece Scannell fabric.

Design Source:Frames Quilt by Jenelle Kent

351. Hicks, Debbie Morisset Park, NSW
"Sylvia's Bridal Sampler in Flight" 238 x 238cm
Entrant's Quilt Top Large, Quilted by Another - Amateur

49 Blocks from "Sylvia's Bridal Sampler" all using varying ranges, prior to, and during the 6 years of construction, from French General for Moda fabrics. Birds in flight are featured wherever possible in the quilt block construction and sashing.

Design Source:Sylvia's Bridal Sampler from Elm Creek Quilts by Jennifer Chiaverini

Machine Quilted by: Adri van der Zel, Patch Passion Quilting

352. Reynolds, Joan Coffs Harbour, NSW
"Crossroads" 215 x 250cm
Entrant's Quilt Top Large, Quilted by Another - Amateur

Black, white and grey puzzle quilt. Extremely interesting figuring out the puzzle. Sewing it together was even more rewarding.

Design Source:Make a Puzzle by Margaret McDonald

Machine Quilted by: Sandra Kelly, Art N Quilting Studio

353. Fielke, Sarah Chatswood, NSW
"Down the Rabbit Hole" 245 x 245cm
Entrant's Top Quilted by Another - Professional

"Down the Rabbit Hole" makes you think of "Alice in Wonderland"... however I was actually inspired by one of my favourite books, "Watership Down", when I designed this quilt.

Machine Quilted by: Jeannette Bruce, Gone Aussie Quilting

354. Budd, Meredith KOOTINGAL, NSW
"Row, Row, Row" 244 x 244cm
Pieced Quilt - Professional

This quilt was drafted, designed, made and quilted by myself referring to traditional Blocks. I used my Everyday Expert Rulers, Diamond in a Square and Diamond in a Rectangle Templates which trim the oversized blocks to an accurate finish.

355. Birchall, Narelle Cooma, NSW
"Deja Bleu" 243 x 244cm
Combined Pieced & Appliqué Quilt - Amateur

My challenge was to design an original, imaginative sampler quilt using circles as the basis and to construct it completely by hand. The oak leaf sashing detail was inspired by a Mariners Compass quilt held in the American Museum in Britain.

356. French, Sharon BATEAU BAY, NSW
"Adventures Down the Rabbit Hole" 241 x 241cm
Combined Pieced & Appliqué Quilt - Professional

Making this quilt has been an adventure, learning new techniques, playing with fabrics and making some changes to the original design. My first attempt at needle-turn appliqué proved successful and I love the bright fun nature of this quilt.

Design Source:Down the Rabbit Hole by Sarah Fielke

357. Birchall, Narelle Cooma, NSW
"Georgian Bedcover" 242 x 242cm
Combined Pieced & Appliqué Quilt - Amateur

A traditional quilt inspired by my love of antique quilts and based on an original coverlet from the collection of Victoria and Albert Museum, London. I drafted a comprehensive pattern index incorporating mosaic, broderie perse and appliqué designs.

358. Bell, Heather BOWENFELS, NSW
"Weaway Australia" 244 x 244cm
Entrant's Quilt Top Large, Quilted by Another - Amateur

The design evolved as the bag of hexagons grew during our travels around Australia in our motorhome called WEAWAY. It was wonderful to shop for additional fabrics in remote locations particularly in NT and WA.

Machine Quilted by: Susie Anderson, Leura Quilting

359. Hunters Hill Quilters, The Hunters Hill, NSW
"Going Round in Circles" 244 x 244cm
Group/Collaborative Quilt

Hunters Hill Quilters' 2018 Show Contemporary Raffle Quilt was inspired by the work of Cathy Jack Coupland and the Boro style of stitching. A bit of a challenge in creativity and perseverance. Next, they could relax and hand quilt around the circles!

360. Capaldi, Nadine Grasmere, NSW
"Bo-Ho Baltimore" 233 x 233cm
Entrant's Quilt Top Large, Quilted by Another - Amateur

I designed my quilt with a love for traditional Baltimore Quilts. I wanted to give a bright modern twist to a beautiful classic style. My inspiration came from the bohemian colour pallet of soft blues with vibrant splashes of colour.

Machine Quilted by: Kathy McKenzie, Starquilting

361. Butcher, Linda Wandella, NSW
"Passacaglia Strippy" 231 x 255cm
Coverlet

An adaptation of the "Passacaglia" motif from Willyne Hammerstein's "Millefiori Quilts" book.

Hand pieced over papers. Hand appliquéd and quilted.

Design Source: Adaptation of Passacaglia motif by Willyne Hammerstein

362. Sullivan, Carolyn Bundanoon, NSW
"Seeds, Leaves, Fungi and Feathers" 94 x 153cm
Art Quilt

A collection of many of the images I have used in my quilt making, always reflecting my love of the land.

363. Haddrick, Julie BLACKWOOD, SA
"Inner Life Journeys" 120 x 200cm
Art Quilt

"Inner Life Journeys" encompasses 5 different aspects of my journey, including emotional, spiritual, creative, physical and journey of discovery. Various hand painting, printing, stitching techniques are incorporated in this quintet piece.

364. Hooworth, Judy Morisset, NSW
"Kashgar Souvenir" 139 x 139cm
Other Techniques - Professional

From my "Detour via the Silk Road" series, inspired by ancient tiles on a mausoleum in Kashgar in Western China. Deconstructed silk screen mono prints. Water soluble crayons, textile medium. Free motion machine quilted.

Photography Policy: Please respect our members' copyright.

Visitors to the exhibition are permitted to photograph the quilts for personal use and to post images online or in social media, **provided** the quiltmaker/s and designers (if applicable) are acknowledged. If you wish to photograph and publish for commercial purposes, please apply to the Membership desk for special permission.

365. Roberts, Jennifer Millfield, NSW
"Lucy's Crosses" 258 x 230cm
Entrant's Quilt Top Large, Quilted by Another - Amateur

This quilt was my Bucket List challenge for 2017. The blocks were mostly made from fabric in my stash and the fabric for the background and joining blocks was sourced locally. It took me exactly one year to complete.

Design Source: The Patchworks of Lucy Boston by Diana Boston

Machine Quilted by: Louise Baker, Quilted Threads

366. Miller, Robyn Belmont, NSW
"Mudripples" 233 x 236cm
Entrant's Quilt Top Large, Quilted by Another - Amateur

My children gave me the fabric I used for the central panel and this beautifully designed and hand screen printed work of art was my inspiration for choice of colours and simply pieced borders to showcase the lovely artwork by Elizabeth Gandabuma.

Design Source: Artwork by Elizabeth Gandabuma

Machine Quilted by: Jan Foster, Red Shed Quilting

367. Birch, Martha Clovelly, NSW
"Hiko Shikaku (Flying Squares)" 249 x 212cm
Pieced Quilt, Large - Amateur

Using two shibori silks, in turquoise & purple, and a vintage flower print silk for the squares. The yellow/orange silk background & the occasional glimpse of a butterfly gives added interest. Machine pieced & hand quilted with Perle 8 purple thread.

368. Miller, Sue Kurraba Point, NSW
"Paradox Point" 250 x 200cm
Entrant's Top Quilted by Another - Professional

I love the foundation piecing designs of mother and daughter designers Kristy and Shayla of Sassafras Lane Designs. I made their Block of the Month pattern called "Paradox Point" in Kaffe Fassett fabrics with a gorgeous charcoal grey background.

Design Source: Paradox Point by Sassafras Lane Designs

Machine Quilted by: Birgit Hoffman, Black Sheep Quilting

369. Parkinson, Nancy HELENSBURGH, NSW
"Chinese Lanterns" 230 x 169cm
Entrant's Quilt Top Large, Quilted by Another - Amateur

This quilt was such fun to make using material purchased on my last visit to Japan - lots of memories. Bev Darby was the designer but I altered the size of the lanterns to suit my bed size.

Machine Quilted by: Sylvia Brandmayr, A Fine Line Quiltery

370. Sydney Modern Quilt Guild Homebush, NSW
"NYE at the House" 250 x 180cm
Group/Collaborative Quilt

The quilt design showcases the idea of "Improv with intent". All blocks were pieced using improvisational techniques, ie. With no pattern and sewn together by members of the Sydney Modern Quilt Guild.

371. Boundy, Glenda WHITEBRIDGE, NSW
"Remember Me" 254 x 190cm
Entrant's Quilt Top Large, Quilted by Another - Amateur

Lynne Alchin did a reproduction of this quilt & renamed it "Remember Me". Originally it was called "Pots of Flowers" made in 1870 by SurrendrDorothy of Pennsylvania in greens & orange. Apart from the stars each & every block is different.

Design Source:Pattern adapted by Lynne Alchin

Machine Quilted by: Anne MacGee, Country Quilting

372. Hunters Hill Quilters, The Hunters Hill, NSW
"Castles in the Air" 255 x 218cm
Group/Collaborative Quilt

Castle Wall, a traditional scrap quilt block attributed to the Kansas Star, was selected for Hunters Hill Quilters' 2018 Show Traditional Raffle Quilt. Members hand pieced pre-cut reproduction fabrics before sharing the hand quilting.

373. Timmins, Chris Grafton, NSW
"Fire and Water" 250 x 230cm
Entrant's Top Quilted by Another - Professional

Original "X Factor Bargello" design using a range of fabric purchased while teaching a workshop in Rockhampton. Machine quilted by Anne MacGee from Country Quilting, Bellingen.

Machine Quilted by: Anne MacGee, Country Quilting

375. Crowfoot, Honey Tanilba Bay, NSW
"Somewhere, a Town" 137 x 137cm
Appliqué Quilt - Amateur

I became hooked on Yoko Saito's many books with bag designs, and using the lovely Japanese Taupe fabrics. I was thrilled to come across this Quilt pattern, even with the over 200 reverse appliquéd windows! I added some Aussie sheep in the border.

Design Source:Pattern by Yoko Saito for Quiltmania

376. Grove, Stephanie Jane Aitkenvale, QLD
"Wild Rose Romance" 165 x 135cm
Other Techniques - Professional

My passion is high quality digitised embroidery designs. I enjoy the challenge of including fascinating designs in a patchwork scenario and creating a dialogue between embroidery, patchwork and quilting. These designs were created for this quilt.

Design Source:Wild Rose Romance embroidery digitised by Urban Zündt

377. Jobbins, Di ZETLAND, NSW
"Shining Through" 143 x 135cm
Combined Pieced & Appliqué Quilt - Amateur

Inspired by the traditional Cathedral Windows pattern, I appliquéd over 500 dimensional diamonds to create the effect of light softly kissing a decorative metallic surface, with my favourite jewel colours glowing through scattered portholes.

378. Bowdler, Patricia Summer Hill, NSW
"Her Very Own Labyrinth" 135 x 135cm
Appliqué Quilt - Amateur

Reproduction of the labyrinth on the floor of Chartres Cathedral. I enjoyed placing the "bricks" one by one, as originally laid for pilgrims in medieval France. Made for my sister who loves labyrinths. Enjoy the serenity of following the path Wendy.

Design Source:Inspired by a postcard from Chartres Cathedral, France

379. Rachael Daisy Springwood, NSW
"Play Time" 135 x 135cm
Other Techniques - Professional

In making this quilt I wanted to show the playful nature of Yo-Yos aka Suffolk Puffs. You can tell I had fun coming up with happy themes, using bright colours and experimenting with new and different ways of featuring these pretty gathered puffs.

380. Uriarte, Lorena Maroubra, NSW
"Positive : Negative" 135 x 135cm
Modern

A literal interpretation of positive and negative space. Constructed with 729 improv pieced 2.5" blocks. Straight line quilted on my domestic machine and finished with a faced binding.

381. Corkish, Jennifer Callala Bay, NSW
"Sarah in 2018" 163 x 133cm

Appliqué Quilt - Professional

This is my newest version of the Sarah Evans Quilt, dated 1806. Just love the bright fabrics, the contrast of felted wool and embroidery giving this quilt a more modern look.

Design Source: Interpretation of the Sarah Evans quilt dated 1806

382. Cleary, Jane Wentworth Falls, NSW
"Happiness" 132 x 132cm

Other Techniques - Amateur

Making this quilt has filled me with happiness. From the design to the colours, to happy times shared with like minded quilters in class, to the stolen moments at home where I was able to indulge in my passion.

Design Source: Pine Burr Quilt class with Rachaeldaisy

383. Hickson, Michelle North Epping, NSW
"Rise" 145 x 131cm

Pieced Quilt, Small - Amateur

Whimsical hot air balloons surrounded by a border of prairie points. Gooseberry fabric designed by Vanessa Goertzen (@lallaboutique).

Design Source: Rise by Alli Jensen

384. Westmacott, Pamela Willoughby East, NSW
"Ziggy Zaggy Bubbles" 168 x 127cm

Entrant's Quilt Top Small, Quilted by Another - Amateur

Traditional Wonky Zig Zag pattern with scattered appliquéd 'bubbles' around two sides of the quilt. The Wonky Zig Zag design is my quick go-to for a fast-finished quilt. I love the freshness of this happy quilt for granddaughter Lucy.

Machine Quilted by: Jan Foster, Red Shed Quilting

385. Krige, Bernice Baulkham Hills, NSW
"Gossip at the Birdbath" 146 x 127cm

Pieced Quilt, Small - Amateur

Lorikeets, magpies, cockatoos and galahs gather at our birdbath to drink, swim, splash and gossip!! Their chatter is as colourful as their plumage. Designing and working foundations for each new feather gave me as much pleasure as watching the birds.

386. Wise, Evelyn Rhodes, NSW
"Balloons and Fans" 162 x 124cm

Pieced Quilt, Small - Amateur

Love the fabric and enjoyed making Stack and Whack for the challenge of showing how one fabric can be presented so differently. The top is pieced using six repeats of the same fabric layered and cut identically. Magic!

Design Source: Magical Fans by Bethany Reynolds

387. Budd, Meredith KOOTINGAL, NSW
"Stormy, Stormy Night" 275 x 275cm

Pieced Quilt - Professional

A traditional Storm at Sea quilt with a twist. The blocks are made using my Diamond in a Square Templates, and my Diamond in a Rectangle Templates. The blocks are made oversized and trimmed to an accurate finish. Designed, made and quilted by me.

388. Rae, Rebecca Jindabyne, NSW
"Fire Island Hosta Quilt" 247 x 248cm

Pieced Quilt - Professional

My "Fire Island Hosta" quilt was foundation pieced using a Judy Niemeyer pattern. Once pieced I then professionally machine quilted this quilt using patterns for the "Fire Island Hosta Quilt" by Judy Niemeyer on my Optimum Statler Stitcher.

Design Source: Fire Island Hosta Quilt by Judy Niemeyer

389. Capaldi, Nadine Grasmere, NSW
"Bella Fiori" 250 x 250cm

Entrant's Quilt Top Large, Quilted by Another - Amateur

All 3,125 pieces in this quilt have been fussy cut. I was able to utilise lots of leftover fabrics in my stash to produce a fun, bright modern quilt. English paper pieced.

Machine Quilted by: Kathy McKenzie, Starquilting

390. Holder, Jill TERREY HILLS, NSW
"My Japanese Quilt" 250 x 250cm

Entrant's Quilt Top Large, Quilted by Another - Amateur

I chose 6" blocks for this Drunkards Path quilt to showcase my lovely Japanese-style fabrics which were too nice to cut into small pieces.

Machine Quilted by: Tina Stephan, Quilting by the Beach

Photography Policy: Please respect our members' copyright.

Visitors to the exhibition are permitted to photograph the quilts for personal use and to post images online or in social media, **provided** the quiltmaker/s and designers (if applicable) are acknowledged. If you wish to photograph and publish for commercial purposes, please apply to the Membership desk for special permission.

391. Johnston, Lyn HUNTERVIEW, NSW
"Cherish" 250 x 250cm

Other Techniques - Amateur

"Cherish" is a quilt-as-you-go block design with appliqué, machine quilting and embellishments. The main fabric is cream quilting muslin with satin, lace and beads. It was made with love for my daughter Toni.

392. Koller, Barbara Chester Hill, NSW
"40 Years Together" 250 x 250cm

Combined Pieced & Appliqué Quilt - Amateur

The 40th wedding anniversary was a fitting reason to make a quilt with this rich red Jinny Beyer fabric. Hand pieced and appliquéd, hand quilted.

Design Source: Design by Kim McLean

393. Vermeulen, Wendy Crescent Head, NSW
"Sashiko Strelitzias" 165 x 122cm

Pieced Quilt, Small - Amateur

I began this quilt in a Margaret Cormack workshop at Misty Threads Retreat many, many years ago. It was early on in my quilting journey and was a great introduction to kaleidoscoping techniques and sashiko stitching.

Design Source: Workshop with Margaret Cormack

394. Bloomfield, Trish Beacon Hill, NSW
"Salute to Susan" 128 x 128cm

Combined Pieced & Appliqué Quilt - Professional

I collected fabric scraps usually meant for the bin to make the leaves for this quilt as a homage to Susan McCord, whose late 19th century leaf quilts fascinate me. Each leaf is foundation pieced with up to 11 different scraps of fabric.

395. Gordon, Carolynne Lilyfield, NSW
"Taming the Creative Beast" 147 x 109cm

Modern

Compiled from random offcuts of Marimekko fabric in a liberated style, this image grew to represent a creative beast lurking in the shadows of a modern bridge-like structure. Paul Klee's painting inspired the naïve style of the sea.

396. Haddrick, Julie BLACKWOOD, SA
"Configuration; Kasuri with Five Lines" 153 x 102cm

Modern

A refreshing, bold change of direction, Julie explores shape, space and line using improvisational piecing techniques with bold, flat colour. Ongoing interest in Japanese Kasuri woven fabrics inspired this piece.

397. Hammond, Fiona Lake Bathurst, NSW
"Fracture Zone" 137 x 123cm

Pieced Quilt - Professional

I wanted to play around with a bit of improvisational piecing - I enjoy the design challenges when I'm "making it up as I go along"! I've used batiks for their fabulous colours, with some black and white for contrast.

398. Flatman, Kim Clontarf, NSW
"Drought: Dust and Bones" 180 x 115cm

Other Techniques - Amateur

Farmers' and farm workers' suicide rates have been found to be double the national average. Stress and mental illness are not easily identified or supported in remote areas. What can we do to help this tragic situation?

399. Tennekoon, Grisilda Acacia Gardens, NSW
"Love at First Sight" 180 x 125cm

Pictorial Quilt

I was inspired to design and stitch this quilt after exploring the stunning Great Barrier Reef. While I was watching the turtles swim, I instantly fell in love with these ancient beautiful creatures. This quilt shows my imagination of Turtles in Love.

400. Merriel, Shirley CARINGBAH, NSW
"Aboriginal" 185 x 120cm

Appliqué Quilt - Amateur

This quilt was made for Community Quilts. There are many aboriginal children at the Far West Home at Manly. A quilt made especially for them is appreciated.

401. Hosie, Jessie SUTHERLAND, NSW
"Column-bine" 190 x 126cm

Pieced Quilt, Small - Amateur

I wanted to make this type of quilt after buying Nancy Zieman's book "Quick Column Quilts". It contains the least number of fabrics in any of my quilts.

Design Source: Quick Column Quilts by Nancy Zieman

402. Kemmis, Emma Blackalls Park, NSW
"Bejewelled" 190 x 130cm

Pieced Quilt, Small - Amateur

For my friend's daughter's 16th Birthday I made a quilt. Batiks, purples and blues were requested. I found inspiration from a quilt on the internet by Lynne Tyler, "Treasure Trove". The Bloc Loc ruler was used to help with accurate piecing.

Design Source: Treasure Trove by Lynne Tyler

403. Davis, Carolyn Woolwich, NSW
"Hexagon-a-la-scrap" 195 x 145cm
Pieced Quilt, Small - Amateur

A bag of Kaffe scraps, 3" hexagon papers and a pen. Drew up my own templates. It is amazing how many different patterns you can make.

404. Jones, Katherine Chigwell, TAS
"Postage Stamp Piecing Practice" 195 x 145cm
Modern

Made to use up all my neutral solid scraps from other quilts and practice piecing one inch postage stamps. Backing pieced from darker solid fabrics also left over from a previous project.

405. Bowker, Jenny Garran, ACT
"After the Last Sky" 207 x 232cm
Pictorial Quilt

14th August, 2013, Egyptian security and the army opened fire on supporters of President Morsi occupying the square of Raba'a el Adawiya. I bought the rights to the photograph by Mosa'ab Elshamy. Between 817 - 2,000 were killed in the massacre.

Design Source: Based on a photo by Mosa'ab Elshamy

BERNINA
made to create

Expertise
events

Photography Policy: Please respect our members' copyright.

Visitors to the exhibition are permitted to photograph the quilts for personal use and to post images online or in social media, **provided** the quiltmaker/s and designers (if applicable) are acknowledged. If you wish to photograph and publish for commercial purposes, please apply to the Membership desk for special permission.

Index of Exhibitors

Aaron, Danuta	19, 184	Corbett, Charmian	66, 262	Hadrill, Denise	128
Adamson, Julie	44	Corkish, Jennifer	266, 381	Hadjimichael, Katrina	
Albury, Rebecca	176	Cox, Dale	293		164, 308
Allan, Robin	242	Crocker, Claire	348	Haerland, Kay	28
Amy, Glenda	226	Crouch, Linda	15	Hall, Alvena	1
Anderson, Jenny	206	Crowfoot, Honey	375	Hammond, Fiona	397
Anderson, Kathleen	260	Crump, Lyn	136	Hannah, Haley	96
Andrews, Anne	199	Cuthbertson, Robyn	27	Hardaker, Judith	32
Arita, Keiko	337	Da Mata, Carolina	324	Harding, Julie	67
Babidge, Catherine	172	Dallas, Susan	218	Harradine, Colleen	83
Bacon, Jenny	192	Daly, Amanda	18, 33	Harvey, Leanne	180
Barton, Jacqueline	230	Davey, Kathleen	275	Hastings, Rebecca	179
Barton, Tonia	60	Davies, Petal	12	Haworth, Lorraine	288
Beer, Sheila	146	Davis, Carolyn	232, 403	Hebb, Charlotte	93
Bell, Heather	251, 358	Davis, Jennifer	127	Henderson, Neroli	7, 31
Beresford, Patricia	258	Day, Judy	3, 124	Henriksson, Philomena	
Biddle, Kylie	263	de Vanny, Sue	52		217, 273
Birch, Martha	367	Delandro, Jenny	142	Hewitt, Lynn	53, 327
Birchall, Narelle	355, 357	Denham, Lorna	62, 208	Hicks, Debbie	351
Bird, Lynne	81	Dennis, Sue	25	Hickson, Michelle	383
Blair, Adrienne	339	Ditchfield, Georgia	97	Hine, Bernardine	43
Bloomfield, Trish	394	Donovan, Sandra	134	Hockey, Ele	106
Blythman, Anne	231	Dorward, Debora	315, 325	Hogbin, Sue	345
Boland, Donna	50, 59	Doughty, Kathy	300	Hogg, Judy	190
Bonner, Liz	243, 331	Dubbelde, Elizabeth	200	Holder, Jill	390
Boundy, Glenda	371	Eastwood Patchwork		Holmes, Diane	329
Bowdler, Patricia	223, 378	Quilters	284, 286	Hooworth, Judy	364
Bowerbird Quilters	332	Edwards, Catherine	277	Horsford, Jennifer	271
Bowker, Jenny	405	Ellem, Paige	92	Hosie, Jessie	175, 401
Broadbent, Alicia	334	Eves, Robyn	16	Hoswell, Emily	101
Brodie, Trudy	57	Fagan, Denise	51	Howse, Janet	350
Brown, Anita	165, 264	Fairholme Quilters	248	Hunter, Beverly	224, 279
Brown, Anna	24	Fairless, Ursula	246	Hunters Hill Quilters, The	
Browne, Janet	17	Farrugia, Rosalind	220		359, 372
Browning, Catherine	311	Fenwick, Janet	130	Inoue, Kiyo	74
Budd, Meredith	354, 387	Fielke, Sarah	265, 353	Jacaranda City Quilters	
Butcher, Linda	361	Firth, Dianne	26		280
Butler, Gary	110, 305	Flatman, Kim	398	Jackson, Kath	255
Butterworth, Catherine	237, 250	Flego, Sue	141	James, Robert	58, 294
Caldicott, Ann	341	Fooij, Helena	296	Jobbins, Di	160, 377
Camden Country Quilters'		Frazer, Jan	65	Johns, Gerri	340
Guild	129	French, Sharon	356	Johnson, Lisa	152
Campbell, Eileen	68, 204	Geczy, Jenny	215	Johnston, Dianne	292
Capaldi, Nadine	360, 389	Gibson, Jane	4, 154	Johnston, Lyn	391
Cardie, Jan	5	Godden, Helen	30, 268	Jones, Carolyn	234
Carota, Laurelinda	100, 104	Gordon, Carolynne	21, 395	Jones, Katherine	404
Carota, Lee	178	Govey, Salley	9	Jones, Ruth	347
Cashman, Rae	132, 309	Gower, Barbara	54	Jurd, Chris	236, 299
Chay, Nanette	35	Grace, Pauline	316	Jurd, Leigh Davenport	
Cheng, Selina	197	Greenstein, Vicky	228		240
Chilton, Jillian	235	Griffiths, Denise	76, 261	Kelly, June	267
Cleary, Jane	382	Grove, Stephanie Jane	376	Kelton, Kathryn	281
Cody, Susann	318, 344	Gunn, Caroline	22	Kemmis, Emma	402
Cook, Jackson	95, 102	Hacker, Heather	322, 333	Keneally, Jane	82
		Hadrill, Julie	363, 396	Kennedy, Julie	211

Kennewell, Ingrid	304	Nicholls-Thomson, Sharon		Steer, Lee	342
Kirkby, Jennifer	343		107	Stewart, Tracie	13
Klompe, Isabella	301	Noske, Leanne	257	Stringer, Jennifer	
Knudsen, Stephanie		Nugent, Monique	320		169, 174
	84, 196	Nutt, Wendy	61	Stuart, Louise	42, 191
Koller, Barbara	392	Orr, Meg	73	Sullivan, Carolyn	362
Krige, Bernice	385	Parker, Lorraine	39, 151	SYDMODSQUAD	249
Laird, Suzanne	162	Parkinson, Bryn	103	Sydney Modern Quilt Guild	
Lambert, Roslyn	239	Parkinson, Nancy	369		321, 370
Lambie, Nickel	90	Pearce, Merelyn	145	Syrett, Margy	167
Lancashire, Isobel	330	Pearce, Pamela	108	Tait, Nicole	336
Langhorne, Rhonda		Perry, Anne	118	Taylor, Elizabeth	72
	144, 312	Porter, Catherine	198	Teager, Maureen	147, 269
Lapanun, Suvimon	29	Power, Susan	282	Tennekoon, Grisilda	399
Laurie, Deborah	156, 189	Pratt, Kerrin	55, 79	Terrens, Karen	193, 238
Law, Michelle	163	Pritchard, Denise	212	Thompson, Skye	276
Legrand, Megan	126	Psarras, Julie	23	Thorncraft, Kathy	148, 183
Lewis, Caesar	86	Pullen, Roslyn	317	Thrift, Lynette	219, 221
Lewis, Clare	278	Raahauge, Elaine	171	Timmins, Chris	373
Lewis, Scarlett	91	Rachaeldaisy	379	Tramontana, Di	11
Lindsay, Susan	63	Radzevicius, Barbara	227	Tremain, Alan R	252, 346
Line, Yvonne	125	Rae, Rebecca	388	Uriarte, Lorena	313, 380
Lopez, Maria-Jose	229	Rake, Maddison	94	Vermeulen, Wendy	
Louie, Deborah	75, 186	Ramsay, Jennifer	188, 328		38, 393
Lowder, Marilyn	20	Reinhard, Susan	2, 111	Waite, Eli	89
Macfarlane, Bridget		Reynolds, Dannielle	247	Waite, Oliver	88
	56, 173	Reynolds, Joan	352	Wakeling, Sue	289
Mackley, Cynthia		Ritson, Kerry	157	Walker, Chantal	254
	187, 194	Robbins, Susan	307	Walkley, Bronwyn	253, 256
Magnay, Susan	143	Roberts, Jennifer	365	Wallace, Margaret	78
Maitland Patchwork Quilters Inc	306	Roberts, Marianne	140	Wallbridge, Glenys	222
Manwaring, Megan	166	Rofe, Jenny	314	Walton, Lisa	14
Marshall, Gabby	98	Rona, Judith	158, 210	Wang, Yi	285
Martin, Maureen	121, 335	Rose, Elizabeth	310	Waples, Glen	302
Martyn, Vicki	177	Rowles, Sue	182	Webeck, Anne	201
Marvig, Michelle	245, 349	Rundle, Jane	46	Welsh, Wendy	150, 291
Mason, Beverly	297	Russell, Pam	116, 153	West, Laura-Mae	47, 195
Massie, Daphne	77	Ryan, Lisa	259, 290	Westmacott, Pamela	
Matter, Francoise	114	Sadleir, Gail	298, 326		207, 384
McDonald, Fiona	274	Sargo, Denise	45, 48	Wheelahan, Jessica	
McDonald, Margaret	137	Scott, Felicity	6		161, 168
McGoogan, Lauren	241	Scott, Pam	10	Widders, Grace	213
McGrath, Robyn	37	Serong, Chris	115, 120	Williams, Wendy	209
McGrory, Susan	123	Sharkey, Caroline	69, 155	Williams, Yvonne	135
McLane, Julie	323	Shayler, Lyn	338	Willis, Lyall	40, 105
McPadden, Joy	80	Simpson, Joanne	170	Wilson, Heather	64
Merriel, Shirley	400	Singleton, Anne	133, 159	Wilson, Lindy	36
Middleton, Heather		Smith, Brenda Gael		Wilson, Vanessa	270, 303
	49, 109		71, 203	Winters, Kashaan	99
Miller, Beth	185	Smith, Joy	216	Wise, Evelyn	386
Miller, Robyn	366	Smith, Melinda	8, 233	Wise, Glenda	117, 319
Miller, Sue	368	Southern Quilters Finishing School	122	Wood, Jennifer	202
Moody, Diane	149	Sperring, Jennifer		Wood, Kathy	41
Mormanis, Christina	112		119, 138	Wright, Elspeth	85, 87
Morrison, Stephanie	283	Spinners and Textile Art Guild, Inc, Central Coast		Wright, Louisa	272
Mosely, Catherine	214, 225	Handweavers,	113	Yip, Marjory	131, 244
Moult, Liesel	287, 295	Stacy, Miriam	205	Zammit, Dianne	34
Murray, Kay	70				

Quilts by Category

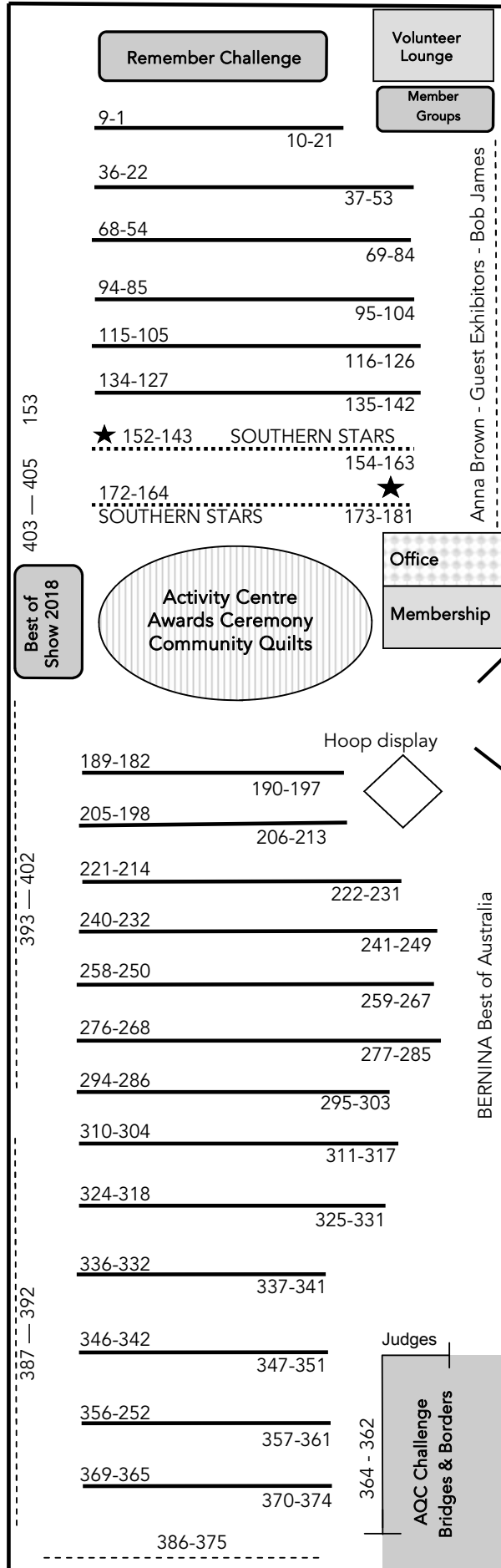
- 0 **Display Only:** 97, 303, 330
 - 1.1 **Pieced Quilt, Large – Amateur:** 109, 121, 127, 109, 121, 127, 130, 131, 142, 214, 227, 232, 235, 254, 279, 281, 283, 288, 289, 291, 293, 297, 298, 304, 312, 319, 320, 322, 339, 343, 348, 350, 367
 - 1.2 **Pieced Quilt, Small – Amateur:** 19, 55, 74, 77, 111, 114, 116, 118, 189, 197, 199, 211, 212, 217, 219, 222, 223, 226, 228, 229, 240, 244, 383, 385, 386, 393, 401, 402, 403
 - 2 **Appliqué Quilt – Amateur:** 105, 190, 224, 243, 263, 274, 296, 331, 375, 378, 400
 - 3 **Combined Pieced & Appliqué Quilt – Amateur:** 29, 38, 59, 60, 195, 202, 216, 234, 242, 273, 326, 335, 341, 342, 355, 357, 377, 392
 - 4 **Other Techniques – Amateur:** 16, 17, 34, 40, 45, 48, 106, 201, 271, 311, 333, 337, 382, 391, 398
 - 5.1 **Entrant's Quilt Top Large, Quilted by Another – Amateur:** 128, 277, 290, 301, 307, 317, 324, 334, 336, 338, 345, 347, 351, 352, 358, 360, 365, 366, 369, 371, 389, 390
 - 5.2 **Entrant's Quilt Top Small, Quilted by Another – Amateur:** 32, 63, 64, 81, 112, 184, 187, 194, 205, 207, 208, 215, 218, 221, 230, 239, 241, 246, 251, 253, 255, 256, 258, 259, 270, 282, 384
 - 6 **Pieced Quilt – Professional:** 20, 124, 133, 135, 136, 138, 182, 186, 188, 198, 200, 257, 269, 278, 310, 329, 354, 387, 388, 397
 - 7 **Appliqué Quilt – Professional:** 23, 44, 68, 231, 252, 292, 314, 323, 381
 - 8 **Combined Pieced & Appliqué Quilt – Professional:** 73, 192, 204, 209, 237, 261, 300, 302, 327, 340, 344, 356, 394
 - 9 **Other Techniques – Professional:** 15, 26, 27, 46, 52, 65, 66, 76, 196, 238, 285, 364, 376, 379
 - 10 **Entrant's Top Quilted by Another – Professional:** 10, 115, 119, 132, 140, 141, 233, 236, 245, 262, 265, 266, 299, 308, 309, 316, 328, 353, 368, 373
 - 11 **Miniature:** 2, 3, 4, 5, 6
 - 12 **Coverlet:** 57, 272, 275, 318, 361
 - 13 **Art Quilt:** 1, 14, 21, 24, 28, 35, 36, 41, 49, 50, 51, 53, 54, 61, 67, 69, 70, 78, 83, 107, 123, 125, 203, 362, 363
 - 14 **Pictorial Quilt:** 7, 9, 11, 12, 13, 18, 22, 25, 30, 31, 33, 37, 39, 42, 43, 47, 58, 72, 80, 108, 185, 260, 399, 405
 - 15 **Modern:** 8, 56, 71, 75, 82, 84, 110, 126, 183, 206, 210, 213, 225, 250, 264, 267, 276, 287, 294, 295, 305, 346, 380, 395, 396, 404
 - 16 **Two Person Collaborative Quilt:** 62, 79, 117, 120, 137, 193, 220, 268, 313, 315, 325, 349
 - 17 **Group/Collaborative Quilt:** 113, 122, 129, 134, 191, 247, 248, 249, 280, 284, 286, 306, 321, 332, 359, 370, 372
 - 18 **Junior Member A (up to Year 6):** 85, 86, 87, 88, 89, 90, 91, 93
 - 19 **Junior Member B (Year 7-12):** 92, 94, 95, 96, 98, 99, 100, 101, 102, 103, 104
 - 20 **"Southern Stars":** 143, 144, 145, 146, 147, 148, 149, 150, 151, 152, 153, 154, 155, 156, 157, 158, 159, 160, 161, 162, 163, 164, 165, 166, 167, 168, 169, 170, 171, 172, 173, 174, 175, 176, 177, 178, 179, 180
-

Commercial Quilters

This list contains only those commercial quilters who are members of QuiltNSW and whose work features in the exhibition.

Adri van der Zel	Patch Passion Quilting	0419 258 739	Cooranbong
Anne MacGee	Country Quilting	0416 079 207	Bellingen
Belinda Betts	Eucalypt Ridge Quilting	0417 668 337	Orange
Birgit Hoffman	Black Sheep Quilting	0412 077 421	Spring Farm
Cathy Calvert	Lake Edge Quilting	0417 236 980	Teralba
Cathy Davies	Quilt Studio	0400 200 650	Tea Gardens
Christy Wang	Quilting Treasures	0415 437 572	Bilgola
Clare Lewis	Never Ending Quilting	0410 334 868	Medowie
Desley Maisano	Addicted To Quilts	03 9833 3320	Mount Waverley
Di Holmes	J&D Quilting	0409 983 898	Lisarow
Donna Warren	Quilted 4 You	0417 259 652	Cartwright
Grace Widders	Grace Widders	02 9819 6455	Gladesville
Heather Pollard	Heather's Magical Stitches	0408 756 103	Picton
Heather Shanks	Heasha Quilting	0414 825 721	Palm Beach
Helen Hayes	Noah's Quilting	03 9801 1772	Wantirna
Jan Foster	Red Shed Quilting	02 4394 0904	Gorokan
Jeannette Bruce	Gone Aussie Quilting	0403 659 805	Bombala
Jenny Hancock	AngelCake Quilting	0438 422 355	Kanahooka
Jo-Ann Phillips	Quiltwise	02 9440 2033	Nth Turrumurra
Judi Schon	Judi Schon	+64 9478 9397	Browns Bay Auckland
Kat Jones	Two Cats Quilting	0426 421 648	Chigwell
Kathy McKenzie	Starquilting	0411 121 438	Bolwarra Heights
Katy Law	Katy Law	0407 830 610	Thirlmere
Kay Murray	Kay and Quilting	02 9874 2656	Eastwood
Kerry Desmond	Florabella Quilting	0448 282 517	Johns River
Leisel Cotterill	Leisel's Machine Quilting Services	02 4757 1577	Wentworth Falls
Louise Baker	Quilted Threads	02 4933 9944	Thornton
Maxine Sandry	Quilts to the Max	0438 455 494	Cambewarra
Norma Bradley	a1craft and quilting	0438 877 664	Crowlands
Rebecca Rae	A Stitch N Line	0427 011 571	Strathfield
Sandra Kelly	Art N Quilting Studio	02 6656 0788	Sandy Beach
Sharon French	Morningstar Quilting	0414 719 131	Bay Village
Sue Olma	So She Quilts	0413 366 537	Marayong
Sue Rowles	Sue's Top Finish	02 9519 5907	Newtown
Susie Anderson	Leura Quilting	0418 461 403	Leura
Sylvia			
Brandmayr	A Fine Line Quiltery	02 4855 1069	Mittagong
Tina Stephan	Quilting by the Beach	0414 999 724	North Narrabeen
Tonia Brooks	Malanda Quilting	0429 302 024	Malanda
Trina Walker	Anirt Designs	0409 302 468	Hornsby Heights
Vicky Greenstein	Vicky Greenstein	0407 234 680	Grays Point

Exhibition Layout: Sydney Quilt Show 2018



QUILTNSW MEMBER ACTIVITIES:

- Meet and mix with a community of like-minded people who have a passion for patchwork, quilting, colour and fabric
- Attend six general meetings per year featuring demonstrations, guest speakers, shopping and hand sewing time
- Pop Up sewing days at stores across Sydney and Sunday Sew-Ins across Sydney
- Explore NSW at the annual Country Meeting
- Sew all weekend at the Annual Retreat
- Make quilts for charity
- Volunteer across a wide range of roles and activities
- Pop in Mon - Fri 10am-3pm to our office Level 5, 276 Pitt Street, Sydney

QUILTNSW MEMBER BENEFITS:


- Quarterly printed newsletter, "The Template" and monthly e-newsletter
- Borrow from an extensive library of patchwork/quilting books and magazines
- Attend workshops with local and international tutors at a discounted rate
- Get discounts at various stores across NSW just for being a member
- Access to our Scholarship program
- Country Tutor program for member groups
- Affordable Group Insurance for member groups
- Teacher Accreditation Program and Judging Education Program
- Quilt Appraisal Service and Judging Service
- Share in a Member Only Facebook Group
- Learn at Friday Showcase – a quilter's journey
- Annual themed and judged quilt challenges
- Learn at the Quilt Study Group meetings
- Enter 1 or 2 of your quilts into the members' only exhibition at the Sydney Quilt Show

EXHIBITIONS:

- Annual Sydney Quilt Show - a members' only exhibition featuring hundreds of quilts. Enjoy the Best of Australia Quilts and special displays by guest exhibitors
- Other special exhibitions

MEMBERSHIP CATEGORIES : Individual, family, junior, group and international

SIGN UP ONLINE OR AT THE MEMBERSHIP DESK TODAY!



QuiltNSW

The Quilters' Guild of NSW Inc
Level 5, 276 Pitt St Sydney NSW 2000 - 02 9283 3737
office@quiltsw.com - www.quiltsw.com