

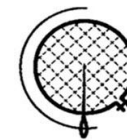
Exhibition Catalogue



QuiltNSW



Sydney Quilt Show 2017
A members' exhibition



QuiltNSW Committee 2016/2017

Megan Manwaring
Penelope Coombes
Karen John
Susan Burston
Sandra Harvey
Robin Allan
Chris Jurd

Exhibition Sub-committee

Sandra Harvey
Robin Allan
Carla Bosch
Anita Brown
Catherine Butterworth
Robyn Eves
Jane Gibson
Rebecca Hastings
Deborah Laurie
Sandra Lyons
Catherine Porter
Carolyn Rawson
Gail Sadleir
Robyn Shipton
Brenda Gael Smith

Drop Off Persons

Liz Bonner	Stephanie Knudsen
Jill Chilton	Sandra Laird
Sue Cody	Rhonda Langhorne
Wendy Cross	Deborah Laurie
Amanda Daly	Lorraine Lloyd
Sandra Donovan	Sandra Lyons
Sharon French	Megan Manwaring
Pam Furniss	Liesel Moul
Brenda Gael Smith	Carolyn Rawson
Barbara Gower	Elizabeth Rose
Kaye Graham	Margy Syrett
Denise Griffiths	Maureen Teager
Kay Haerland	Cinzia White
	Yvonne Williams

Hoop Display Convenors

Bob James
Megan Manwaring

QuiltNSW

Level 5, 276 Pitt Street, Sydney NSW 2000
Tel: (02) 9283 3737 Fax: (02) 9283 3274
Email: office@quiltsw.com
www.quiltsw.com

QuiltNSW

Sydney Quilt Show: 22-25 June 2017

Table of Contents

President's Message	2
2017 Judges	3
Special Exhibitors	4
Activity Centre news	6
Sponsors Listing	7
Awards, Categories & Prizes	11
2018 Special Themed Category news	14
Recycled Repurposed Revitalised Category	15
Best of Australia – Special Exhibit	16
Members' Exhibition Quilt Listing	17
Index of Exhibitors	45
Quilts by Category	47
Commercial Quilters	48
Exhibition Layout	49

Super Quilt Raffle 2017



Tickets \$2 each

Available from the Membership Desk
'String Tulips'

Quilt makers: Cath Babidge, Kathy Doughty, Megan Manwaring, Helena Fooij, Liesel Moul, Grace Widders, Julie Kennedy, Carolyn Davis, Beverly Mason, Robyn Shipton and Wendy Williams
Raffle quilt photography by John Doughty

Drawn 4:00pm Sunday, 25 June 2017

- | | |
|------------|-----------------------------------------------------------------------------------------------------------------------|
| 1st Prize: | 2017 Raffle Quilt 'String Tulips' valued at \$4,300 |
| 2nd Prize: | BERNINA Model 215 Sewing Machine valued at \$1299
<i>Sponsored by BERNINA Australia Pty Ltd</i> |
| 3rd Prize: | Books, Bookazines & Subscription to <i>Homespun</i> valued at \$1000 <i>Sponsored by Homespun Magazine</i> |
| 4th Prize: | Fabric Pack valued at \$200 <i>Sponsored by XLN Fabrics</i> |
| 5th Prize: | Fabric Pack valued at \$200 <i>Sponsored by PK Fabrics</i> |
| 6th Prize: | Collectors Box of Threads valued at \$150
<i>Sponsored by Perivale Gütermann</i> |
| 7th Prize: | Craft Lamp valued at \$150 <i>Sponsored by Daylightman</i> |
| 8th Prize: | Fabric Hamper valued at \$100
<i>Sponsored by Frankenstein's Fabrics</i> |

President's Message

On behalf of QuiltNSW, welcome to the 2017 Sydney Quilt Show. QuiltNSW is the premier quilting guild in NSW and comprises over 900 members, of which approximately 100 of those members are groups, whose members number well over 2,000. QuiltNSW seeks to promote patchwork and quilting, to bring quilters together and share quilting information. In a world where we never seem to 'switch off', the Guild's ability to create a community, to promote the worth of hand made and to acknowledge the benefit and mindfulness of patchwork and quilting is more relevant today than when we started 35 years ago.

QuiltNSW' Sydney Quilt Show is our flagship event and as you can see, it is truly a celebration of quilting. This year, we have had a record number of entries and have been able to hang around 410 quilts. In particular, thank you to those members who willingly withdrew one of their entries in order to accommodate the number of entries. We very much appreciate their understanding. In addition, we have coverlets as a new category in our exhibition; a patchwork inspired repurposed furniture display to complement our Repurposed, Recycled, Reloved challenge quilts; our expanded hoop display; quilts from our special exhibitors Rhonda Pearce and Carolyn Sullivan; an activity centre making quilts for children in need and much more. Quilts on display also include the Expertise Events 2017 AQC Challenge quilts and the BERNINA Best of Australia quilts.

Congratulations to Jane Gibson and Lynn Hewitt – both of whom were recognised with prestigious awards at the 2017 Australasian Quilt Convention.

Jane Gibson was awarded the Lut-da Award, recognising her outstanding contribution to the community through quilting.

Lynn Hewitt was announced as the 13th recipient of the Rajah Award, which acknowledges an outstanding contribution to quilting in Australia.

Our beautiful raffle quilt was made and generously donated by past president Cath Babidge, Kathy Doughty and others, who have in common their community at Material Obsession. Thank you to these makers, whose names are listed on page 1 of this catalogue.

I write this welcome at the end of National Volunteers Week. The stunning display of quilts around you is entirely put together by volunteers – members (and sometimes their family) work tirelessly for many, many months on all aspects of the show. A very heartfelt thank you to everyone who has volunteered in any way to make this all happen and to our Exhibition Secretary, Sandra Harvey, for leading such a cohesive team. It is a wonderful community to be part of. Stop by our activity centre or membership desk to learn more about QuiltNSW and how you can get involved. Every contribution, no matter how small, adds to the achievement that is QuiltNSW.

The Sydney Quilt Show would also not be the same without the support of our many sponsors. Our principal sponsors Expertise Events and BERNINA Australia have once again provided their valuable support to make this show a success and all our sponsors make it possible for us to award generous and meaningful prizes to the award recipients. Please show your support for our sponsors as they continue to support us, a listing of which is included in this catalogue.

Enjoy the show.

Megan Manwaring

President



QuiltNSW Groups

from around NSW will be displaying their work:

Thursday 22 June	Northbridge Quilters	Eastwood Patchwork Quilters
Friday 23 June	SYDModSQuad	Chatelaine Quilters Inc.
Saturday 24 June	Korean Culture Centre Australia	Singleton Quilters Inc.
Sunday 25 June	Stonequarry Quilters	Campbelltown Patchwork & Quilters Guild

Sydney Quilt Show 2017 Judges

Lynn Hewitt

Lynn Hewitt has been making quilts for 28 years and teaching patchwork and quilting for 26 years. She joined The Quilters' Guild of NSW in 1990 and has entered quilts in the Sydney Quilt Show every year since 1991. She joined the Guild Committee in 1995 as Sponsorship and Publicity officer and has been on various sub-committees ever since. Lynn was President from 1999 to 2002 when it was decided to change the name to The Quilters' Guild of NSW Inc. She was President again from 2005 to 2006.

At present, Lynn is on the Teacher Accreditation, Valuation and Judging sub-committees of QuiltNSW. She has judged 28 quilt shows, including country quilt shows in NSW as well as major quilt shows in Sydney, Canberra, Brisbane and Darwin. Lynn is an Accredited Teacher and she teaches regular 'Anything Goes' classes at a local patchwork shop as well as workshops with groups in country NSW.

Another of her favourite activities is leading Quilters' Tours overseas. Lynn has led one to Houston and five to Japan. The Japanese tours focus on textile related activities and visits to a Japanese quilting group and, in the past, the Yokohama Quilt Show. These frequent trips to Japan have influenced Lynn's recent works, and she enjoys exploring new techniques which she likes to share with her students.

At the recently held Australasian Quilt Convention in Melbourne, Lynn was presented with the Rajah Award; this Award acknowledges an outstanding contribution to quilting in Australia.

"Japanese Traditions": Completed 2012 (139 x 200 cm)
Sashiko blocks designed by Hitomi Fujita are combined with a Japanese fabric featuring a traditional landscape. Machine appliqué is used to 'blur' the seams between the blocks, creating a continuous landscape. Machine pieced and quilted, hand stitched and hand quilted. Quilt completed in 8 weeks, July to August, 2012 for inclusion in Down Under Quilts Magazine.

Jan Foster

Jan lives on the Central Coast of NSW. She is a former Visual Arts Teacher and for the past 14 years has poured her creativity into longarm quilting. Jan quilts on a hand-guided Gammill for most of her custom quilting and also uses a computerised Gammill to complete Edge to Edge quilting for customers' quilts.

Jan absolutely loves what she does - completing customers' quilts as well as her own. She loves the texture and pattern that the quilting design brings to a quilt top. Jan admits to being a bit obsessive about quilting things well and ensuring that the quilting complements the quilt top and not dominate it.

Jan also enjoys teaching domestic machine quilting locally and in Newcastle. She feels a great sense of satisfaction being able to pass her quilting knowledge on to quilters who are passionate about completing their own work all by themselves.

"Lollipop": Completed 2017 (200 x 200 cm)
I had a lot of fun collecting the brights for this project. I love 'drunkards path' and decided to try out the 'drunkards path' rulers from Victorian Textiles. This is a long time UFO glad to be finished. It has been custom quilted with a combination of freehand and computerised designs.

Beth Miller

Beth has lived in Canberra, Australia's capital city since 1975, but spent her formative years in Darwin, Northern Territory. The 1974 cyclone which devastated Darwin made the decision to relocate to Canberra via Alice Springs very easy.

Beth didn't have a sewing background as the hot humid weather of the Northern Territory didn't lend itself to working with a needle and thread. It wasn't until she was in her mid-twenties that Beth decided to enrol in a dressmaking course.

Beth attempted to make a quilt on her own but her real introduction to patchwork occurred when she attended a beginner class in 1981. Over time she has tried many techniques but favours the freedom of contemporary piecing and fused appliqué. What started out as a hobby has become a passion and has given Beth the opportunity to travel and meet many wonderful people from all over the world.

In 1997 Beth completed Tertiary studies in commercial screen printing, fabric decoration and printing. It was during that period that she started to make art quilts and print, paint and dye many of the fabrics that she uses in

her work. Beth's other passion is photography and she uses her photographs as a design source. Sometimes she may only use a single photograph and at other times she may collage several photographs to create the design. Most of Beth's work is based upon the technique of fused appliqué and machine quilting. In many cases she enhances her work with hand embroidery or hand stitching.

Beth's work has been juried into many selected exhibitions both nationally and internationally and she has won awards in both Australia and the USA. She is one of the six Canberra based artists of the tACTile group comprising of Jenny Bowker, Dianne Firth, Helen Gray, Beth Miller and Beth and Trevor Reid working in partnership. The tACTile group has been exhibiting their work both nationally and internationally for the last fourteen years.

Beth has been teaching patchwork classes to adults and children since 1991 within Australia and also internationally concentrating upon colour, design, appliqué and contemporary piecing. She has found teaching to be very rewarding; "to be able to introduce ideas and techniques to students so that they could express themselves in a creative manner was very satisfying". In 2010 Beth decided to retire from teaching to concentrate upon her art quilts and spend more time with her family.

In 2016 Beth was selected to be the recipient of the prestigious Rajah Award sponsored by Expertise Events for outstanding contribution to Australian Quilting.

"Bayon Temple": Completed 2016 (102 x 151 cm)

The Bayon Temple was thought to be built in the late 12th Century by the Khmer King Jayavarman VII. The most distinctive features of the Bayon complex are the massive serene stone faces carved on the four sides of the towers and the bas relief carvings depicting everyday scenes. I was amazed at how the faces and carvings created a sense of awe and presence even though they had been exposed to the elements and neglect over the last seven centuries.

Sydney Quilt Show 2017 Special Exhibitors

Special Exhibitor Appearances

Both of our special exhibitors will have quilts on display for the duration of the Sydney Quilt Show and will be giving floor talks:

Carolyn Sullivan	Thurs to Sun	12.00 noon - 1.00 pm
Rhonda Pearce	Thurs	2.00 pm – 3.00 pm
	Fri to Sun	1.00 pm – 2.00 pm

Carolyn Sullivan

Carolyn lives just outside Bundanoon on five acres of flat, plateau country surrounded by eucalypt and deciduous trees in a park like site. Its cool climate, many gardens, closeness to the escarpment and beautiful mists, provided lots of inspiration for her work. Living on a large expanse of land has meant that she has a closer involvement with the natural features. It also enables her to thoroughly investigate the smaller things that are here – the leaves, deciduous, conifer and eucalypt; the tracks left by insects on tree trunks and on the ground; the lichens; the fungi; the grasses; the birds; and the mists, sleet and storms of the cold climate.

Carolyn's journeys away from home also presents opportunities to observe, draw, interpret and incorporate new ideas into her works. An 8,000km-driving trip to Central Australia in 2013 and a return trip in 2016 have provided a lot of inspiration for new work. "I have seen the desert in bloom and rare moments like these are a gift in a land that is often harsh and confronting".

Hand stitching is what she loves to do. Indian kanthas and the tradition of close, straight stitches have formed the majority of her work, however, she is also interested in finding other ways of stitching that expresses what she sees. She covers large expanses of her own plant dyed cloth with stitching that describes the vastness of the Australian landscape.

Carolyn has been a member of QuiltNSW since 1991 and served on the Valuation committee for a short time before becoming Vice President in 1994, then President in 1995-6. She was honoured to become a Life Member some years ago but since moving to Bundanoon in 2004, most of her involvement with QuiltNSW has been the annual Quilt Show.

In the last 10 years Carolyn has been involved with Ozquilt Network, exhibiting with their Australia Wide collections and finding exhibition opportunities through the newsletter that the organisation offers.

Carolyn's most pleasing achievement has been to have quilts accepted into general art exhibitions at Stanthorpe Regional Gallery and at Goulburn Regional Gallery, each on two occasions. "Stanthorpe Gallery has one of my works in their collection".

She has written five books, three of which show the sources of inspiration, drawing and artworks made from those sources and finished works. They can be purchased through Blurbs.

1. **"Returning"** 2014, 136 x 117 cm.

I was invited to contribute to the 'Labours of Love' exhibition at Hazelhurst Gallery and Art Centre in 2015. I lived for almost 50 years in the Sutherland Shire before moving to Bundanoon in 2004 and this quilt was meant to represent growing up there – the bush, the birds, the flowering gum trees, and the freedom to run wild, all in a newly built suburb.

2. **"Three Views"** 2011, 107 x 79 cm.

This was included in 'Regeneration' at Manly Art Gallery and was about regeneration of the bush after clearing.

3. **"Flowering Red Gums"** 2012, 117 x 99 cm.

This quilt was all about the wide expanse of the undulating land extending from our home acreage to the escarpment and the coast. The flowers of the Australian bush are part of that view and inspire my work.

4. **"Distant"** 2014, 116 x 101 cm.

After a long drive to Central Australia in 2013 and back I had been amazed at the growth of flowers after rain.

5. **"One Jumped"** 2015, 148 x 89 cm.

This is a continuing response to the flowers of the desert.

6. **"Mushroom"** 2010, 140 x 92 cm.

Looking at the undersides of the mushrooms that grow wild on our property. This quilt was included in Quilt National 2011.

7. **"Roadside Coreopsis"** 2010, 135 x 97 cm.

The bright cheery lines of coreopsis flowers along the road are a seasonal view of where I live.

8. **"Driving In"** 2013, 158 x 106 cm.

This quilt was about my drive into Canberra, made for the centennial of Canberra exhibition held by Ozquilt Network at Craft ACT in 2013. I was highlighting the many images of one place that can be seen when 'driving in'.

9. **"Remnants"** 2009, 130 x 75 cm.

The landscape varies from the particular to the expansive – from insect tracks in a log to the undulations of the land. This quilt was in the New Quilt at Manly Art Gallery in 2009.

10. **"Bark Lines"** 2009, 75 x 82 cm.

Tracing the lines of bark on one of the trees on our property.

11. **"Frivolous"** 2011, 60 x 60 cm.

My interpretation of a postcard of a Yugoslavian embroidery. Made just for the fun of stitching.

12. **"Abundance"** 2013, 60 x 60 cm.

Another work based on cultural embroidery.

13. **"Other Places"** 2015, 94 x 70 cm.

A series of embroideries based on cultural embroideries

14. **"Signature XIII"** 2007, 50 x 54 cm.

This quilt shows the scribbly gum markings from our property.

15. **"Red Mallee Leaves"** 2008, 47 x 47 cm.

Made after a trip to Mungo National Park, using the leaf shapes of the mallee trees and showing the openness of the desert.

16. **"Eucalypt"** 2010, 50 x 50 cm.

Reflecting colours and images of home.

Rhonda Pearce

Rhonda's professional life began at the age of fifteen with an apprenticeship as a dressmaker in an 'Haute Couture' fashion house in Sydney called Germaine Rocher. She followed this with a twenty-five year business of her own as a dressmaker, making formal gowns and many more wedding dresses than she cares to count. She caught the patchwork bug in the nineties and it took over her life, ending her dressmaking career.

Following a trip to the U.S.A. with Val Moore, Rhonda came home all inspired and in 1997, opened a patchwork shop in the old post office at Glenbrook in the Blue Mountains of New South Wales called 'Post Office Patchwork'. She held many classes for adults and children and found this very rewarding. Over the years she made many new friends.

Over the ensuing years Rhonda developed many patterns and produced numerous outstanding quilts, including First Place in The Quilters' Guild of NSW's 'Professional, Traditional and Viewers' Choice 2007' category for her 'Insanity' quilt, which has attracted a huge following, both in Australia and overseas.

After selling the business in 2014, Rhonda continued to teach classes at Post Office Patchwork, Patchwork Plus and other places. Over the years she has entered many quilts in the Sydney Quilt Show and has been lucky enough to win some awards.

Rhonda's highlight so far was winning a blue ribbon in the traditional appliqué section at the Houston Quilt Show, U.S.A. in 2013. It was in Hawaii on her way home that Rhonda found out she also won the Viewers' Choice award. Much celebration was enjoyed with her friends.

1. **"Elsie May"** 2016, 140 x 158 cm.
This is an original design including basic pieced blocks. This quilt has been hand pieced, hand appliquéd and hand quilted.
2. **"Monique's Mosaics"** 2016, 250 x 286 cm
This design was inspired by a trip to Italy and a picture a friend showed me. Paper pieced and hand quilted. I made this quilt for my granddaughter for her 21st birthday.
3. **"A Tribute to Anne"** 2015, 245 x 295 cm
The original quilt is hanging in the Victoria and Albert museum in London. I fell in love with the Ann Randoll Coverlet when it toured in Brisbane. This is my version which was drawn up by me. It is hand pieced and hand quilted.
4. **"Glenbrook Star"** 2015, 200 x 200 cm
This is an original design. Foundation pieced and hand appliquéd. Machine quilted by David Hansor, Moss Vale.
5. **"Red Birds"** 2014, 150 x 150 cm
This is an original design. Foundation pieced and hand appliquéd. It was machine quilted by David Hansor, Moss Vale.
6. **"Dear Jane"** 2014, 206 x 206 cm
Everyone loves to make a Dear Jane. Foundation pieced and hand quilted.
7. **"Classic Baltimore"** 2012, 270 x 270 cm
The original quilt is hanging in The American Museum in Bath, England. I drew up all the blocks which are hand pieced and hand quilted. This quilt won a blue ribbon in the Traditional Appliqué category & Viewers' Choice in Houston U.S.A. in 2013.
8. **"Insanity"** 2007, 195 x 212 cm
This is my most famous quilt. It is an original design which has been paper pieced and hand quilted. Insanity has its own Facebook page and has a following around the world.
9. **"My Patchwork Journey"** 2001, 220 x 220 cm
My second appliqué quilt. It was started in a class with Susan Harris. I used Elly Sienkiewicz's feather border. It is hand quilted with trapunto.
10. **"For my Child"** 1995, 202 x 263 cm
My first appliqué quilt. It was designed by Jeana Kimball and her quilt was called Bride of Tulip Valley. This quilt was quilted and made for my daughter Lee for her 21st birthday.

Activity Centre

The activity centre will be operating **10.00am – 12noon and 2.00 - 4.00pm Thursday; 9.00am - 4.00pm Friday, Saturday and Sunday.**

Come and see how to make a quilt - and get involved if you wish!

Friendly quilt tutors will be demonstrating all stages of making the top and we encourage visitors to help with the sewing. We also would like younger visitors to help with arranging the blocks on the design wall.

Patterns for two simple blocks, Rail Fence and Disappearing Nine Patch, will be available for a gold coin donation which will go towards batting for the quilts.



We will be making the quilts for Streethearts, an organisation that helps members of the community who are isolated, outcast and disadvantaged.

So come along, get involved, learn the basics of making a quilt and help this wonderful cause. We will be using sewing machines kindly lent to us by BERNINA Australia.

QuiltNSW Community Quilts

Will be demonstrating their skills in pinning and making quilts which are then donated to appropriate causes and organisations. Community Quilts will be using two BERNINA 720 sewing machines kindly lent to us by BERNINA Australia.

2017 Sponsors Listing

Principal Sponsors

BERNINA Australia Pty Ltd

P.O. Box 268 Castle Hill NSW 1765
 Contact: Greg Alexander 02 9899 1188
 Email: berninamail@bernina.com.au
<https://www.bernina.com/en-AU/Home-Australia>

Expertise Events

P.O. Box 6053 Frenchs Forest NSW 2086
 Contact: Judy Newman 02 9452 7575
 Email: craft@expertiseevents.com.au
www.expertiseevents.com.au/

Gold Sponsors

Accuquilt

c/o Blessington PO Box 254 Seven Hills, NSW 1730
 Contact: Di Hobbes 02 8811 1900
 Email: Di.hobbes@singerco.com.au
<https://www.accuquilt.com/>

Art N Quilting Studio

90 Sandy Beach Drive Sandy Beach, NSW 2456
 Contact: Sandra Kelly 02 6656 0788
 Email: artnquiltingstudio@bigpond.com
<http://www.artnquiltingstudio.com.au/>

Australian Patchwork & Quilting

37 Carnarvon Street Silverwater, NSW 2128
 Contact: Jessica Harlow 02 9741 3800
 Email: jharlow@expresspublications.com.au
<http://www.patchworkandcraft.com.au/>

Craft Depot Pty Ltd

Unit 6, 30-32 Foundry Road Seven Hills, NSW 2147
 Contact: John Clegg 02 8824 1111
 Email: jc@macscrafts.com.au
<http://www.hobbycraft.com.au/>

Hobbysew

PO Box 4189 Marayong, NSW 2148
 Contact: Mr Chris Castley, Tracey Wirihani 02 9831 2111
 Email: chrisc@hobbysew.com
 Email: traceyw@hobbysew.com
www.hobbysew.com.au/

Homespun Magazine

Unit 5, 6-8 Byfield Street North Ryde, NSW 2113
 Contact: Emma Perera (02) 9887 0387
 Email: eperera@universalmagazines.com.au
<http://www.homespun.net.au/>

Horn Australia Pty Ltd

PO Box 223 Salisbury, SA 5108
 Contact: Daryl Guidotto 08 8209 2800
 Email: dguidotto@horn.com.au
<https://horn.com.au/>

Perivale Gütermann Pty Ltd

PO Box 62 Gordon, NSW 2073
 Contact: Scott Gatte 02 9416 0605
 Email: perivale@gutermann.com.au
<https://www.gutermann.com/>

Quilters Companion

Unit 5, 6-8 Byfield Street North Ryde, NSW 2113
 Contact: Emma Perera 02 9887 0387
 Email: eperera@universalmagazines.com.au
<http://www.universalmagazines.com.au/magazines/quilters-companion/>

Quiltsmith

75 Nelson Street Annandale, NSW 2038
 Contact: Melinda Smith 02 9550 4947
 Email: quiltsmith@ozemail.com.au
<https://www.quiltsmith.com.au/>

SSS Pty Ltd

PO Box 4189 Marayong, NSW 2148
 Contact: Michael Castley 02 9672 3888
 Email: michaelc@sewgroup.com
<http://www.sewingcraft.com/index.php>

The Patchwork Shop

Unit 14, 5B Curtis Rd Mulgrave, NSW 2756
 Contact: Dianne Louis & Leonie Baker 02 4577 2490
 Email: thepatchworkshop@hotmail.com
<https://thepatchworkshop.com.au/>

The Strawberry Thief

Email: robyn@thestrawberrythief.com.au
 Contact: Robyn Shapiro 0400 933 902
<http://www.thestrawberrythief.com.au/>

2 Green Zebras

PO Box 530 Tweantin, QLD 4565
 Contact: Fiona Mason 0438 880 396
 Email: fiona@twogreenzebras.com
<http://www.twogreenzebras.com/>

XLN Fabrics Pty Ltd

Unit 2, 21 Binney Road Kings Park, NSW 2148
 Contact: Kerrie Rackley 02 9621 3066
 Email: kerrierackley@xln.com.au
www.xln.com.au/

Thank you to our sponsors; their generosity and support are much appreciated. Please support them in return.

Silver Show Sponsors

Australian Machine Quilting Association

PO Box 252 Contact: Vanita Roy
Warwick, QLD 4370 0413 386 102
Email: president@amqa.com.au
http://amqa.com.au/

Berry Quilt & Co.

5/66 Albert Street Contact: Sharon Thomson
Berry, NSW 2535 02 4464 3387
Email: sharon@berryquiltandco.com.au
http://www.berryquiltandco.com.au/

Cottage Quiltworks

Suite 4205, Contact: Gerri Johns
4 Daydream Street 02 9997 4661
Warriewood, NSW 2104
Email: gerrijohns@optusnet.com.au
http://cottagequiltworks.com.au/

Fabric Garden

4/145A Kurraba Road Contact: Sue Miller
Neutral Bay, NSW 2089 0417 068 855
Email: suehmiller@bigpond.com
http://www.fabricgarden.com.au/

Frankenstein's Fabrics

PO Box 99 Contact: Marni Franks
Gosford, NSW 2250 0416 023 637
Email: frankensteinsfabrics@hotmail.com
http://www.frankensteinsfabrics.com/

Marilyn's Patchwork Corner

20 Watson St Contact: Marilyn Stewart
Ulladulla, NSW 2539 02 4455 4229
Email: patchwork@shoalhaven.net.au
https://www.facebook.com/Marilyns-Patchwork-Corner-212077668834167/

Material Girls Down Under

24/2 Sugar House Rd, Contact: Maru Soto
Canterbury, NSW 2193 02 9787 9564
Email: maru@materialgirlsdnunder.com
http://www.materialgirlsdnunder.com/

Material Obsession

72 Roseby Street Contact: Kathy Doughty
Drummoyne, NSW 2047 02 9819 6455
Email: info@materialobsession.com.au
http://www.materialobsession.com.au/

My Sewing Supplies

136-138 Oak Road Contact: Ian & Bernadette Hoy
Kirrawee, NSW 2232 02 9542 3513
Email: info@mysewingsupplies.com.au
http://www.mysewingsupplies.com.au/

Patched and Pieced

Unit 6, Dulmison Ave Contact: Leesa Evans
Wyong, NSW 2259 02 4355 4400
Email: patchedpieced@gmail.com
https://www.patchedandpieced.com.au/

Patchwork in Port

79 Hastings River Drive Contact: Jennifer Sperring
Port Macquarie, NSW 2444 02 6583 3257
Email: jennifer@patchworkinport.com.au
http://patchworkinport.com.au/

Pieces to Treasure

701 The Scenic Road Contact: Jenelle Kent
Macmasters Beach, NSW 2251 02 4381 2337
Email: enquiries@piecestotreasure.com.au
http://www.piecestotreasure.com.au/

Reverse Garbage

8/142 Addison Rd Contact: Dare Kavanagh
Marrickville, NSW 2204 02 9569 3132
Email: darekavanagh@reversegarbage.org.au
https://reversegarbage.org.au/

Sew Can I

Shop 3, 21 Lavin Cres Contact: Karen Stewart
Werrington Downs, NSW 2747 02 9623 4570
Email: sewcani@yahoo.com.au
http://www.sewcani.com.au/

The Happenstore

55 Parramatta Rd Contact: Cath Derksema
Annandale, NSW 2038 0438 212 231
Email: thehappenstore@gmail.com
http://www.thehappenstore.com/

Busy Thimbles

79 Cambourne Ave Contact: Judy Hansen
St Ives, NSW 2075 0418 257 023
Email: judy@busythimbles.com.au
http://www.busythimbles.com.au/

Can Do Books

PO Box 46 Contact: Stephanie Reekie
Hawthorn, VIC 3122 03 9813 5222
Email: stephanie@candobooks.com.au
http://www.candobooks.com.au/

Caroline Sharkey

42 Pilot Street Contact: Caroline Sharkey
Urunga, NSW 2455 02 6655 6450
Email: csharkey@westnet.com.au
http://www.textileartworkshopsonline.com/

Charles Parsons Pty Ltd

PO Box 400 Contact: Melea Fordyce
Thomastown, VIC 3074 03 9380 3600
Email: mfordyce@charlesparsons.com.au
http://www.charlesparsons.com/

Chris Timmins

136 Fry Street Contact: Chris Timmins
Grafton, NSW 2460 02 6642 1173
Email: christimmins6@bigpond.com 0418 298 595
http://www.christimmins.com/

Country Quilting

325 Roses Road Contact: Anne MacGee
Bellingen, NSW 2453 02 6655 1711
Email: annemacgee@hotmail.com
http://countryquilting.com.au/

Daylightman

PO Box 418 Contact: Trevor Robertson
Curtin, ACT 2605 02 6285 4252
Email: trevor@scissorsman.com.au
http://www.daylightman.com.au/

Dayview Textiles

Unit 7, Contact: Lisa Jones, Bill Day
46-48 Jeddah Rd 02 9607 2724
Prestons, NSW 2170
Email: dayview@bigpond.net.au
http://www.dayviewtextiles.com.au/

Deborah Louie

98 Georges River Cres Contact: Deborah Louie
Oyster Bay, NSW 2225 0414 406 009
Email: deborah@deborahlouie.com.au
www.deborahlouie.com.au

Dyed and Gone to Heaven

23 Fred Street. Contact: Lisa Walton
Lewisham, NSW 2049 02 9560 7625
Email: lisa@dyedheaven.com
https://lisawaltonartist.com/

Fortunes and Fairies

Shop 8, Contact: Leanne Masters
285-289 Windsor Street 02 4578 1650
Richmond, NSW 2753
Email: fortunesandfairies@outlook.com
http://www.fortunesandfairies.com/

J H Bonwick & Co

109 Russell Street Contact: John Bonwick
Emu Plains, NSW 2018 02 4735 4070
Email: jhbonwick@pnc.com.au
http://bonwick.com.au/

Julie's Superior Threads

22 Melliodora Drive Contact: Julie Woods
Goulburn, NSW 2580 02 4822 3127
Email: julie@julieessuperiorthreads.com.au
http://julieessuperiorthreads.com.au/

Kate Quilts

25 Peppercorn Place Contact: Kate Haydon
Horningssea, Cruchley
NSW 2171 0411 414 099
Email: katequilts@yahoo.com.au
https://katequilts.com/

Leutenegger Pty Ltd

Level 2, Contact: Veronica Bakhova
68-72 Waterloo Road 02 8046 4100
Macquarie Park, NSW 2113
Email: veronicab@leutenegger.com.au
https://leutenegger.com.au/

Lloyd Curzon Textiles

PO Box 2042 Contact: Tim Myers
Kent Town, SA 5071 08 8362 2451
Email: tmyers@lcurzon.com.au
http://www.lcurzon.com.au/

Logan's Patchwork Fabrics

Unit 6 Contact: Margaret Kirkby
111 Moore Street 02 9550 9119
Leichhardt, NSW 2040
Email: logans@patchworkfabrics.com.au
https://patchworkfabrics.com.au/

Lyn's Fine Needlework

Unit 2, Contact: Jeanette Latta
9 Seven Hills Road 02 9686 2325
Baulkham Hills, NSW 2153
Email: sales@lynsfineneedlework.com.au
http://lynsfineneedlework.com.au/

Matilda's Own at Victorian Textiles

2-6 Redwood Drive Contact: Ryan Cole
Dingley Village, VIC 3172 03 9555 1115
Email: ryan@victoriantextiles.com.au
http://www.victoriantextiles.com.au/

Maytime Designs

14 Seaview St Contact: Stephanie Reed
Lynton, SA 5062 08 8277 4072
Email: maytime@bigbutton.com.au

Mercier

Email: marie@mercier.net.au Contact: Marie Kellett
https://www.mercier.net.au/ 0425 710 040

MiniJumbuk Nu-Wool Wadding

182 Cavan Rd Contact: Sue Michell
Gepps Cross, SA 5094 08 8349 0200
Email: smichell@qualityalways.com
https://www.minijumbuk.com.au/

Misty Mountain Getaway

c/- C. Timmins Contact: Chris Timmins
136 Fry Street, 02 6642 1173
Grafton, NSW 2460
Email: christimmins6@bigpond.com
http://www.mistymountaingetaway.com/

Please support our sponsors.

Bronze Show Sponsors

Appleyard Cottage

PO Box 5595 Contact: Veronica Appleyard
Minto, NSW, 2566 02 9603 4671
Email: veronica@appleyardcottage.com.au
https://www.appleyardcottage.com.au/

Aurifil Threads

PO Box 4049 Contact: Richard & Jen Kingwell
Auburn South, VIC 3122 0478 050 111
Email: sales@aurifilthreadaustralia.com.au
http://aurifilthreadaustralia.com.au/

Batik Oetoro

3/11 Nevin Close Contact: Lynne Britten
Gateshead, NSW 2290 02 4943 8808
Email: sales@dyeman.com
http://www.dyeman.com/

BeBe Bold

25 Elton Street Contact: Jane McDonald
Lismore, NSW 2480 02 6621 9188
Email: bebebold@bigpond.com
http://www.bebebold.com/

Berry Quilting Retreat P/L

PO Box 232 Contact: Elizabeth Dubbelde
Berry, NSW 2535 0431 663 189
Email: elizabeth@berryquiltingretreat.com.au
http://www.berryquiltingretreat.com.au/

Bowerbird Fabrics

19 Moore Street Contact: Nick Wilson
Morningside, QLD 4170 0432 903 920
Email: nick@bowerbirdfabrics.com
https://bowerbirdfabrics.com.au/

Misty Threads

40 Hickory Street
Dorrigo, NSW 2453
Email: info@mistythreads.com.au
http://www.mistythreads.com.au

Morning Star Quilting

1 Passage Road,
Bateau Bay, NSW 2261
Email: m-star@bigpond.net.au
http://www.morningstarquilting.com.au/

Mr Ian Grieve

1/24 Stanley Street
St Ives, NSW 2075
Email: igrieve@bigpond.com

Olfa

Rokset Industries
16-20 Ragless Street
St Marys, SA 5042
Email: jlynch@rokset.com.au
http://www.olfa.co.jp/en/index.html

Patchwork on Pittwater

Suite 28,
1 Mona Vale Road
Mona Vale, NSW 2103
Email: robyn@quilts.net.au
http://www.patchworkonpittwater.com.au/

Patchwork Plus

7-15 Jackson Ave
Miranda, NSW 2228
Email: patchworkplus@y7mail.com
http://patchworkplus.com.au/

PK Fabrics Pty Ltd

Unit 16,
26 Burrows Road
St Peters, NSW 2044
Email: Skeogh@PKFabrics.com.au
http://www.pkfabrics.com.au/

QuiltNSW (The Quilters' Guild of NSW Inc.)

Level 5, 276 Pitt Street
Sydney, NSW 2000
Email: office@quiltsw.com
https://quiltsw.com/

Red Shed Quilting

Unit 3/3 O'Hart Close
Charmhaven, NSW 2263
Email: jfoster8@bigpond.com
https://redshedquilting.blogspot.com.au/

Scissorman

PO Box 418
Curtin, ACT 2605
Email: trevor@scissorman.com.au
http://www.scissorman.com.au/

Studio Mio

PO Box 257
Frenches Forest,
NSW 1640
Email: info@qhtextiles.com
https://studiomio.com.au/

Sue's Top Finish

157 Denison Street,
Camperdown, NSW 2050
Email: suesquilting@hotmail.com

The Bay Window

74 Dauncey Street
Kingsgate, SA 5223
Email: heather@bay-window.com.au
http://www.bay-window.com.au/

The Home Patch

Cnr Durham & Stewart St
Bathurst, NSW 2795
Email: anni@hatchedandpatched.com.au
http://www.homepatch.com.au/

The Stitcher's Cupboard

4A/20 Argyle St
Camden, NSW 2570
Email: sales@thestitcherscupboard.com.au
http://www.thestitcherscupboard.com.au/

The Stitching Post

100 Lurline Street
Katoomba, NSW 2780
Email: ccasley3@bigpond.com
http://www.thestitchingpost.com.au/

Wabi-Sabi Designs

PO Box 565
Dickson, ACT 2602
Email: wabi-sabidesigns@grapevine.net.au
http://wabi-sabi.com.au/

Other Show Sponsors

Clearing the Closet

8 Ross St.
Glenbrook, NSW 2773
Email: Li.fraser@hotmail.com
https://www.facebook.com/Clearing-The-Closet-273541296182553/

Northern Beaches Council

Web: https://www.northernbeaches.nsw.gov.au/

Post Office Patchwork

33 Ross St.
Glenbrook, NSW 2773
Email: popatchwork@efel.net.au
https://www.facebook.com/postofficepatchwork.com.au/

2017 Special Awards & Prizes

SPECIAL AWARDS

BERNINA 'BEST of SHOW'

'Bernina 720QE' Sewing Machine valued at \$4499
Proudly sponsored by BERNINA Australia Pty Ltd

BERNINA BEST of NSW

AQC package
Proudly sponsored by BERNINA Australia Pty Ltd

BERNINA AMATEUR ENCOURAGEMENT AWARD

'Bernina 215 Sewing Machine valued at \$1,299
Proudly sponsored by BERNINA Australia Pty Ltd

BERNINA SECONDARY STUDENT AWARD

'Bernette Oxford' Sewing Machine valued at \$699
Proudly sponsored by BERNINA Australia Pty Ltd

RETAINING THE TRADITION: Best Traditional Quilt (Amateur)

\$500 Prize
Sponsored by Australian Patchwork & Quilting

RETAINING THE TRADITION: Best Traditional Quilt (Professional)

\$500 Prize
Sponsored by Australian Patchwork & Quilting

BEST CONTEMPORARY QUILT (Amateur)

\$500 Voucher
Sponsored by Quiltsmith

BEST CONTEMPORARY QUILT (Professional)

\$500 Voucher
Sponsored by The Patchwork Shop

BEST HAND MADE AWARD

\$400 Prize
Sponsored by Pieces to Treasure

EXCELLENCE IN QUILTING AWARDS

NARELLE GRIEVE HAND QUILTING AWARD (Amateur)

Previous recipients are not eligible.
\$250 Prize Sponsored by Mr Ian Grieve and Trophy, Sponsored by QuiltNSW

HAND QUILTING AWARD (Open)

\$150 Prize Sponsored by The Home Patch and
\$150 Prize & \$150 voucher Sponsored by Patched & Pieced

DOMESTIC MACHINE QUILTING AWARD (Amateur)

\$150 Prize Sponsored by Australian Machine Quilting Association and \$250 Product Sponsored by Matilda's Own at Victorian Textiles

DOMESTIC MACHINE QUILTING AWARD (Professional)

\$800 Voucher
Sponsored by Horn Australia

LONG ARM MACHINE QUILTING AWARD (Open)

\$150 Prize Sponsored by Australian Machine Quilting Association and \$250 Product Sponsored by Matilda's Own at Victorian Textiles

SPONSOR AWARDS

CREATIVE USE of COLOUR

\$150 Prize & \$150 Voucher
Sponsored by Material Obsession

IMAGINATIVE USE of FABRIC

\$300 Voucher
Sponsored by Quiltsmith

BEST USE of DYES and PIGMENTS

\$250 Voucher Sponsored by Batik Oetoro

OTHER AWARDS & PRIZES

VIEWERS' CHOICE

1st Prize: \$300 Product Sponsored by Leutenegger
2nd Prize: \$200 Product Sponsored by Dyed and Gone to Heaven and Wadding Pack Sponsored by MiniJumbuk Nu-Wool Wadding

HANGERS' PRIZE - Quilt maker and Volunteer

For each, an original artwork sponsored by Caroline Sharkey

DAILY DRAWS

VOLUNTEER

12 month subscription to Quilters Companion, Fat Quarter Pack sponsored by Charles Parsons - in a recycled banner bag from Northern Beaches Council

VISITORS

Prize 1: \$50 voucher and \$75 product pack sponsored by Logan's Patchwork Fabric
Prize 2: 12 month subscription to Homespun Magazine

Thank you to our sponsors; their generosity and support are much appreciated. Please support them in return.

AMATEUR CATEGORY AWARDS

1.1. PIECED QUILT – Hand Quilted

For predominantly pieced quilts including geometric piecing, improvisational piecing, foundation piecing and English paper piecing. Min size 40 x 40 cm/Max size 290 x 290 cm

- 1st Prize:** \$350 prize sponsored by Quilters Companion, \$300 Fabric Pack sponsored by Lloyd Curzon Textiles and Wadding Pack sponsored by MiniJumbuk Nu-Wool Wadding
- 2nd Prize:** \$150 voucher sponsored by Appleyard Cottage, \$100 voucher sponsored by Julie's Superior Threads and \$150 product sponsored by Dayview Textiles
- 3rd Prize:** \$125 voucher sponsored by Hobbysew

2. APPLIQUÉ QUILT

For predominantly appliquéd quilts. (No set percentage for appliqué coverage.) Min size 40 x 40 cm/Max size 290 x 290 cm

- 1st Prize:** \$250 prize & \$150 voucher sponsored by Cottage Quiltsworks and \$250 voucher sponsored by Morning Star Quilting
- 2nd Prize:** \$150 prize sponsored by Deborah Louie, \$150 voucher sponsored by Mercier, \$100 product sponsored by Olfa and Wadding Pack sponsored by MiniJumbuk Nu-Wool Wadding
- 3rd Prize:** Fat Quarter Pack sponsored by Charles Parsons and Wadding Pack sponsored by MiniJumbuk Nu-Wool Wadding

4. OTHER TECHNIQUES

For quilts where the main technique is not piecing or appliqué. Includes wholecloth, stencilling, embroidery, crazy quilting, embellishment, painting and fabric manipulation. Min size 40 x 40 cm/Max size 290 x 290 cm

- 1st Prize:** \$300 voucher sponsored by Craft Depot, \$200 voucher sponsored by Art N Quilting Studio and \$150 voucher sponsored by Bowerbird Fabrics
- 2nd Prize:** \$220 voucher sponsored by Misty Mountains Getaway, \$100 voucher sponsored by Misty Threads and \$150 voucher sponsored by The Patchwork Shop
- 3rd Prize:** Fat Quarter Pack sponsored by Charles Parsons and Wadding Pack sponsored by MiniJumbuk Nu-Wool Wadding

5.1. ENTRANT'S QUILT TOP (Large) QUILTED by ANOTHER

The quilter must be a member of QuiltNSW; the quilting may have been done by hand, domestic sewing machine, frame-mounted machine, long-arm machine or computer aided stitching. The focus is on the quilt top. Max size 290 x 290 cm

- 1st Prize:** \$300 prize sponsored by Perivale Gütermann Pty Ltd, \$200 voucher sponsored by Art N Quilting Studio and \$50 voucher sponsored by Can Do Books
- 2nd Prize:** \$200 voucher sponsored by Marilyn's Patchwork Corner, \$150 cash sponsored by Red Shed Quilting and \$100 product sponsored by Olfa
- 3rd Prize:** \$125 voucher sponsored by Hobbysew

1.2. PIECED QUILT – Machine Quilted

For predominantly pieced quilts including geometric piecing, improvisational piecing, foundation piecing and English paper piecing. Min size 40 x 40 cm/Max size 290 x 290 cm

- 1st Prize:** \$350 prize sponsored by Quilters Companion, \$300 Fabric Pack sponsored by Lloyd Curzon Textiles and Wadding Pack sponsored by MiniJumbuk Nu-Wool Wadding
- 2nd Prize:** \$150 voucher sponsored by Busy Thimbles, \$150 voucher sponsored by The Patchwork Shop and \$150 product sponsored by Dayview Textiles
- 3rd Prize:** \$125 voucher sponsored by Hobbysew

3. COMBINED PIECED & APPLIQUÉ QUILT

For quilts that are a combination of both appliqué and piecing. Min size 40 x 40 cm/Max size 290 x 290 cm

- 1st Prize:** \$300 prize & \$300 voucher sponsored by Sew Can I
- 2nd Prize:** \$200 voucher sponsored by JH Bonwick & Co., \$100 voucher sponsored by Julie's Superior Threads and \$150 voucher sponsored by The Bay Window
- 3rd Prize:** \$125 voucher sponsored by Hobbysew

5.2. ENTRANT'S QUILT TOP (Small) QUILTED by ANOTHER

The quilter must be a member of QuiltNSW; the quilting may have been done by hand, domestic sewing machine, frame-mounted machine, long-arm machine or computer aided stitching. The focus is on the quilt top.

- 1st Prize:** \$300 prize sponsored by Perivale Gütermann Pty Ltd, \$200 voucher sponsored by Art N Quilting Studio and \$50 voucher sponsored by Can Do Books
- 2nd Prize:** \$200 voucher sponsored by Marilyn's Patchwork Corner and \$250 voucher sponsored by Country Quilting
- 3rd Prize:** \$125 voucher sponsored by Hobbysew

PROFESSIONAL CATEGORY AWARDS

6. PIECED QUILT

For predominantly pieced quilts including geometric piecing, improvisational piecing, foundation piecing and English paper piecing. Min size 40 x 40 cm/Max size 290 x 290 cm

- 1st Prize:** \$500 prize sponsored by Homespun
- 2nd Prize:** \$200 prize & \$100 product sponsored by Patchwork in Port and \$150 product sponsored by Scissorman
- 3rd Prize:** \$150 voucher sponsored by Hobbysew and Wadding Pack sponsored by MiniJumbuk Nu-Wool Wadding

8. COMBINED PIECED & APPLIQUÉ QUILT

For quilts that are a combination of both appliqué and piecing. Min size 40 x 40 cm/Max size 290 x 290 cm

- 1st Prize:** \$600 prize sponsored by XLN Fabrics
- 2nd Prize:** \$150 prize sponsored by The Stitcher's Cupboard and \$250 product sponsored by Matilda's Own at Victorian Textiles
- 3rd Prize:** \$150 voucher sponsored by Hobbysew and Wadding Pack sponsored by MiniJumbuk Nu-Wool Wadding

7. APPLIQUÉ QUILT

For predominantly appliquéd quilts. (There is no set percentage for appliqué coverage.) Min size 40 x 40 cm/Max size 290 x 290 cm

- 1st Prize:** \$600 prize sponsored by Expertise Events
- 2nd Prize:** \$200 prize & \$150 product sponsored by Material Girls Down Under and \$150 voucher sponsored by Lyn's Fine Needlework
- 3rd Prize:** \$150 prize sponsored by Aurifil Threads and Wadding Pack sponsored by MiniJumbuk Nu-Wool Wadding

9. OTHER TECHNIQUES

For quilts where the main technique is not piecing or appliqué. Includes wholecloth, stencilling, embroidery, crazy quilting, embellishment, painting and fabric manipulation. Min size 40 x 40 cm/Max size 290 x 290 cm

- 1st Prize:** \$1100 Thread Chest sponsored by SSS Pty Ltd
- 2nd Prize:** \$250 Thread Chest sponsored by SSS Pty Ltd and \$250 product sponsored by Matilda's Own at Victorian Textiles
- 3rd Prize:** \$250 Thread Chest sponsored by SSS Pty Ltd and Wadding Pack sponsored by MiniJumbuk Nu-Wool Wadding

PROFESSIONAL CATEGORY AWARDS cont'd

10. ENTRANT'S QUILT TOP QUILTED by ANOTHER

The quilter must be a member of QuiltNSW; the quilting may have been done by hand, domestic sewing machine, frame-mounted machine, long-arm machine or computer aided stitching. The focus is on the quilt top. Max size 290 x 290 cm

- 1st Prize:** \$500 voucher sponsored by 2 Green Zebras
- 2nd Prize:** \$300 voucher sponsored by 2 Green Zebras
- 3rd Prize:** \$150 voucher sponsored by Hobbysew and Wadding Pack sponsored by MiniJumbuk Nu-Wool Wadding

OPEN CATEGORY AWARDS

11. MINIATURE

May be either scaled down patterns or your own original design, including postcards. Max perimeter 200 cm

- 1st Prize:** \$200 cash sponsored by Patchwork Plus, \$100 voucher sponsored by Fabric Garden and \$150 voucher sponsored by BeBe Bold and Wadding Pack sponsored by MiniJumbuk Nu-Wool Wadding
- 2nd Prize:** \$200 voucher sponsored by Craft Depot, Fat Quarter Pack sponsored by Charles Parsons and Wadding Pack sponsored by MiniJumbuk Nu-Wool Wadding
- 3rd Prize:** Fat Quarter Pack sponsored by Charles Parsons and Wadding Pack sponsored by MiniJumbuk Nu-Wool Wadding

13. ART QUILT

To be an original design other than a pictorial quilt (Category 14), made predominantly of fabric comprised of at least 2 full layers stitched together. Max size 290cm any one side

- 1st Prize:** \$150 prize & \$100 voucher sponsored by My Sewing Supplies, \$150 cash sponsored by QuiltNSW, \$100 product sponsored by Olfa and Wadding Pack sponsored by MiniJumbuk Nu-Wool Wadding
- 2nd Prize:** \$200 product sponsored by Studio Mio, \$150 voucher sponsored by The Stitching Post and \$50 voucher sponsored by Can Do Books
- 3rd Prize:** Fat Quarter Pack sponsored by Charles Parsons and Wadding Pack sponsored by MiniJumbuk Nu-Wool Wadding

15. MODERN

Must include one or more of the following characteristics: the use of bold colours and prints, high contrast and graphic areas of solid colour, improvisational piecing, minimalism, expansive negative space, asymmetry and alternate grid work. Includes 'Modern traditionalism', quilt designs incorporating the use of an identifiable traditional block pattern and updated by applying modern quilt characteristics such as alternate grid work, asymmetry, and negative space. Max size 290 x 290 cm

- 1st Prize:** \$300 prize sponsored by Perivale Gütermann Pty Ltd, \$200 voucher sponsored by Frankenstein's Fabrics and \$150 voucher sponsored by Kate Quilts
- 2nd Prize:** \$400 voucher sponsored by Berry Quilt & Co.
- 3rd Prize:** \$150 voucher sponsored by Sue's Top Finish, \$150 voucher sponsored by Berry Quilting Retreat and \$150 products sponsored by Dayview Textiles

17. GROUP/COLLABORATIVE QUILT

To be made by three or more people. Includes friendship quilts. At least one person must be a member of QuiltNSW. Groups that hold group membership of QuiltNSW may enter a quilt under the group's name. Max size 290 X 290 cm

- 1st Prize:** \$250 voucher sponsored by Craft Depot and \$300 voucher sponsored by Accuquilt
- 2nd Prize:** \$200 voucher sponsored by Art N Quilting Studio and \$200 voucher sponsored by Accuquilt
- 3rd Prize:** Fat Quarter Pack sponsored by Charles Parsons and Wadding Pack sponsored by MiniJumbuk Nu-Wool Wadding

12. COVERLET

Two layers only with or without some form of stitches through the layers. Max size 290 x 290 cm

- 1st Prize:** \$500 voucher sponsored by The Strawberry Thief
- 2nd Prize:** \$300 voucher sponsored by The Strawberry Thief
- 3rd Prize:** Fat Quarter Pack sponsored by Charles Parsons and Wadding Pack sponsored by MiniJumbuk Nu-Wool Wadding
- 14. PICTORIAL QUILT**
- To be an original design depicting a person, place or thing in representational form made predominantly of fabric comprised of at least 2 full layers stitched together. Max size 290cm any one side
- 1st Prize:** \$150 prize & \$100 voucher sponsored by My Sewing Supplies, \$150 cash sponsored by QuiltNSW, \$100 product sponsored by Olfa and Wadding Pack sponsored by MiniJumbuk Nu-Wool Wadding
- 2nd Prize:** \$150 voucher sponsored by Wabi Sabi, \$150 product sponsored by Maytime Designs and Wadding Pack sponsored by MiniJumbuk Nu-Wool Wadding
- 3rd Prize:** Fat Quarter Pack sponsored by Charles Parsons and Wadding Pack sponsored by MiniJumbuk Nu-Wool Wadding
- 16. TWO PERSON COLLABORATIVE QUILT**
- Both must be members of QuiltNSW, unless the second person has died or cannot be identified. The quilt must be the makers' own work including piecing, quilting and binding. Max size 290 x 290 cm
- 1st Prize:** \$250 voucher sponsored by Craft Depot and \$300 voucher sponsored by Accuquilt
- 2nd Prize:** \$200 voucher sponsored by Art N Quilting Studio and \$200 voucher sponsored by Fortune & Fairies
- 3rd Prize:** Fat Quarter Pack sponsored by Charles Parsons and Wadding Pack sponsored by MiniJumbuk Nu-Wool Wadding

Thank you to our sponsors; their generosity and support are much appreciated. Please support them in return.

JUNIOR CATEGORY AWARDS

18. JUNIOR MEMBER A (Up to Year 6)

Maximum size 290 x 290 cm Free Entry

- 1st Prize:** \$75 voucher sponsored by Fabric Garden, \$75 Fabric Pack sponsored by PK Fabrics and Wadding Pack sponsored by MiniJumbuk Nu-Wool Wadding
- 2nd Prize:** \$50 voucher sponsored by Patchwork on Pittwater, \$75 Fabric Pack sponsored by PK Fabrics and Wadding Pack sponsored by MiniJumbuk Nu-Wool Wadding
- 3rd Prize:** \$75 Fabric Pack sponsored by PK Fabrics and Wadding Pack sponsored by MiniJumbuk Nu-Wool Wadding

19. JUNIOR MEMBER B (Years 7 - 12, Including Year 12 Work from 2016)

Maximum size 290 x 290 cm Free Entry

- 1st Prize:** \$125 voucher sponsored by Fabric Garden, \$75 Fabric Pack sponsored by PK Fabrics and \$100 product sponsored by Olfa
- 2nd Prize:** \$100 voucher sponsored by Patchwork on Pittwater, \$75 Fabric Pack sponsored by PK Fabrics and Wadding Pack sponsored by MiniJumbuk Nu-Wool Wadding
- 3rd Prize:** \$75 Fabric Pack sponsored by PK Fabrics and Wadding Pack sponsored by MiniJumbuk Nu-Wool Wadding

RECYCLED REPURPOSED REVITALISED

This category is a once off patchwork-inspired homewares/furniture challenge to visually enhance the exhibition space with 3 dimensional objects by using the theme of 'recycled, repurposed, revitalised'.

VIEWERS' CHOICE

- 1st Prize:** \$75 cash & \$25 voucher sponsored by Reverse Garbage, \$100 voucher sponsored by The Happenstore, \$50 voucher sponsored by Clearing the Closet, \$50 voucher sponsored by Post Office Patchwork - in a Recycled Banner Bag from Northern Beaches Council
- 2nd Prize:** \$75 cash & \$50 voucher sponsored by Reverse Garbage and \$100 voucher sponsored by The Happenstore - in a Recycled Banner Bag from Northern Beaches Council
- 3rd Prize:** \$50 cash & \$25 voucher sponsored by Reverse Garbage and \$100 voucher sponsored by The Happenstore - in a Recycled Banner Bag from Northern Beaches Council

Recycled Repurposed Revitalised

This category is a once off challenge to visually enhance the exhibition space with 3 dimensional objects by using the theme of "recycled, repurposed, revitalised".

- 1. Louise Stuart** Woodford, NSW
"Happy Days"
This beloved rocker belonged to my dear Nan. It sat in her bedroom and rarely received a soothing rock. I am more than happy to have it in my care and to see it recycled, repurposed and revitalised.
- 2. Jane Gibson** Epping, NSW
"Bentwood and Silk"
A chair from the back shed. Goodness only knows where it came from or when. The hardest bit was removing the remains of the cane seat and back. The silk samples came from Elsgood Silks and some date back to the 1950s.
- 3. Wendy Nutt** Lemon Tree Passage, NSW
"Chair Side Work Holder"
Growing up, I remember seeing this sitting at the side of my Nana's favourite chair. When Nana passed away, I requested if I could have it. I have fond memories of visiting her during school holidays and this is when she taught me, from the age of seven, to knit and crochet. It now resides beside my favourite chair, revamped in improv.
- 4. Hurt Family** Illawong, NSW
"Footstool"
Upcycled Wood frame footstool with drop in cushioned top. Footstool purchased from an antique warehouse in Gundagai. Fabrics: Denim - sourced from recycled Family jeans & Brocade purchased at Achieve Australia (aka) Crowley House where you can buy recycled fabric and sewing notions. Paint and Prep done using refurbished brushes & Canauba Wax.
- 5. Meredith Budd** Kootingal, NSW
"Grandma's Chair"
This is a chair that I found during the last local Council's clean up in November 2016. It needed some repair to the joints before it was usable. I have upholstered it with a handkerchief, doilies, linen and lace that I have collected, as well as the fabric from an item of my mother's that I have had since her death in 1994.
- 6. Colleen Harradine** Collombatti Rail, NSW
"Sewing table"
I have taken a deco style smokers table (useless in my home) and given it some fabric love. I have used left over diamonds cut for my entry for the 2017 Sydney Quilt Show.
- 7. Roz Miller** Cabarita, NSW
"Ironing Board Cover"
Ironing board cover made with a sleeve from a liberty blouse, two ties, scraps left over from red and white challenge and other scraps. Technique is crazy patchwork.
- 8. Linda Butcher** Wandella, NSW
"No longer for the OP Shop"
My husband made this lamp base in high school almost 50 years ago. Used teabags were "patchworked" and stitched onto a muslin base to recover the original shade that was water damaged in a house fire at his parents' home many years ago. It has now been saved from going to the OP shop!
- 9. Lynne Britten** Charlestown, NSW
"Saucer I"
Chair found whilst 'street shopping'. Damaged cord removed and replaced with cotton knit stripping. The stripping was industrial waste and rescued from landfill. Hand dyed with fibre reactive dyes.
- 10. Frances O'Keeffe** Ashfield, NSW
"Fancy Footwork"
Redundant patchwork covering recycled footstool.
- 11. Jessica Wheelahan** East Lindfield, NSW
"Father's daughter chair"
Salvaged under cover of darkness from a local council cleanup pile, with a busted seat. A colleague - David Kirley at Barker College - constructed a new seat and I painted the chair and made a cushion from quilting offcuts. I am my father's daughter!
- 12. Robyn Shipton** Church Point, NSW
"Portable Boomerang Bag Bin"
A chair that is actually a bin holding the bags, that is able to be moved around easily when we are promoting the Boomerang Bag Message at markets and events. The message is simple - bring your enviro bags when shopping - but if you need more or if you forget yours, then "borrow" one of ours and "bring it back" later.
- 13. Sandra Lyons** Oyster Bay, NSW
"The Forest Blooms Again"
I bought my first flat in Forest Hill, London. I only had £50 left for furniture so I went to evening school to make and upholster some chairs. This is the only one I brought to Australia and it is a bit tired and faded. I thought that covering it in felted and embroidered flowers would help it to bloom again. I loved making the flowers.
- 14. Robin Allan** Hunters Hill, NSW
"Lamp"
Lamp recycled.



BERNINA
made to create

Expertise
events

2018 Sydney Quilt Show

Special Themed Category - Southern Stars
Size: Minimum 120 x 120 cm, Maximum 180 x 180 cm

What does this category mean? Whatever you want it to be!

- Is it the Southern Cross?
- Is it the night sky?
- Is there a traditional quilt block to be found?
- Are you the star of the south?
- Is it a superstar?


Or can you imagine some other interpretation of 'Southern Stars'?

All members can enter this Special Themed Category, whether an individual, a group or a junior member. Your quilt can be a traditional or contemporary "star" quilt or an Art Quilt. It can be hand or machine quilted or quilted by another. We encourage all to enter.

Special Exhibit – Best of Australia

Sponsored by BERNINA Australia

A special display presenting Prize winning quilts that will delight and inspire.



Best of Australia and Best of Show SA

'Modern Movement' by Rachelle Denny

Best of Show, QLD

'Cudgera Creek'
Sue Duffy

Best of Show, NSW

'Whizz Bang'
Rachael Daisy

Best of Show, VIC

'Bella Rouge'
Ramona Resurreccion

Best of Show, TAS

'Vertigo'
Katherine Jones

Best of Show, WA

'Liberte'
Helen Stephens

Best of Show, NT

'On a Grey Day in Melbourne'
Chris Knights

Best of Show, ACT

'Beaumont'
Bronwyn Hill

Members' Exhibition Quilt Listing

1. **Margaret McDonald & Susan Campbell** Bendigo, VIC
"Flow - Parched Land" 210 x 125 cm

Two Person Collaborative Quilt

At times this wide brown land is parched, other times the rivers run fast flowing through the landscape sometimes nurturing and restoring the balance and giving much needed promise of growth. At other times it rushes through the land with vibrancy.

2. **Cathy Jack Coupland** Breakfast Point, NSW
"To India with Love" 55 x 183 cm

Other Techniques - Professional

Design worked on a silk scarf brought back from India by my daughter. Both in-laws were born in India so the country has a special place in our hearts. I have used the traditional technique of shisha work in a contemporary way.

3. **Lucy Carroll** Redlynch, QLD
"On the Train" 210 x 140 cm

Pictorial Quilt

Jaimee is a serving ADF member, who was riding the train in Melbourne with her two young daughters on Anzac Day, 2014. This quilt was part of my Women in Defence body of work, made to celebrate the role of women within our defence force.

4. **Patricia Nerlich** Pennant Hills, NSW
"My Urban Quilt" 165 x 124 cm

Art Quilt

I wanted to use what I considered 'urban' colours and experiment with different techniques learnt over the years. Loved using Flying Geese and Half Square Triangles, and sliced and diced some blocks that I didn't feel worked well as they were.

5. **Shelley Kelly** Barnawartha, VIC
"Starstruck" 48 x 48 cm

Miniature

"Star Struck" was inspired by a picture of an antique compass, which is the centre and then surrounded by smaller compasses. I have learnt many lessons along the way making miniatures, but I am always up for a new challenge every year. So enjoyable!

6. **Susan Reinhard** Budgee Budgee, NSW
"Devoted to Hexies" 30 x 26 cm

Miniature

I resisted 1/4" hexagons for so long, knowing full well that resistance was futile. Such small fussy cutting was a time consuming but satisfying task, and a great opportunity to make the most of some favourite small prints.

7. **Jane Gibson** Epping, NSW
"Tiny" 12 x 12 cm

Miniature

Playing with Log Cabin again and using 'big' fabric as cheater cloth for a miniature. The possibilities are endless.

8. **Judi Nikoleski** Charlestown, NSW
"Sea Shades: Rainbow Darts & Broody Beauty" 17 x 23 cm

Miniature

Inspired by the muted colours of the sea, the flash and sparkle of fish. Spot glued raw edge appliqué enables experimentation with accumulated small fabric scraps, bamboo towelling. Finished with free machine quilting with sheer, embroidery and beading.

9. **Karen Robertson** Windsor Downs, NSW
"Copse of Birch" 27 x 13 cm

Miniature

This is my first attempt at art quilting. The idea came about due to some personal issues occurring in my life. I find when I'm stressed, a walk in the bush is a healthy antidote and as it happens Birch are one of my favourite trees.

10. **Felicity Scott** Miranda, NSW
"It's Been a Bard Year" 30 x 30 cm

Miniature

A small tribute to the great man using a mixed bag of hand work: painting, calligraphy, drawing, embroidery, appliqué, and yes - hand quilting.

11. **Felicity Scott** Miranda, NSW
"Coming Home" 35 x 35 cm

Miniature

Originally made in icing for a 90th birthday, this is hardly a miniature family tree! Hand painted, appliquéd, embroidered and quilted; with the border design inspired by the lead light windows of the family home.

12. **Linda Crouch** Doncaster, VIC
"Whirlygig" 48 x 48 cm

Miniature

I love the shape and swirl of this design which I found on the Internet. I drew the centre design on the fabric and added my own design to the outer part of the quilt. I used two layers of Hobbs polydown wadding, and quilted in monochromatic colours.

13. **Robyn Cuthbertson** Lower Plenty, VIC
"Purple Nights" 38 x 52 cm

Miniature

This quilt was a bit of a happy accident. I had a number of different ideas I wanted to try out: new threads, using different colours, a new design idea, new edging techniques (thanks Bethanne Nemesht!). The result was one of my favourite pieces!

14. **Ruth Harradine** Collombatti Rail, NSW
"Heart of the Sea" 46 x 46 cm

Junior Member B (Year 7-12); 14 years

I love the ocean, and one day, after picking the pattern I was going to use, I was thinking about how great the sea is...and it came to me: "Why not make your quilt ocean inspired and come up with the edgiest name possible?"

Design Source: Happy Heart by Geta Grama

15. Alvena Hall West Lakes, SA
"WSK Reef Suite: Reef Suite 7" 72 x 44 cm

Other Techniques - Professional

A 'trial' work, this image has a great tidal surge rolling over coral gardens, with some corals already bleached and a sea-fan dislodged. The Eye represents events being witnessed by any one of many worried scientists.

16. Julie Psarras Drouin, VIC
"Migrations End" 74 x 62 cm

Other Techniques - Professional

I purchased this vintage textile with the intent of quilting it for my daughter, who shares the same initials. The migratory hummingbird fittingly symbolises the long journey this antique French textile has made to get to its final destination.

17. Prunella Noonan Avalon, NSW
"Flight Over the Bungles" 55 x 50 cm

Pictorial Quilt

I had the great privilege to work in the Kimberley and at the end of my time there I was treated to a flight over the Bungles. I took a photo from the plane window and the wonderful colours of the rock formation and the deep chasms inspired this work.

18. Tyam Harris Junction Hill, NSW
"Safari Escape" 88 x 63 cm

Junior Member B (Year 7-12); 18 years

Background hand painted using Genesis Dyes. Fabric graffiti for foreground. Three dimensional leaves and cloud, embellished elephant and giraffe. Hand and machine appliqué. Machine quilted.

19. Elaine Raahage Epping, NSW
"Born Again Feathered Star" 85 x 85 cm

Pieced Quilt, predominantly hand quilted - Amateur

Foundation piecing of this traditional design (Feathered Star) allows the small pieces and sharp points to shine. Light and dark fabrics provide contrast and the aqua gives it zing.

20. Kay Haerland Green Point, NSW
"Release" 60 x 59 cm

Art Quilt

This quilt was made using ochre and different powdered soils to form the shapes. Monofilament thread was used for quilting to create texture without adding colour. It was great fun to see it come to life.

21. Catherine Babidge Paddington, NSW
"Birdseye View" 85 x 85 cm

Art Quilt

Joe Cunningham, @joethequilter, teaches an improv block technique called 'Rock the Block'. I did an online tutorial and tried the technique with Valerie Wells fabric 'Marks'. The result is this bird.

22. Pam Russell Concord West, NSW
"Salamanca Shadows" 39 x 57 cm

Pictorial Quilt

Taken from a photograph by my husband during our recent trip to Tasmania. I hand dyed most of the fabrics to get the range of colours required.

23. Ele Hockey Barrack Heights, NSW
"Flowers" 86 x 84 cm

Pieced Quilt, predominantly machine quilted - Amateur

The leaves are pieced with appliqué diamonds in the border. Raw edge appliqué was added to the flowers and ombre fabric was used for the diamonds. The quilting was freehand.

24. Keiko Arita Lalor Park, NSW
"Haiku Frog" 44 x 52 cm

Other Techniques - Amateur

The haiku was made by Matsuo Basho (1644-1694). An English translation by Donald Keene:
The ancient pond
A frog leaps in
The sound of water.

25. Susan Lindsay Ermington, NSW
"Uluru - Silent, Stary, Stary Nights & Land of the Rainbow Gold" 90 x 80 cm

Other Techniques - Amateur

I went to a Carolyn Sharkey Retreat at Uluru, and used two of Carolyn's machine embroidered pictures I purchased and fabric of my own to make a pictorial wallhanging as a memory of my experience at Uluru.

26. Janet Browne Illawong, NSW
"Goi's Vase #1" 50 x 50 cm

Other Techniques - Amateur

Goi loved her blue vase, filled with flowers from her garden. Cotton, polyester, rayon threads; cotton, silk, satin, linen, chiffon fabrics; hand painted, dyed & commercial; pens, pencils; machine appliqué, quilting, thread painting, hand embroidery.

27. Amanda Daly Kenthurst, NSW
"Organically Grown" 80 x 80 cm

Other Techniques - Professional

I make a lot of fantasy flowers and the 3 Dimensional aspect is something I developed to add texture and interest.

28. Bernice Krige Baulkham Hills, NSW
"Forest Wonders" 51 x 51 cm

Coverlet

A 40 year old piece of French linen, my daughter's love of purple and the magical world of mushrooms inspired my "Forest Wonders" cushion cover.

29. Carolynne Gordon Rozelle, NSW
"Encroachment" 97 x 94 cm

Other Techniques - Amateur

"Encroachment" explores the invasion of forces, whether it's suffocation of the natural world, or human spirit through political oppression. I've manipulated fabric and thread scraps, and heavily matchstick quilted over a layer of netting.

30. Julie White North Turramurra, NSW
"Wind Power" 70 x 70 cm

Pictorial Quilt

"Wind Power" is my original design from two photos taken in 1985 of the Kinderdijk (Holland). I entered it in the 2015 Brother International Competition where it was in the Top 10. The sky is hand painted and all appliquéed and machine embellished.

31. Pamela Curtis Five Dock, NSW
"Taking Another Path" 52 x 64 cm

Art Quilt

This piece was started at AQC Melbourne with Rosalie Dace. The Thinking Eye, a class inspired by the work of Klee (1879-1940).

32. Kiyo Inoue Tokyo, Japan
"Treasure Chest" 85 x 85 cm

Combined Pieced & Appliqué Quilt - Amateur

There are many, many colours in my treasure chest. I made my "Treasure Chest" to use them. I have enjoyed very much, playing colours and making this quilt design.

33. Susan McGrory Lumea, NSW
"Morning Prayers" 52 x 64 cm

Pictorial Quilt

"Morning Prayers" was a design I decided on following a movie I had seen many years ago. I drew it out onto my fabric, then hand painted it and then thread painted it. Finally finished the quilt with free motion quilting.

34. Julie Adamson Mill Park, VIC
"Jessie" 91 x 85 cm

Appliqué Quilt - Professional

"Jessie" is my interpretation of the traditional designs historically used in home furnishings, wall paper and damask fabrics. All appliqué pieces are from the one piece of batik. Hand needleturn appliquéed and freehand hand quilted.

35. Pam Furniss Green Point, NSW
"Butterfly Star Surprise" 87 x 89 cm

Appliqué Quilt - Professional

"Butterfly Star Surprise" is set on point and made completely by machine. Quilt as you sew, using decorative stitches. Dimensional butterflies appliquéed to completed blocks.

36. Salley Govey Spit Junction, NSW
"Diaper 1 - Red and Ecu" 87 x 97 cm

Coverlet

Created purely as an exercise in design and colour. Showing how with exploration of the hexagon shape via colour placement, rather than the block being central to design a visually dynamic pattern can be achieved once colour decisions are controlled.

37. Judith Thomson Bega, NSW
"Liberty Belle" 72 x 88 cm

Pictorial Quilt

"Belle" was created to raise awareness that animals do not deserve the suffering inherent in the live animal export trade. She is collaged almost entirely from Liberty fabric and machine appliquéed. Based on my photograph of the lovely 'Lammie'.

38. Nancy Parkinson Helensburgh, NSW
"Poppies" 70 x 90 cm

Appliqué Quilt - Amateur

Machine appliqué class with Mary Transom of New Zealand, have just finished it after leaving the wall hanging lying dormant for a few years.

Design Source: Workshop by Mary Transom



39. Marilyn Lowder Engadine, NSW
"Native Flower Wreath" 65 x 74 cm

Appliqué Quilt - Professional

This is a sample for my classes on dimensional flowers. It shows examples of using ruching, Suffolk puffs, faced appliqué and beading to represent Australian native flowers.

40. Jenny Anderson Merseyside, United Kingdom
"Daffodil" 90 x 90 cm

Other Techniques - Amateur

My first wholecloth quilt, which has been thoroughly enjoyable to make. Designed in a workshop in North Wales with Gwenfai Rees Griffiths, using traditional Welsh layouts and motifs to create my own design.

41. Sue Dennis Sunnybank, QLD
"One Tree" 89 x 94 cm

Art Quilt

Australia has unique trees. This quilt showcases the interesting stages of leaf development of the Australian Illawarra Flame Tree. I was fascinated by how dramatically the shape of the leaves changed from juvenile to mature.

42. Margaret Millar Parramatta, NSW
"Spirits of the Forest" 55 x 80 cm

Art Quilt

This quilt combines my love of ghost gum trees and experiments with a stitch and slash construction technique. It has five layers of different fabric and machine embroidery on the top. Ghostly figures evoke the 'voices' of the spirits of the forest.

43. Judith Rona Bondi, NSW
"Next Year in Jerusalem" 90 x 93 cm

Pieced Quilt, predominantly machine quilted - Amateur

Four sons, four questions, four cups of wine - it must be Passover. My Rods and Quads piecing technique with curves.

44. Sue de Vanny Greenvale, VIC
"Paris" 114 x 77 cm

Pictorial Quilt

"Paris" is a fabric collage of our beloved Cavalier King Charles' face done in memorandum; using a photo of her a couple of years before she passed away. The funny little blue flowers quilted in the background represent one frowny one year of her life.

45. Linda Crouch Doncaster, VIC
"Spring Fling" 91 x 91 cm

Pictorial Quilt

A Kangaroo Paw flowering on my deck last spring inspired this quilt. I love the bright colours of this particular variety. I used images of Australian wildflowers and the bark of a Scribbly Gum tree as the inspiration for the free motion quilting.

46. Robyn Eves Woronora, NSW
"I Spy a Seahorse" 90 x 90 cm

Art Quilt

The Sydney Seahorse (Hippocampus White), a master of disguise, uses its shape, colour and skin texture to hide in its leafy surrounds. This piece is inspired by a photograph by my husband (permission granted) on a dive we did in Sydney Harbour.

47. Linda Steele Park Orchards, VIC
"On the Prowl" 108 x 71 cm
Pictorial Quilt

Lion fish lurk deep in the caves of the coral reef and wait to catch their prey with their poisonous spines.

48. Ele Hockey Barrack Heights, NSW
"Torrup (parrot spelt backwards)" 90 x 90 cm

Other Techniques - Amateur
The leaves and parrot were painted on a calico background. I used raw edge stitching for the leaves on the parrot and appliqué was applied as well. White embroidery thread was painted yellow to give a 3D appearance.

49. Amanda Daly Kenthurst, NSW
"Old Gum Tree" 50 x 75 cm
Pictorial Quilt

Kookaburras sit in the gum trees in the bush around our home and I photograph them from every angle. A student asked me to make a wall hanging with a Kookaburra theme as a project for a workshop and I was happy to oblige.

50. Gail Sadleir Engadine, NSW
"Dawn" 96 x 96 cm
Art Quilt

When I returned from a cruise, we sailed into the harbour at dawn. I was struck by the light on the buildings and the general atmosphere. I loved the scene and have recreated my feelings and interpretations of the scene.

51. Robyn Eves Woronora, NSW
"Leaf Litter 3" 40 x 80 cm
Art Quilt

An original design. Ideas, thoughts and images from personal observations, a photograph by Ruth Rankin, (permission granted) and a techniques class with Sue Hotchkiss.

52. Jenny Bacon Maryborough, VIC
"Wattle" 96 x 98 cm
Modern

Inspired by the Golden Wattle that blooms in the forests around my home at the end of winter, a real harbinger of spring.

53. Isabella Klompe Double Bay, NSW
"Whiteout" 70 x 91 cm
Pictorial Quilt

This quilt has many layers. The black/white has 3 layers and is quilted in red, then the lattice is applied and quilted, and last is flowers and vase which is raw edge appliqué. This gives a sense that the vase and flowers are floating on top of the quilt.

54. Carolyn Sullivan Bundanoon, NSW
"Affinity 2" 142 x 83 cm
Art Quilt

My views of the Australian desert.

55. Carolynne Gordon Rozelle, NSW
"Ombre" 78 x 78 cm
Art Quilt

"Ombre" is an abstract exploration of colour. I have flipped some sections, so the underside is the top. It has been a slow-grow. A lot of experimenting, pulling apart, putting together again, a few times over. Finally, it's settled into place.

56. Catherine Babidge Paddington, NSW
"Industrial Landscape" 67 x 94 cm
Art Quilt

In this improvisational piece using solid colours and a black and white stripe, I have let the fabrics tell the story... only towards the end did I see a picture emerging.

57. Kathy Wood Kirrawee, NSW
"Nursery Friends" 71 x 99 cm
Appliqué Quilt - Amateur

This quilt was made for my fifth grandchild. I have always loved William Morris designs and Michele Hill's interpretation. I have quilted this myself following classes with Deb Louie who gave me the confidence to do it.
Design Source: Nursery Friends by Michele Hill

58. Cathy Jack Coupland Breakfast Point, NSW
"Arabesque" 61 x 84 cm
Pictorial Quilt

Free machine embroidery onto acrylic felt. Design inspired by a vase at home.

59. Lorraine Parker Buttaba, NSW
"Traveller's Dream" 83 x 100 cm
Pictorial Quilt

I visited France in Spring and had the last snowfall that covered an area where I walked. The little church was some distance away and in French was written "St Ann Blessing the Traveller". It was also part of a dream that I subsequently had.

60. Denise Sargo South Hurstville, NSW
"Meerkat" 70 x 110 cm
Other Techniques - Amateur

A needle felted meerkat on a silk voile background with light embroidery to keep layers together. Eco dyed and rusted fabrics were used for border to contrast with the silk and wool.

61. Kathy Thorncraft Homebush, NSW
"Danger Ahead" 116 x 101 cm
Modern

This quilt uses Kona Highlight (Kona colour of the year 2016) combined with different black, grey and white fabrics that have a hand drawn sketch look. I set myself the challenge of using narrow strips and drew inspiration from all things Hi-Vis!

62. Deborah Louie Oyster Bay, NSW
"Glamorous Clams" 86 x 104 cm
Other Techniques - Professional

"Glamorous Clams" was made to take my students and their machines to new heights. We rarely experiment with the decorative embroidery stitches on our machines. Now a skill building book is available through my website.

63. Kay Haerland Green Point, NSW
"Cardinal Event" 140 x 100 cm
Pictorial Quilt

"Cardinal Event" shows a very fond memory from our winters in Pennsylvania, USA. It shows the view from our kitchen window after a snowfall, when these beautiful Cardinal birds flocked to our bird feeders.

64. Jane Rundle Wakerley, QLD
"G is for Green" 50 x 99 cm
Art

Improvisational piecing, a fun play with letters. A monochromatic piece with a little whimsy!

65. Tonia Barton Scone, NSW
"Fantastic Fusion Meets Classic Quilting" 97 x 130 cm
Other Techniques - Amateur

At the Misty Mountain Retreat I did two great workshops. One with the fantastic Lisa Walton, whose enthusiasm for fabric was infectious, and the second with Bev McClune, who gave a wonderful insight into domestic quilting.
Design Source: Workshop by Lisa Walton

66. Jane Gibson Epping, NSW
"Free Range" 110 x 85 cm
Pictorial Quilt

The chooks were printed from a large linocut block made for a printmaking class. The piecing is improvisational but the strips were cut using Fibonacci numbers to determine lengths. The quilting is pretty free range too.

67. Maree Gebhardt St Ives, NSW
"Appliqué Fun" 100 x 100 cm
Appliqué Quilt - Professional

Tidying my sewing room I found a small drawing of a wholecloth quilt design I had made years ago. I thought it would be fun to appliqué the design and use the reverse side as my wholecloth quilt.

68. Neroli Henderson St Kilda, VIC
"We All Have a Story to Tell" 90 x 90 cm
Pictorial Quilt

Wholecloth, giclée print (own photograph) on tissue thin silk, trapunto, metallic free motion embroidery, intensive quilting with 100wt ultra fine threads, metal foil. I took this shot in the Yarra Valley (Vic) with wonderful model Shay Jellick.

69. Trudy Johns The Junction, NSW
"Hip Hop" 53 x 85 cm
Appliqué Quilt - Professional

A fun quilt to do with all the beautiful florals available to buy. It was a real challenge to get the body of the rabbit shading where muscle would be.
Design Source: Hip Hop Rabbit Collage by Laura Heine

70. Anna Brown Bungwahl, NSW
"Flora Canopy 2" 137 x 103 cm
Art Quilt

The inspiration for this quilt came from the patterns of light and shade seen through a canopy of eucalyptus trees.

71. Judy Day Lindfield, NSW
"Eveline's Posies" 102 x 104 cm
Appliqué Quilt - Professional

I used a pattern for the posy design by Mieke Duyck (Quiltmania, No 111). The original design by Eveline Foland was published in the Kansas City Star in 1929. Blocks hand appliqué using a 5-inch charm pack of Moda's Modernism range. Hand quilted.
Design Source: Posey Quilt by Mieke Duyck

72. Julie Woods Goulburn, NSW
"The Six Locked Secret Dreams" 107 x 104 cm
Pieced Quilt - Professional

Curved foundation piecing was used to piece this quilt. It was a challenge I enjoyed but took much longer to piece than expected. I enjoyed the challenge I gave myself with this quilt and was pleased with the end result.

73. Jenny Bacon Maryborough, VIC
"Crabapple Jelly" 105 x 105 cm
Combined Pieced & Appliqué Quilt - Professional

Traditional Orange Peel design adapted and added to with appliqué border, colours inspired by the crabapple tree in my garden that flowers in abundance every spring.

74. Nancy Parkinson Helensburgh, NSW
"Night Life" 106 x 106 cm
Appliqué Quilt - Amateur

I found this design in the Japanese magazine Tsushin 1999 and decided that one day I would make the wall hanging. It took 15 years of contemplation and finally in 2016 I began work on it. All instructions were in Japanese which I do not understand!

75. Helen Godden Latham, ACT
"Abstract in G Minor" 70 x 110 cm
Art Quilt

Abstract in G Minor
Can you hear the music?
Experimental, hand painted on calico, free motion quilted.

76. Karen John St Ives, NSW
"In Full Bloom" 93 x 113 cm
Entrant's Quilt Top Small, Quilted by Another - Amateur

This quilt is largely from a Sue Spargo Block of the Month program. As only my second completed quilt and one that I am very pleased with the proficiency of stitching achieved, I wanted to enter this 'heart lifter' into the Show.

Design Source: In Full Bloom by Sue Spargo
Machine quilted by Jan Foster, Red Shed Quilting

77. Grace Widders Gladesville, NSW
"Spinning Out of Control" 100 x 116 cm
Art Quilt

When this Valerie Wells fabric came into Material Obsession, it was just running off the bolt, so I had to join the queue. The colours in the range worked beautifully with just a bit of orange. Playing with cutting wedges inspired the design.

78. Glenda Wise Balgownie, NSW
"Designs from the Mimbres" 146 x 106 cm
Combined Pieced & Appliqué Quilt - Amateur

Blocks printed from painted pottery bowls of the Mimbres people of New Mexico. They were created between 1000 and 1150AD. These people vanished around 1300AD, leaving ruined villages and pottery bowls. Memories of our travels in the area.

Photography Policy: Please respect our members' copyright.

Visitors to the exhibition are permitted to photograph the quilts for personal use and to post images online or in social media, **provided** the quiltmaker/s and designers (if applicable) are acknowledged. If you wish to photograph and publish for commercial purposes, please apply to the Membership desk for special permission.

79. Bryn Parkinson Helensburgh, NSW
"Bright Lights" 112 x 112 cm
Junior Member B (Year 7-12); 12 years

Each week I go to my granny's house; she is teaching me how to sew. I like picking the patterns and colours for the sampler quilt I'm making. Sometimes I make mistakes but I'm learning how to fix them.

80. Maureen Teager Elanora Heights, NSW
"Five Star Final" 114 x 114 cm
Appliqué Quilt - Professional

Crib quilt from fourth quarter of Nineteenth Century.
Design Source: Small Endearments by Sandi Fox

81. Barbara Gower The Oaks, NSW
"Timely Changes" 52 x 117 cm
Art Quilt

This work reflects my respect for the ordinary, imperfect things in life and the pleasure they can give. Includes old Japanese Meisen silks and papers, leather paper, felt, pipe cleaners and organza. Hand stitched with stranded and perle cottons.

82. Judi Nikoleski Charlestown, NSW
"Caught by the Changeable Elements" 72 x 166 cm
Other Techniques - Professional

A huge storm cloud at sunset is viewed through silhouettes of wind blown saplings. Hand dyed fabric is pieced, machine embroidered and machine couched. The pieced base is spliced, rejoined with wide, discharged, black bias. Further couching quilts.

83. Denise Sargo South Hurstville, NSW
"Pink Leponade" 90 x 100 cm
Pictorial Quilt

Black silk hand quilted background. Leopard done in silk voiles and hand embroidered. Procion dyes and Inkense pens used for colouring and shading.

84. Denise Griffiths Shellharbour, NSW
"Fire, Fire" 82 x 147 cm
Art Quilt

I just kept playing with bits of different fabric, manipulating some along the way to see what would happen. This is the result, looking like a fire. I just went with it and put on a black silk background that has its own glow about it.

85. Kerry Barrett Rozelle, NSW
"Serenity" 120 x 120 cm
Combined Pieced & Appliqué Quilt - Amateur

This quilt was made during a difficult time and allowed me to focus on its design and sewing, so "Serenity" seemed an appropriate title.
Design Source: Based on a Margaret Cormack design

86. Lisa Walton Lewisham, NSW
"Summer Heat" 97 x 146 cm
Other Techniques - Professional

Layers of hand painted silk organza folded and pieced to create a work referencing the heat of the Australian summer.

87. Annette McRae Gawler, SA
"Rhythm of the Sea" 96 x 146 cm
Pictorial Quilt

An imagined place showing the ebb and tide of the sea depositing debris and thus regenerating itself. Its rhythm reminiscent of breathing.

88. Dianne Firth Turner, ACT
"Red Hills" 75 x 146 cm
Art Quilt

This design of the quilt is an abstraction of the rolling hills of the high country of eastern Australia.

89. Brenda Gael Smith Copacabana, NSW
"Landlines: Tussock Country" 119 x 120 cm
Art Quilt

Throughout Australia extensive areas of tussock grasslands have been cleared and replaced by exotic pasture species. This work celebrates the resilience of the remaining grasslands.

90. Lynda Nikolovski Lilli Pilli, NSW
"What's up Pussy Cat?" 126 x 108 cm
Art Quilt

I had fun with these crazy cats, enjoying colours and different textures. Enjoy my curved lines, zentangling and craziness. I used many techniques such as needle turn, hand needlework, lots of embellishing and free motion quilting.

91. Julie Harding Toormina, NSW
"Window Glow" 68 x 126 cm
Art Quilt

Improvisational style quilt using free form curved piecing, stencilling, hand embroidery and free machine quilting. Abstract design representing the glow of sunlight through windows with bubbles reflecting floating dust particles.

92. Elizabeth Rose Queanbeyan, NSW
"Orange and Magenta Wedding" 117 x 117 cm
Pieced Quilt - Professional

Double Wedding Ring using methods taught by Victoria Findlay Wolfe at Australasian Quilt Convention 2016. The focus orange and magenta stripe fabric influenced the colour choices. Whoever thought getting a wedding ring would be so easy!
Design Source: Quilt Design by Victoria Findlay Wolfe

93. Alvena Hall West Lakes, SA
"WSK Reef Suite: Eyes in the Storm" 59 x 119 cm
Art Quilt

The eyes of William Saville-Kent & Charl Veron appear in a storm gathering over a reef in peril. Bleached stags and a disappearing predator are telling of great destruction imminent, amid a deceptive calm below the surf.

94. Joy McPadden Ocean Grove, VIC
"Morning Mist" 118 x 130 cm
Pictorial Quilt

A new morning bringing a misty start of day, full of possibilities, inspired this quilt. I feel the atmosphere is a fresh chance to begin a new chapter with choices ready to unfurl, with inner peace delicately balanced.

95. Yvonne Line Leumeah, NSW
"Shingles of the Old Miner's Hut" 104 x 133 cm
Art Quilt

In the Snowy Mountains of NSW partially hidden by a snow drift, were the remains of an old miner's hut. The uprights were built into the side of the hill. The shingled roof, lopsided, worn by weathering and encrusted with lichen, was still intact.

96. Vivienne Fishburn Mona Vale, NSW
"The Sisters" 115 x 122 cm
Appliqué Quilt - Professional

Started 2014. A friend suggested hexagons as I was caring for my husband with dementia. Her sister gave me the background fabric. My sister helped with advice and suggestions. A very stressful time made easier by this quilt. Finished 2016.

97. Anne Singleton Caringbah, NSW
"Fleurs" 120 x 121 cm
Appliqué Quilt - Professional

In 2002, I attended a class on hand appliqué where templates were used to complete shapes. These were then appliqué onto the background fabric. I found this process slow and it took a number of years to complete the blocks. I added a narrow border to enhance the feature block.
Design Source: As Time Goes By by Joy White

98. Lynette Thrift Narraweena, NSW
"Making Do" 127 x 127 cm
Coverlet

Suiting samples used for the top and curtain material samples used for the back. Hand stitched on parallel sides of the dark half hexagons to hold the two layers together. Follows the 'wagga' tradition of recycling.

99. Yvonne Williams Wallaroo, NSW
"Zig Zag" 123 x 124 cm
Other Techniques - Professional

This quilt was made in a challenge group. Each month the colour and additional requirement was changed. It was amazing how differently each month's requirement was decided by participants. Machine pieced, quilt-as-you-go technique.

100. Karen Malone Beecroft, NSW
"Hidden Pathway" 121 x 121 cm
Modern

This maze was fun to draw and sew! There is a pathway between the entry and exit openings. Because of lots of interest in a previous maze, I used this smaller one as a basis for a pattern I am releasing.

101. Jennifer Davis Waitara, NSW
"Intersectionality" 109 x 116 cm
Pieced Quilt, predominantly machine quilted - Amateur

"Intersectionality" is a feminist quilt. If my feminism doesn't include women from outside my own experiences, my feminism is garbage. Intersections are essential. I designed this quilt to draw the eye to those intersections, using colour as a proxy.

102. Debbie Rodd Collaroy Plateau, NSW
"Balinese Elephant" 120 x 125 cm
Other Techniques - Amateur

Wall hanging with Balinese jelly roll fabrics and wax resist hand dyed representation of elephant amongst greenery with sun. Free motion quilting and stitch-in-the-ditch quilting methods used.

103. Lynda Nikolovski Lilli Pilli, NSW
"Oh my Dahlia!" 127 x 127 cm
Combined Pieced & Appliqué Quilt - Professional

My own mini garden, my dahlia is bright and happy to cheer up the day. I free motioned this and enhanced it with small appliqués. I used all batik fabrics.
Design Source: Not So Giant Dahlia by Marti Michell

104. Sharon Nicholls-Thomson Far Meadow, NSW
"Greener Pastures - Homage to Rosalie Gascoigne" 128 x 126 cm
Art Quilt

I admire Rosalie Gascoigne's cut up text 'landscapes'. I finally found the right scale text print and merged it with my green stash, while thinking about rolling green hills near me being carved up for a freeway and "Greener Pastures" is the result.

105. Stephanie Morrison Westleigh, NSW
"Stephanie's Smitten" 145 x 124 cm
Pieced Quilt, predominantly hand quilted - Amateur

An English paper pieced quilt in fabrics chosen from my stash.
Design Source: Smitten by Lucy Carson Kingwell for Jen Kingwell Designs

106. Carolina Da Mata Liverpool, NSW
"Ladies of the Past" 107 x 133 cm
Other Techniques - Amateur

Hand quilted and hand embroidered but pieced by machine, with 12" blocks and sashings, displaying old world ladies. Inspired by my love of embroidery and old world subjects.

107. Linda Butcher Wandella, NSW
"Remembering Rajasthan" 144 x 135 cm
Appliqué Quilt - Professional

A traditional Indian tree of life surrounded by animals and symbols seen while touring Rajasthan on a motorbike in 2015. All fabric purchased in village shops. The appliqué and backing is from a 7.4 metre length of gauze like turban fabric.

108. Bernardine Hine Palmview, QLD
"Delightful Daisies" 121 x 146 cm
Pictorial Quilt

I wanted to capture these daisies from a garden I visited in a painterly way, that made them look fresh and carefree in the warm sunshine.

109. Marianne Roberts Westleigh, NSW
"Feline Four-Patch" 130 x 130 cm
Pieced Quilt - Professional

This quilt was made for the Southern Cross Quilters' Four-Patch challenge. Machine pieced and free motion quilted on my domestic machine with modern prints from my stash.
Design Source: Cat block from "The Cat's Meow" by Janet Kime

110. Pamela Westmacott Willoughby East, NSW
"Rising Sun" 138 x 138 cm
Entrant's Quilt Top Small, Quilted by Another - Amateur

A big fan of foundation piecing: quick, with added bonus - perfect points! I made this quilt a few years ago, tucked it away as I was just starting on my bright colour journey; since then it has grown on me.
Design Source: Chris Jurd Design Class/Workshop
Machine quilted by Jan Foster, Red Shed Quilting

111. Jane Rundle Wakerley, QLD
"Grated" 139 x 137 cm
Modern

Based on a picture of a sewer grate taken by my husband, simple yet colourful. Machine pieced. The white fabric really brings out the colours. The machine quilting is all freehand- such fun to quilt!

112. Chris Jurd Blaxland, NSW
"Fish Pond" 140 x 140 cm

Combined Pieced & Appliqué Quilt - Professional
A very naïve vase of flowers surrounded by a collection of "wonky" fish. Foundation pieced Pickle Dish blocks make a border for hand and machine appliqué and Broderie perse flowers. All surrounded by a scalloped edge.

113. Robyn Cuthbertson Lower Plenty, VIC
"Reflections in Blue" 142 x 142 cm

Other Techniques - Professional
I've always been fascinated by mandala designs and thought they would make an interesting wholecloth design. This design is entirely hand guided using my A1 longarm machine and is quilted on cotton sateen using Glide thread.

114. Jenny Delandro Cherrybrook, NSW
"Red Da Vinci" 143 x 144 cm

Modern
This quilt uses black with 7 graded red fabrics, from plain clear red through to deep purple/red. This was the first quilt where I used free motion quilting. I chose a circular quilting pattern to offset linear design but the design evolved itself.
Design Source: Da Vinci by Jinny Beyer

115. Berniece Sayer Mermaid Waters, QLD
"The Silk Road" 145 x 145 cm

Appliqué Quilt - Professional
After saving silk scraps for many years, the quilt would be luxurious with the strong clear colours of the silks, stitched on a neutral background to help the colours stand out. The border was my design. Beads and gold threads finished the 100% silk quilt
Design Source: "Hop It" and "Appliqué Affair" - Blocks designed by Edyta Sitar

116. Michelle Colbran St Clair, NSW
"Mariners Madness" 145 x 145 cm

Pieced Quilt, predominantly machine quilted - Amateur
I really enjoy foundation piecing and appliqué. I bought this pattern with no idea of what material to use. Almost two years later I came across a Kaffe Fassett layer cake and knew instantly what I was going to use it for.
Design Source: Mariners Madness by Chris Jurd

117. Jeni Pitman Albury, NSW
"Sweet William" 147 x 147 cm

Entrant's Quilt Top Small, Quilted by Another - Amateur
A different colour interpretation of Susan's quilt focusing on bright flowers and baskets on an off-white linen to have them 'pop' against tan aubergine background.
Design Source: Sweet William by Susan Smith
Machine quilted by Susan Campbell, Rowdy Flat Quilting

118. Michelle Marvig & Belinda Betts Orangeville, NSW
"Bouquet of Daisies" 149 x 149 cm

Two Person Collaborative Quilt
I love playing with design, and seeing how the different fabric choice changes the same block. I have designed an acrylic template set for this block, and it made it easier to fussy cut the different fabrics. Quilted by Belinda Betts of Eucalyptus Ridge Quilting.

119. Linda Hall Davistown, NSW
"Frugality Encircled" 147 x 147 cm

Pieced Quilt, predominantly hand quilted - Amateur
"Frugality Encircled" paper pieced scrap quilt. Pattern source Becky Goldsmith.
Design Source: Everyday Best by Becky Goldsmith of Piece O'Cake designs

120. Daphne Massie Vacluse, NSW
"Splitangle" 147 x 147 cm

Pieced Quilt, predominantly hand quilted - Amateur
Hand pieced using split triangle plastic templates. Hand appliqué to border and quilted by hand.

121. Meredith Budd Kootingal, NSW
"Lucy in the Sky (with Diamonds)" 145 x 145 cm

Modern
This quilt is made to showcase my Cathedral Window templates showing the range of sizes from 2" to 7". It shows square set and on-point settings, all in the same size blocks. It demonstrates the machine sewn technique for inserting the windows.

122. Bernice Krige Baulkham Hills, NSW
"Red Poppies" 145 x 145 cm

Combined Pieced & Appliqué Quilt - Amateur
Entangled in the framework of the beautiful Feathered Star block, my "Red Poppies" was inspired by a wonderful 3 week holiday across the Yorkshire Dales and The Lakes District studded with fields and gardens of magnificent big red poppies.

123. June Kelly Coffs Harbour, NSW
"Cream of Arabesque" 143 x 143 cm

Other Techniques - Professional
A wholecloth quilt using some elements from Michele Hill's appliqué quilt pattern "Arabesque". Quilted on my domestic machine. Time consuming but rewarding!
Design Source: Arabesque by Michele Hill

124. Wendy Nutt Lemon Tree Passage, NSW
"Summer Rain" 135 x 135 cm

Modern
The sound and smell of summer rain anchors me to the hot dusty summers of my youth. During the wild summer storms rain would hit the windows and run down in tiny trickles. It's this vision that I have used as a basis for the design of this quilt.

125. Pradnya Kanitkar Panania, NSW
"Be Happy" 140 x 140 cm

Combined Pieced & Appliqué Quilt - Amateur
Be Happy
Design Source: Quilt Pattern by Deborah Louie

126. Ruth Jones Heathcote, NSW
"Black and White and Re(a)d all Over" 137 x 137 cm

Pieced Quilt, predominantly machine quilted - Amateur
I had been introduced to the New York Beauty block, given some black, white and red fabrics and the old riddle "What's black and white and re(a)d all over?" came into my mind. The quilt took off from there.



127. Rachael Daisy Springwood, NSW
"YoYo's à la Mode" 138 x 138 cm

Modern
Overhearing yoyos described as old fashioned made me want to prove that they could be used in modern ways. This quilt is on the cover of the current Quilters Companion Diary. I thought it nice to share in the show so people could see the real quilt.

128. Meredith Budd Kootingal, NSW
"All Around the Square" 130 x 130 cm

Pieced Quilt - Professional
Cathedral Window Square blocks, set square or on point, multi layered and different sized windows all set around a central medallion of Cathedral Window Square blocks. All the sizes available in my Cathedral Window Square Templates set are placed in the quilt.

129. Charlotte Hebb Glenmore Park, NSW
"Just Peachie" 127 x 145 cm

Junior Member A (up to Year 6); 7 years
This is a combination of my favourite things; the colour peach, maths and quilting. I wanted to create something that was a challenge but also something I could make all on my own, just like Nanny does. This quilt is 100% cut with AccuQuilt, pieced on my own machine and quilted with a walking foot. I picked all the designs, fabrics and threads.
Design Source: Arithmetic Quilt Pattern by In Color Order

130. Amie Andrews Winmalee, NSW
"Well - Seasoned" 101 x 151 cm

Modern
I was inspired to create this quilt after watching Vincent Perazio's Four Corners report, Oceans of Plastic. My quilt was designed to depict a minute fraction of the estimated 8 million metric tonnes of plastics which enter our oceans each year.

131. Katherine Jones Chigwell, TAS
"Spilt" 110 x 152 cm

Modern
Inspired by a spilt glass of red wine. Improvisational Log Cabins made from red fabrics with cream background, pearl cotton free motion quilting, straight line quilting and hand quilting.

132. Jacaranda City Quilters Waterview Heights, NSW
"Flowers for You" 114 x 153 cm

Group/Collaborative Quilt
Inspired by a class with Wendy Williams attended by the group. A Christmas challenge was issued for members to each make six flowers. These were then arranged on a fifteen inch block by the members and sewn on.

133. Isabella Klompe Double Bay, NSW
"Now You See It, Now You Don't" 118 x 161 cm

Pieced Quilt, predominantly machine quilted - Amateur
This quilt is made of all wool fabric, the top is wool crepe. With this 3D quilt the centre large squares seem to look round and the small seem to move. The patchwork is done in Seminole style. Two colours were used - strong contrasting tones of cream and navy.
Design Source: The Quilting Patchwork Appliqué Project Book by Dorothea Hall

134. Grace Widders Gladesville, NSW
"Anyone For Noughts and Crosses?" 139 x 174 cm

Modern
I purchased a gorgeous felted scarf by Pam Russell at an Eastwood Quilt Show. It was too nice to wear so I stitched it onto a background, added some noughts and crosses grids, and voila! - a permanent game board that doubles as a snugly throw.

135. Susan Power Bexley, NSW
"A Touch of Japan" 125 x 165 cm

Entrant's Quilt Top Small, Quilted by Another - Amateur
I started this quilt on Norfolk Island in a class with Lynn Uphill (South Aust) but did not follow the design. This is a made up version.
Machine quilted by Sue Rowles, Sue's Top Finish

136. Jennifer Ramsay Balgownie, NSW
"Ideas from Japan" 129 x 153 cm

Pieced Quilt - Professional
I got my block ideas from the book "125 Japanese Quilt Blocks" by Susan Briscoe - many of which were based on family crests. I used my stash of Japanese materials to interpret the blocks, framing them with indigo fabric.
Design Source: 125 Japanese Quilt Blocks by Susan Briscoe

137. Jennifer Showyin Strathfield, NSW
"My Glorious Garden" 123 x 163 cm

Entrant's Quilt Top Small, Quilted by Another - Amateur
Wool felt appliqué on linen from Wendy Williams' pattern "Overgrown". A wonderful revisiting of the embroidery of my youth.
Design Source: Overgrown by Wendy Williams
Machine quilted by Kerrie Desmond, Florabella Quilting

138. Cinzia White Gerringong, NSW
"Scott the Dog" 135 x 160 cm

Pictorial Quilt
"Scott the Dog" is made from felted woollen jumpers and suits ... all Vinnies' rejects. A simple idea that just grew. The original plan was for a plain Wagga but when finished it needed something and as each shape was added more seemed to be needed.

139. Trudy Johns The Junction, NSW
"It's Elementary" 140 x 160 cm

Combined Pieced & Appliqué Quilt - Professional
Taking inspiration from the work of Margaret Sampson-George and Brigitte Giblin, my quilt took on a life of its own and was lots of fun placing elements together.

140. Trish Gibbons Pennant Hills, NSW
"Happy Hexagons" 140 x 165 cm

Entrant's Quilt Top Small, Quilted by Another - Amateur
This quilt was so much fun to make. Each hexagon was like a new project. The possibilities were endless within a 4" hexagon. Fabric choices, fussy cutting and design elements all featured in each hexagon. English paper pieced.
Design Source: Blocks from Little Miss April by Margaret Sampson-George
Machine quilted by Sue Olma, So She Quilts

141. Carol Timmins Murrays Beach, NSW
"Traveller" 140 x 168 cm
Pieced Quilt, predominantly machine quilted - Amateur

A fun design using lots of colours. Pattern is Sarah Fielke's "Jazz Hands" from "Material Obsession Two". Each block contains 72 pieces all machine sewn with Y seams. Pieced, quilted and bound at three different addresses hence the name "Traveller".
Design Source: Jazz Hands by Sarah Fielke

142. Rae Cashman Burleigh Waters, QLD
"Dancing Dollies" 138 x 167 cm
Entrant's Top Quilted by Another - Professional
I loved this design, with its sampler blocks and dancing ladies border, and finally finished the top in 2000. I intended to hand quilt it but had too many other quilts and it was machine quilted in 2016.
Design Source: Dancing Dollies by Brigitte Gibling
Machine quilted by Jo-Ann Phillips, Quiltwise

143. Caesar Lewis Medowie, NSW
"Caterpillar Quilt" 140 x 165 cm
Junior Member A (up to Year 6); 5 years
I am 5. Mum helped design the quilt and I made it. Keeping the stitching on the circles was a bit tricky at first and I had to really concentrate. I really like the Caterpillars. This is the first time I have used mum's longarm machine - it was fun!

144. Wendy Welsh Wellington, New Zealand
"Oh Christmas Tree" 140 x 158 cm
Combined Pieced & Appliqué Quilt - Amateur
The quilt represents the type of Christmas we have in New Zealand - bright and summery. I enjoy wool felt appliqué, and had fun making this quilt. Once I finished the top I hand quilted it, accentuating the stars on the background fabric.
Design Source: Oh Christmas Tree by Wendy Williams

145. Jennifer Roberts Millfield, NSW
"La Passacaglia de William" 134 x 160 cm
Entrant's Quilt Top Small, Quilted by Another - Amateur
"La Passacaglia de William" was English paper pieced predominately from a William Morris inspired fabric which was fussy cut. Coordinating fabrics were used for the rest of the quilt. The backing showcases the main fabric used.
Design Source: La Passacaglia by Willyne Hammerstein
Machine quilted by Louise Baker, Quilted Threads

146. Barbara Gower The Oaks, NSW
"Wings of Hope" 133 x 155 cm
Pieced Quilt - Professional
The skill of the Japanese Ikat weavers continue to inspire my work. The beauty of these old Kimono Meisen silks deserve to be given a new purpose and life. It is a privilege and joy to stitch them.

147. Pamela Westmacott Willoughby East, NSW
"Emperor's Lily Pond" 127 x 151 cm
Entrant's Quilt Top Small, Quilted by Another - Amateur

One of my favourite Chris Jurd patterns of foundation pieced New York Beauties with fussy cut Japanese fabrics. It is a quick and easily assembled quilt to make. This quilt is for myself having made one previously for a friend.
Design Source: Emperor's Wheel by Chris Jurd
Machine quilted by Jan Foster, Red Shed Quilting

148. Julie Harding Toormina, NSW
"Path to Asymmetry" 139 x 180 cm
Modern
Brightly coloured Drunkard's Path blocks, placed in a random asymmetrical design, have been floated on a white with black spot background. The negative space has been free machine straight line quilted, with the remainder free machine quilted.

149. Pamela Curtis Five Dock, NSW
"Summer Coverlet" 138 x 174 cm
Coverlet
This 1930's coverlet was inspired by an antique quilt top belonging to a friend.

150. Judy Day Lindfield, NSW
"Hexagon Strippy" 117 x 160 cm
Coverlet
Inspired by an antique strippy hexagon coverlet in Annette Gero's display at the 2009 Sydney Quilt Show. The 5/8 inch hexagons are all English paper pieced from scraps in my stash collected over 30 years of quilting.

151. Catherine Porter Bexley, NSW
"Tumbling into Insanity" 111 x 147 cm
Pieced Quilt - Professional
I don't suffer from insanity; I enjoy every minute of it! Over 3,000 fussy cut 1" tumblers. Hand sewn English paper pieced. I don't do random - every piece has been specifically selected. Discovered I enjoy hand quilting, even with all the seams.

152. Stephanie Knudsen Warriewood, NSW
"Old Mending of New Cloth" 112 x 150 cm
Other Techniques - Professional
I have drawn on the tradition of Boro mending and used my collection of Japanese textured cottons and plaids together with snippets of other Japanese fabrics to create a more contemporary quilt.

153. Judith Rona Bondi, NSW
"Diapason" 110 x 140 cm
Pieced Quilt, predominantly machine quilted - Amateur
Art is the work of Creation - the formless extruded into form. Am I the music or the ear that hears it? Fiddling around with my Rods and Quads piecing technique, I found I'd made a spiral. That's where the music starts.

154. Robert James Woolooware, NSW
"Kathy D Gets the Last Word" 140 x 180 cm
Modern

Designed a Modern quilt with dove grey, crushed linen as negative space. Dairing threads and commercially printed cottons. The last coloured row on the right gives the quilt its title.

155. Kristina Roberts Westleigh, NSW
"Pushing Our Limits" 145 x 188 cm
Combined Pieced & Appliqué Quilt - Amateur
I made this quilt for my son who is studying Maths. I was inspired by a photo of Einstein who was always pushing his limits. I used several techniques that I have not used before: machine fused appliqué, colour graduation and quilting words.

156. Robin Allan Hunters Hill, NSW
"Bright Flowers" 140 x 163 cm
Appliqué Quilt - Amateur
"Gardenhurst" by Irene Blanck was completed in classes with Megan Manwaring. My first attempt at needleturn appliqué.
Design Source: Gardenhurst by Irene Blanck

157. Jan Frazer Elwood, VIC
"Floral Flashback" 147 x 164 cm
Appliqué Quilt - Professional
My salute to the flower power of the 1970s - surreal verging on psychedelic. Some design elements inspired by "Pattern Motifs" by Graham McCallum, Batsford 2006.

158. Jane Frankham Mt Olive, NSW
"Variable Stars" 150 x 150 cm
Pieced Quilt - Professional
After watching the first episode of The Midnight Quilt Show, I had to make the Variable Star quilt; I not only loved the pattern, but the quilting as well. I think I added a touch more quilting to mine than the original, but I had a lot of fun.
Design Source: Variable Star by Angela Walters

159. Vicki Jenkin Horsham, VIC
"Contradistinction" 151 x 151 cm
Modern
Adapted from a pattern ("Rhythmic" by Sew-Karenly Created) for a table centre. I had a lot of fun quilting this!
Design Source: Rhythmic by Sew-Karenly Created

160. Louise Stuart Woodford, NSW
"Mini Mandala Blue Hues" 152 x 152 cm
Appliqué Quilt - Amateur
This quilt was a lot of fun to make. From choosing the fabric with suitable repeats, to then seeing the mini mandalas' exciting designs appear. Lots of lovely appliqué to do as well.
Design Source: Mini Mandala by Megan Manwaring

161. Leigh Davenport Jurd Normanhurst, NSW
"Technicolor Galaxy" 153 x 153 cm
Pieced Quilt, predominantly machine quilted - Amateur
A quilt-as-you-go skill builder Block of the Month project with many new techniques.
Design Source: Technicolor Galaxy by Alyssa Lichner

162. Jess Frost Mount Stuart, TAS
"Off the Grid" 153 x 160 cm
Modern

"Off the Grid" was made for the Modern Quilt Guild's 9 Patch Challenge as part of QuiltCon 2017. It explores scale, colour, and proportion of the humble 9 patch. Dense straight line free motion quilting was chosen to add texture and enhance the design.

163. Lynne Bird Winston Hills, NSW
"Friendship Hearts" 155 x 154 cm
Group/Collaborative Quilt
I provided piece of border fabric as well as background piece. Handed out in 2008 with fabrics bought in Queensland during our travels around Australia. Blocks were sewn by members of Rosemount Quilters. A total of 26 blocks were received including one as a label. Finally completed January 2017.
Machine quilted by Sue Olma, So She Quilts

164. Sheila Beer Matraville, NSW
"Re(d)cycle" 154 x 154 cm
Other Techniques - Amateur
We are encouraged to use fewer plastic bags. Many businesses have switched to polypropylene bags, which are not biodegradable. This quilt is made from excess bags due to re-branding. A small effort to reduce the effect on the environment.

165. Denise Fagan Eastwood, NSW
"Partial to those Hand Dyes!" 153 x 160 cm
Pieced Quilt, predominantly machine quilted - Amateur
This is a sampler displaying some examples of my hand dyed experiments. I used mainly prcion dye to create plain, flour paste resist and shibori pieces. The Nancy Cabot block has lots of partial seams, hence the quilt's name.
Design Source: Locked Squares Design by Nancy Cabot

166. Scarlett Lewis Medowie, NSW
"Queen's Bracelet" 153 x 153 cm
Junior Member A (up to Year 6); 8 years
I designed this quilt by myself. I had to make a lot of sample pieces and drawings. The aqua colours are my favourite. I wanted it to look like a Queen's Bracelet laying across the quilt. I quilted it on my mum's longarm machine which was fun. I am 8.

167. Heather Middleton Gympie, NSW
"Blush of Pink" 152 x 152 cm
Pieced Quilt, predominantly machine quilted - Amateur
My blocks are smaller, paired sometimes flipped, colour, shading and arrangement differ, but definitely designed by Fujie Fukuhara. Digital embroidery by Karen Grant. Cotton fabrics, machine pieced, some by hand and domestic machine quilted.
Design Source: Quilt design by Fujie Fukuhara, Digital embroidery from Sara's Dream design by Karen Grant.

168. Helena Fooj Seaforth, NSW
"Gelato Rose, "Sorbet"" 150 x 150 cm
Appliqué Quilt - Amateur
This is the sample quilt I made of Sue Cody's "Gelato Rose" quilt pattern for the Material Obsession Block of the Month 2016/2017. I had a lot of fun playing with the fabrics. Challenging that it is a quilt-as-you-go, but by hand.
Design Source: Gelato Rose by Susanne Cody

Photography Policy: Please respect our members' copyright.

Visitors to the exhibition are permitted to photograph the quilts for personal use and to post images online or in social media, provided the quiltmaker/s and designers (if applicable) are acknowledged. If you wish to photograph and publish for commercial purposes, please apply to the Membership desk for special permission.

169. Nickel Lambie Nambucca Heads, NSW
"Butterflies in Flight" 150 x 150 cm

Junior Member A (up to Year 6); 7 years
Design created by stack, slice, switch and sew technique used to create the blocks. Colourful fabrics used to create these quirky butterflies. Machine quilted by Nickel on a longarm quilter.
Design Source: Cut Loose Quilts by Jan Mullens

170. Glen Waples Erina, NSW
"Starry Starry Kites" 146 x 162 cm

Pieced Quilt - Professional
My inspiration for the star pattern was a small photo on the cover of a Japanese magazine. 60 degree graph paper was used to draw up the pattern to use scraps and one consistent fabric. I designed the borders.

171. Eileen Campbell Kew, VIC
"Please Find my Home" 143 x 161 cm

Appliqué Quilt - Professional
The quilt depicts homes of Nursery Rhyme and Fairy Tale characters that are all listed around the border. The names are not next to the appropriate homes hence the title.

172. Jacky Barton Ashfield, NSW
"Shoo Fly" 146 x 184 cm

Entrant's Quilt Top Small, Quilted by Another - Amateur

Traditional Shoo-Fly block alternating with a solid block. I was originally going to have all Shoo-Fly blocks with a solid sashing, but there was a lot of cutting involved, so I chose to alternate instead.
Machine quilted by Lyndall Woods, Norwest Quilting

173. Emma Kemmis Blackalls Park, NSW
"Flowing Candy" 140 x 180 cm

Pieced Quilt, predominantly machine quilted - Amateur

"Flowing Candy" was made during a sewing class in Canberra. The Quick Curve ruler was used to cut the curves which helped to create accurate cutting. Additional grey sashing was used to help break up the busyness of the quilt. Quilt-as-you-go was used.
Design Source: Jelly Snakes by Moira de Carvalho

174. Selina Cheng Thomleigh, NSW
"A Duct Tape Galaxy" 155 x 155 cm

Combined Pieced & Appliqué Quilt - Amateur

Duct Tape: it has a dark side, a light side, and it binds the galaxy together! (And if you look in the darker regions of space, you might spot a few surprises...) Design Source: Technicolour Galaxy by Alyssa Lichner

175. Robyn Shipton & Auntie Neelands Church Point, NSW
"Auntie Neelands and Me" 155 x 155 cm

Two Person Collaborative Quilt

Silk crazy patchwork blocks, made by Auntie Neelands in Vancouver circa 1885, were given to me. Lucky me. I sacrificed one to repair others. The hexagon idea came from Margaret Sampson-George; sashing and backing hexagons from my stash or others'.

176. Wendy Vermeulen Crescent Head, NSW
"From the Mountains to the Sea" 120 x 170 cm

Pieced Quilt, predominantly hand quilted - Amateur
I began this quilt at Lisa Walton's workshop in Wauchope, which was made possible by the QuiltNSW Country Tutor Program. I enjoyed dyeing the fabric to make the earthy and sea colours. Also fun discovering all the different stitches on my machine.
Design Source: Workshop by Lisa Walton

177. Julie White North Turramurra, NSW
"Visions in Japan" 155 x 180 cm

Entrant's Quilt Top Small, Quilted by Another - Amateur

"Visions in Japan" designed with one panel, adding complementary fabrics to complete the picture. I have embellished many areas of the fish panel, Mt Fuji and the heron with stem stitching by hand.
Machine quilted by Sue Olma, So She Quilts

178. Liz Bonner Annandale, NSW
"Kurumaken Star" 190 x 190 cm

Pieced Quilt, predominantly machine quilted - Amateur

I saw a tiny photo of a section of a quilt in a Japanese quilting magazine in the 1990s and had to make it. I made one block from each cotton fabric in my Japanese fabrics stash - it was a great travelling project. And had no effect on my stash.

179. Anne Andrews Surrey Hills, VIC
"Sandrannie" 160 x 160 cm

Combined Pieced & Appliqué Quilt - Amateur

A quilt started with Sandra Boyle, but due to a misinterpretation of instructions it became mine.
Design Source: Quilt Blocks by Sandra Boyle

180. Rhonda Langhorne Kellyville, NSW
"Crowns of Glory" 160 x 180 cm

Pieced Quilt, predominantly machine quilted - Amateur

I started this quilt in a Chris Jurd class and got it just about together and decided I didn't like the backgrounds so I pulled it apart and changed it to this. I am much happier with the result now.
Design Source: Design by Chris Jurd

181. Joy Smith Miranda, NSW
"Joy's Colourful Garden" 158 x 185 cm

Appliqué Quilt - Amateur

I wanted to try my hand at appliqué. Found a book called "Beautiful Botanicals" by Deborah Kemball with flowers. I could not resist; made my own design using some of the flowers and added birds.
Design Source: Beautiful Botanicals by Deborah Kemball

182. Jennifer Ramsay Balgownie, NSW
"Hexagons-Bright and Beautiful" 163 x 182 cm

Entrant's Top Quilted by Another - Professional

Kaffe Fassett materials were given to me a year ago. The hexagon template, triangles and parallelogram for the background I constructed on graph paper. My friend, Glenda Wise free motion quilted it as a present for my 80th birthday.
Machine quilted by Glenda Wise

183. Barbara Radzevicius Bondi, NSW
"Mandelbaum Snowflake" 162 x 175 cm

Pieced Quilt, predominantly hand quilted - Amateur
1 inch hexagons, hand sewn. Variation of 'Grandmother's Flower Garden'. Kaffe Fassett Collection fabrics.

184. Ann Murray Emu Plains, NSW
"Arts and Crafts Sampler" 163 x 189 cm

Entrant's Top Quilted by Another - Professional

I love Michele Hill's motivation for William Morris' Arts and Crafts movement. Kyeen McPherson brought the quilt to life with her exquisite quilting, which at the time of quilting was only her 2nd commercially quilted custom quilt!
Design Source: Quilt Pattern by Michele Hill
Machine quilted by Kyeen McPherson, Kyeen Marie Quilts

185. Anne Andrews Surrey Hills, VIC
"Texas Stars" 165 x 185 cm

Pieced Quilt, predominantly hand quilted - Amateur

Traditional quilt inspired by Sandra Boyle.

186. Anita Brown Granville, NSW
"Modern Morris Sampler" 164 x 174 cm

Modern
I started this quilt in 2001! I had no idea it would end up like this - occasionally procrastinating can lead to a better quilt. It is machine and hand quilted.

187. Ruth Buchanan Glenbrook, NSW
"Village (Marking Time)" 162 x 182 cm

Pieced Quilt - Professional

Take a grey vintage shirt and a bag of random, varied strips of quilt fabric and add some time... freeform Log Cabin blocks unexpectedly turned into a village when the blocks were pieced together. Doors & windows and the suggestion of all sorts of lives.

188. Gail Sadler Engadine, NSW
"Grey Shades" 160 x 183 cm

Combined Pieced & Appliqué Quilt - Amateur

I was given, as a present, bold plain coloured materials and immediately thought of shades of grey and black to accompany the bold colours. I have arranged the colours to show progression, altered the original pattern and used quilt-as-you-go technique.
Design Source: Piecing it Together by Fave Quilts

189. Beverly Hunter Mount Warrigal, NSW
"Rough Diamonds" 160 x 174 cm

Pieced Quilt, predominantly hand quilted - Amateur

A carry around project using fabrics from previous projects, fabric given by friends and a few bought to finish off. Something to do while waiting to move into a new house.

190. Kerry Ritson Clareville, NSW
"World Turning" 158 x 158 cm

Modern

Honouring the impact of the International Convention Centre, the chartreuse carpet in the breakout area was the inspiration for this Amish classic - Diamond in a Square.
Design Source: American Quilts - the Democratic Art by Robert Shaw

191. Catherine Butterworth Roseville, NSW
"The Miller's Wheel" 154 x 175 cm

Modern
I was inspired by a four-harness overshot weaving pattern in "A Handweaver's Source Book". To add dimension to the original two toned pattern, I recoloured various elements to feature the traditional Nine Patch quilt block.

192. Sandra Donovan Tennyson Point, NSW
"Jazzy's Quilt" 150 x 180 cm

Group/Collaborative Quilt

This is a favourite pattern in our friendship group with a number being completed in many and varied colours and fabrics. I asked my friendship group to help me make a quilt for my 12 year old granddaughter, Jasmine Beashel. She loves purple!
Design Source: Quilt Pattern by Claire Higgott

193. Jessie Hosie Sutherland, NSW
"A Sea of Hexagons" 115 x 169 cm

Coverlet

My first hexagon quilt - not something I thought I would ever do after machine piecing. However, it was an ideal technique for handwork at a patchwork group. I was pleasantly surprised at how it grew "slowly but surely".

194. Wendy Vermeulen Crescent Head, NSW
"Circling Geese" 155 x 155 cm

Display Only

I began this quilt at a workshop with Lessa Siegele at Misty Threads Retreat in Dorrigo. It was meant to be a small lap quilt but I was having such a good time with the hand dyed fabric and the design that it grew and grew. Quilted by Judy Hills.
Design Source: Workshop by Lessa Siegele

195. Elaine Raahauge Epping, NSW
"Modern Rose of Sharon" 155 x 155 cm

Other Techniques - Amateur

A machine embroidered appliqué quilt. I used a non-traditional method to create a traditional-looking quilt. The traditional colours for this quilt (red and green) were combined with bright aquas, oranges and hot pink for extra zing.
Design Source: Block Designs from OESD

196. Glen Waples Erina, NSW
"Elizabeth Pearl" 171 x 171 cm

Combined Pieced & Appliqué Quilt - Professional

"Elizabeth Pearl" began as a challenge to replicate Di Ford's interpretation of this old English quilt. I made changes to the centre to more closely resemble the old quilt and to some borders and the corners.
Design Source: Based on Rotherfield Greys by Di Ford

198. Susan Power Bexley, NSW
"Two Little Birds" 173 x 173 cm

Entrant's Quilt Top Small, Quilted by Another - Amateur

The centre piece depicting birds gave me inspiration to play; the quilt just grew.
Machine quilted by Sue Rowles, Sue's Top Finish



199. Sandra Laird West Ryde, NSW
"Circles & Hexagons make Magic" 174 x 187 cm

Appliqué Quilt - Professional

The pattern for my quilt calls it "The Unknown Quilt dated pre 1850". I chose to make my own centre to match the outer strips. The fabrics are mostly reproduction prints 1860-1890. It is hand appliquéd and quilted.

Design Source: Hexagon Circles - Max & Louise Pattern Co; Centre from Floral Abundance by Rosemary Makhan

200. Jan Payne Mosman, NSW
"Japanese Circles" 175 x 175 cm

Pieced Quilt, predominantly hand quilted - Amateur

This quilt has been made using the Moda "Kasuri" Japanese range of fabrics. It consists of Drunkards Path blocks with additional sashing. I first saw this design in a Quiltmania magazine.

201. Dianne Kearns Rossmore, NSW
"Raspberries and Cream" 175 x 175 cm

Entrant's Quilt Top Small, Quilted by Another - Amateur

This is a Sue Daley design. I changed the centre block plus a number of smaller blocks to my own designs.

Design Source: Raspberry Tea by Sue Daley
Machine quilted by Veronica Appleyard, Appleyard Cottage

202. Carolyn Davis Woolwich, NSW
"Shall We Dance" 175 x 175 cm

Pieced Quilt, predominantly hand quilted - Amateur

A weekend away with a bag of scraps and a good friend was the perfect setting for creating this quilt full of dancing guys and dolls...at least to me!

203. Marissa Rennie Belrose, NSW
"I Spy" 175 x 177 cm

Combined Pieced & Appliqué Quilt - Amateur

Modern twist on Chuck Nohara designs using my favoured brights and bolds. Taught by Lorena Uriate. Taught to look in to depth of a design and how to decide on which techniques to apply: appliquéd, English paper piecing and foundation piecing.

Design Source: 2001 Nouveaux Blocs de Patchwork by Chuck Nohara

204. Julie Kennedy Davidson, NSW
"Primary Colour Play" 172 x 175 cm

Pieced Quilt, predominantly hand quilted - Amateur

Playing with primary colours and 120 degree ruler was the starting point for this quilt. I took inspiration from the Kantha style quilts for the hand quilting and embellishing the fabric patterns.

205. Kathy Thorncraft Homebush, NSW
"Fan Girl" 178 x 178 cm

Pieced Quilt, predominantly machine quilted - Amateur

"Fan Girl" is a quilt using some of my most hoarded fabric. I originally designed this quilt using other fabrics and it looked very different. Once I decided on the centre panel then the design evolved and I cut deeper into my stash!

206. Makayla Laurie Grafton, NSW
"The Jewel Star" 178 x 178 cm

Junior Member B (Year 7-12; 17 years)

Criss-cross design created to form subtle stars using green and blue fabrics on a pink background. Machine quilted by myself on a longarm quilting machine.

207. Joy Herbert & Maxine Sandry Bangalee, NSW
"Lime Fizz" 178 x 174 cm

Two Person Collaborative Quilt

"Lime Fizz" was inspired by Jess Frost's quilt "Misdirection" which was displayed at AQC 2015. It is made of half-rectangle-triangles and rectangles. The chevron design was easier than first expected but not as easy as half-square-triangles??
Design Source: Design by Jess Frost

208. Karen Terrens Northcote, VIC
"Cornflower Blue" 176 x 176 cm

Other Techniques - Professional

"Cornflower Blue" is a Diamond Sawtooth quilt - a traditional Amish design. Feathers have been quilted to fill the space. A double layer of wadding has been used to create a faux trapunto effect. Quilted freehand on a longarm quilting machine.

209. Jessie Hosie Sutherland, NSW
"Mulberry Medallion" 175 x 175 cm

Pieced Quilt, predominantly machine quilted - Amateur

My first medallion quilt in my own design and partly made in classes with Michelle Marvig. It was a challenge and some original ideas needed to be reconsidered as the quilt developed - and grew to be larger than planned.

210. Carolyn Davis Woolwich, NSW
"Commotion in the Ocean" 175 x 175 cm

Appliqué Quilt - Amateur

These colourful wedges remind me of fish floating with the ripples while swimming among the corals on the sea floor. Quilting lines are reflective of the random water movement with knots on top as my trademark.

211. Anita Brown Granville, NSW
"Once Was Sarong 4" 174 x 174 cm

Pieced Quilt, predominantly machine quilted - Amateur

This is part of a series of quilt patterns using a sarong as a starting point. This time I have used a sarong with a floral centre panel and hand dyed fabric that Denise Fagan and I made to complement this design. Machine and hand quilted.

212. Margy Syrett Darlinghurst, NSW
"Glittering Scraps" 171 x 185 cm

Pieced Quilt, predominantly hand quilted - Amateur

I was in scrap-bag heaven making all the colour combinations with each becoming my favourite as I sewed them. A great pattern that helps my scraps really sparkle. Hand pieced (with no drawn lines - I'm happy to show you how!).
Design Source: Glitter by Jen Kingwell

213. SydModSquad Frenchs Forest, NSW
"Rainbow Round Robin" 173 x 173 cm

Group/Collaborative Quilt

We were inspired to make a medallion quilt in a round robin style. The centre medallion is a six pointed Compass Star. The only requirement for the quilt was that a rainbow colour configuration be used in the centre and in alternate borders.

214. Clare Lewis Medowie, NSW
"Tangarine Dream" 173 x 173 cm

Pieced Quilt - Professional

Inspired by a quilt in a picture. I used this quilt to demonstrate Medallion quilts to my students. Out of my comfort zone with colour choice I used fabric from my stash. Freestyle quilted by myself on a non computerised longarm - Never Ending Quilting.

215. Wendy Whellum Col Light Gardens, SA
"Licorice Allsort" 170 x 170 cm

Coverlet

Central medallion of Broderie perse flowers, hand pieced basket, plus left over blocks incorporating English paper piecing - all sorts of parts make up this quilt.

Design Source: Small blocks from Patchwork with Busy Fingers

216. Di Jobbins Zetland, NSW
"Levitation Fascination" 145 x 155 cm

Other Techniques - Amateur

Furthering my fascination for fondling favourite fabrics, folding, fusing and fashioning faux formations, floating free as a feather in the firmament. Fantastic fun!

217. Jan Payne Mosman, NSW
"Blue and White Stars" 180 x 180 cm

Entrant's Quilt Top Small, Quilted by Another - Amateur

This blue and white quilt is made using the 54-40 or Fight block. This name is taken from the famous 1844 presidential campaign slogan of James Knox Polk that contributed to his unexpected victory, "54-40" latitude being the northern border of Oregon.

Machine quilted by Jayne Rennie, Quilting Finesse

218. Dianne Kearns Rossmore, NSW
"Homeward Bound" 178 x 178 cm

Entrant's Quilt Top Small, Quilted by Another - Amateur

This is a Sue Daley English paper pieced quilt design to which I added two extra borders. The fabric range I chose is "Samantha".
Design Source: Designed by Sue Daley
Machine quilted by Veronica Appleyard, Appleyard Cottage

219. Tonia Barton Scone, NSW
"There's Always One" 165 x 175 cm

Entrant's Quilt Top Small, Quilted by Another - Amateur

This quilt started out as kit purchased from Stitch Between the Bridges in Tamworth. I added some colour and humour. Sharon French from Morning Star Quilting then completed the quilt.

Design Source: Based on Shadow Time by Sally Ablett
Machine quilted by Sharon French, Morning Star Quilting

220. Beverly Mason Earlwood, NSW
"Dresden Bloom" 185 x 185 cm

Combined Pieced & Appliqué Quilt - Amateur

Dresden Plates inset with triangle stars, finished with quarter circles, pieced sashing and floral appliqué.
Design Source: Pattern by Laundry Baskets Quilts

221. Chris Serong & Desley Maisano Essendon, VIC
"Endless Chain" 187 x 187 cm

Two Person Collaborative Quilt

This pattern started out as Kansas Dugout. I added the cream wedge background fabric and the pattern changed to "Endless Chain". This pattern is so versatile and scrappy, a great holiday project.

222. Connie Denham Corrimal, NSW
"Kylee's Quilt" 145 x 196 cm

Pieced Quilt, predominantly machine quilted - Amateur

A hexagon quilt inspired by the dragonfly fabric. The wings of the dragonfly are escaping the hexagons because wings should not be clipped. This quilt is for my daughter and she is a fan of these colours.

223. Gary Butler Figtree, NSW
"Equilibrium" 180 x 198 cm

Appliqué Quilt - Amateur

"Equilibrium" comes from one definition of the Catenary Arch, 'an arch in equilibrium'. This is my first appliquéd quilt, having learned this particular appliquéd technique and started one of the strips at a workshop with Carolyn Friedlander.
Design Source: Catenary by Carolyn Friedlander

224. Alan R Tremain Wyoming, NSW
"Modernistic Outback Landscape" 185 x 195 cm

Modern

Modernistic landscape quilt inspired by the first flush of spring wildflowers in outback Australia.

225. Susanne Cody Mosman, NSW
"Urban Nest" 190 x 190 cm

Appliqué Quilt - Professional

My take on life after moving back to Sydney from Bowral to a city that is vibrant, lively, colourful and a hub of creativity. Urban nests are everywhere from the leafy outer suburbs to inner city highrise.

226. Liz Bonner Annandale, NSW
"Kyoto Silk Memories" 154 x 170 cm

Pieced Quilt, predominantly machine quilted - Amateur

I found a tiny photo in a 1993 Quilt Tsushin magazine with this centre design. I used pieces of silks I bought in 1998 in Japan, and in Kyoto I found the two children's kimonos that form the border and purple blocks. Silk is hard to hand sew and quilt!

227. Marcelle Armstrong Parkes, NSW
"Birdsong" 174 x 192 cm

Combined Pieced & Appliqué Quilt - Professional

I started out by making a pieced quilt - then I thought the bird deserved some extra attention. I also love bird cages and so it grew.

Photography Policy: Please respect our members' copyright.

Visitors to the exhibition are permitted to photograph the quilts for personal use and to post images online or in social media, **provided** the quiltmaker/s and designers (if applicable) are acknowledged. If you wish to photograph and publish for commercial purposes, please apply to the Membership desk for special permission.

228. Marcelle Armstrong Parkes, NSW
 "Mon Ami Splendid Sampler" 180 x 195 cm
Combined Pieced & Appliqué Quilt - Professional
 My version of "The Splendid Sampler" - inspired by the range "Mon Ami" by Basic Grey for Moda. We have ridden bikes in many places so they are included in some of the blocks: The Blue Mountains, New York, Germany, Austria and China.
 Design Source: The Splendid Sampler by P Sloan & J Davidson

229. Lorna Denham Cardiff Heights, NSW
 "Uncle Charlie" 146 x 195 cm
Entrant's Quilt Top Small, Quilted by Another - Amateur

The quarterly newsletter from Patchwork On Stonleigh always came with mouthwatering and generous goodies, including a pattern by Susan Smith. This one is from 2005. Begun in 2006, finished 2017. It suited the use of Dargate purples and brown fabrics.
 Design Source: Quilt Design by Susan Smith
Machine quilted by Cathie Calvert, Lake Edge Quilting

230. Veronica Appleyard Minto, NSW
 "Lemon, Lime & Bitters" 185 x 185 cm
Combined Pieced & Appliqué Quilt - Professional
 "Lemon, Lime & Bitters" was designed, pieced and quilted by myself, Veronica Appleyard Designs. I used EPP and machine piecing, the fabric range I used is called "Bittersweet" designed by Sue Daley. I enjoyed every aspect of making this quilt.

231. Patricia Poole Dural, NSW
 "Stars at Sunset" 185 x 185 cm
Pieced Quilt, predominantly machine quilted - Amateur

The Pineapple Star blocks were foundation pieced following instructions in the book "Pineapple Stars" by Sharon Rexroad. I appliqued the diamond border by hand and foundation pieced the New York Beauty blocks.
 Design Source: Pineapple Block design by Sharon Rexroad

232. Irene Andrews Tarranna, NSW
 "Blue Starburst" 182 x 182 cm
Pieced Quilt - Professional
 Comprising of nine star blocks made from the collection of blues and whites in my stash. The stars formed by the sashing dictated the border or was it the other way around. Quilting design drawn to fit the various shapes.

233. Laura-Mae West Willow Tree, NSW
 "Deloré" 181 x 175 cm
Combined Pieced & Appliqué Quilt - Amateur
 "Deloré" was inspired by my grandmother. I acquired the fabrics from her and I designed and quilted it entirely on my Janome 5200. I pushed my boundaries and created a more modern quilt using just the fabrics given to me and white hempun.

234. Susan Reinhard Budgee Budgee, NSW
 "Doing the Rounds" 179 x 179 cm
Appliqué Quilt - Amateur
 Born from a sketch made on holidays and a love of appliqué and hexagons. I couldn't settle on a new project so decided to design my own quilt to showcase my favourite techniques and shapes round by round. Appliqued and quilted by hand over 18 months.

235. Jess Frost Mount Stuart, TAS
 "Flow" 144 x 152 cm
Modern

"Flow" was improvisationally pieced, and features gentle curves flowing across the quilt top, using colours reminiscent of a glacier. The free motion quilting designs have been chosen to add to the sense of gentle movement flowing across the quilt.

236. Lynette Thrift Narraweena, NSW
 "Autumn" 162 x 162 cm
Pieced Quilt, predominantly hand quilted - Amateur
 Strips cut 2¾ inches wide; finished block 6¼ inches square. Blocks and first border hand quilted in the ditch. Curved quilting in second border as a contrast to straight lines of piecing.

237. Heather Willett Victoria Point, QLD
 "William Morris Floral Sampler" 163 x 163 cm
Entrant's Quilt Top Small, Quilted by Another - Amateur

Hand buttonhole appliqué, blocks machine pieced.
 Design Source: Pattern by Michele Hill
Machine quilted by Cathy Davies, The Quilt Studio Gold Coast

238. Catherine Mosely Cameron Park, NSW
 "Halo" 165 x 165 cm
Entrant's Quilt Top Small, Quilted by Another - Amateur

I love Jen's patterns for their brilliant scrappiness and enjoy making them my own. I settled on a little consistency with the striped rings otherwise it was everything goes!
 Design Source: Halo by Jen Kingwell
Machine quilted by Jan Foster, Red Shed Quilting

239. Deborah Louie Oyster Bay, NSW
 "A New Path" 147 x 206 cm
Appliqué Quilt - Professional

Making Daisy paths again for students and my latest book with a runner and cushion was so enjoyable. With a large colour palette I am happy with the new modern clean look. Sketch appliqué and turned decorative stitch appliqué were the techniques.

240. Denise Griffiths Shellharbour, NSW
 "Flora Australis" 140 x 208 cm
Other Techniques - Professional

My quilt is made up of many different Australian Native Flowers. I wanted some of them made in different ways but also hand stitched, to give some uniformity all over. The flowers on the bowl were machine embroidered to give it texture.

241. Diane Moody Denistone, NSW
 "Star Garden" 160 x 208 cm
Entrant's Quilt Top Small, Quilted by Another - Amateur

This was a dalliance in bright colours and accurate machine piecing. The first multi-coloured print is somewhere in every block.
 Design Source: Googly Eyes by Catherine Butterworth
Machine quilted by Kay Murray, Kay and Quilting

242. Sharon Nicholls-Thomson Far Meadow, NSW
 "Garden View: Through the Screen" 160 x 215 cm
Modern

Here I play with a quilt element - sashing. Common in quilt construction but now, it's not where you expect it. Each block is improvisationally 'sashed' internally but not between the blocks. Making a screen. Glimpsed beyond is the wild, green garden.

243. Dianne McCallum Sans Souci, NSW
 "Celtic Sampler" 160 x 204 cm
Appliqué Quilt - Amateur

I really enjoy hand appliqué and quilting and have been an admirer of Celtic designs for many years. This quilt took a long, long while to complete and I have forgotten how many years exactly. I hope to pass it on to my daughter one day.
 Design Source: Design by Philomena Durcan Wiechec

244. Yvonne Paul Bowral, NSW
 "Herbaceous Border: Blue" 164 x 203 cm
Entrant's Quilt Top Small, Quilted by Another - Amateur

A display of brilliantly coloured delphiniums at the Chelsea Flower Show in 2010 was the inspiration for this quilt. I used my favourite technique of strip-piecing.
Machine quilted by David Hansor, Heartfelt Computer Quilting

245. Springwood Community Quilt Show Blaxland, NSW
 "Cherry Time" 168 x 201 cm
Group/Collaborative Quilt

This quilt was designed by Anne Sommerlad for the 2017 Springwood Community Quilt Show Raffle Quilt. Anne's quilt pattern is called "Cheritaimu" which translates to Cherry Time; a perfect name for a quilt that features many fussy cut cherry blossoms. Quilted by Ladybird Quilting.
 Design Source: Cheritaimu pattern by Anne Sommerlad

246. Kim Hough Lindfield, NSW
 "Annie's Quilt" 168 x 200 cm
Combined Pieced & Appliqué Quilt - Amateur

String pieced strips of Liberty lawn and Japanese lawn, hand appliqued as tulips as well as pieced diamond borders. Inspired by the gorgeous original "Liberty Tulips" made by Megan Manwaring. What a joy to make! It was very quickly snapped up by Annie.
 Design Source: Liberty Tulips by Megan Manwaring

247. Louisa Wright Randwick, NSW
 "More in Hope than Expectation" 162 x 197 cm
Combined Pieced & Appliqué Quilt - Amateur

A combination of blocks which are hand pieced, machine pieced and in some cases both. Designed as a child's quilt with primary colours.
 Design Source: 2001 Nouveaux Blocs de Patchwork by Chuck Nohara

248. Glenys Wallbridge Grafton, NSW
 "Asia Blue" 162 x 203 cm
Combined Pieced & Appliqué Quilt - Amateur

Made from an Anne Sommerlad pattern, "Indigo Op Art" with added sashings. Machine quilted by myself.
 Design Source: Indigo Op Art by Anne Sommerlad

249. Skye Thompson Culburra Beach, NSW
 "Kung Fu Panda" 160 x 212 cm
Pieced Quilt, predominantly hand quilted - Amateur

Uncharacteristically limited myself to just two colours in this improv Log Cabin style quilt. My son Tyler named it and it is my husband's favourite quilt I have made so far.
 Design Source: Pastel Party by Karen Lewis

250. Pat Johnson Parkes, NSW
 "Splendid Sampler - Pat's Version" 157 x 208 cm
Entrant's Quilt Top Small, Quilted by Another - Amateur

My version of the Splendid Sampler.
 Design Source: Splendid Sampler by P Sloan & J Davidson
Machine quilted by Marcelle Armstrong, Marcelle's Patchwork Cottage

251. Jacky Barton Ashfield, NSW
 "Scrapalicious" 153 x 194 cm
Entrant's Quilt Top Small, Quilted by Another - Amateur

I changed the block size from the original 2.5", and had fun playing with the colour layout of the 25-patch blocks, and selecting an appropriate background fabric.
 Design Source: Film at Five by Wedding Dress Blue
Machine quilted by Sue Rowles, Sue's Top Finish

252. Rae Cashman Burleigh Waters, QLD
 "Fantales" 144 x 202 cm
Entrant's Top Quilted by Another - Professional

This children's quilt has traditional Fan blocks in various sizes, combined with conversation pieces, also in various sizes, of children at play and so these are fan tales.
Machine quilted by Jo-Ann Phillips, Quiltwise

253. Julie Kennedy Davidson, NSW
 "Organically it Grew" 165 x 165 cm
Combined Pieced & Appliqué Quilt - Amateur

Fabric ranges working together was the starting point for this quilt. My love of appliqué led me to making each block with stylised plants and flowers as the base of the design, then bringing the pieces together to give balance and flow organically.

254. Carolina Da Mata Liverpool, NSW
 "Garden Delight" 162 x 162 cm
Combined Pieced & Appliqué Quilt - Amateur

Baltimore quilt, quilting, embroidery and appliqué done by hand. Pieced by machine, consisting of 8" blocks. Predominantly yellow and blue background with 4 corner swags. Roses were substituted with red poppies for WW1 Remembrance.
 Design Source: Appliqued Blocks by Elly Sienkiewicz, Embroidery Blocks by Janice Vaine

255. Michelle Law Watson, ACT
 "Lucy Boston Went to the Circus" 162 x 162 cm
Pieced Quilt, predominantly machine quilted - Amateur

The "Patchwork of the Crosses" quilt by Lucy Boston has been re-imagined by Carol Roberts. I like to turn traditional blocks on their head by using bright colours and bold fabrics. The Lucy Boston in my quilt is wild and carefree and always laughing.
 Design Source: Lucy in a Hurry by Carol Roberts



256. Jan Cardie Camden, NSW
"Alison's Wedding Quilt" 168 x 168 cm

Appliqué Quilt - Amateur

Adapted from "Blackwork Sampler" quilt made by Shirley Gillam.
Design Source: Based on design by Megan Fisher

257. Mandie Tyler Eastwood, NSW
"Irene's Excellent Elephant" 181 x 164 cm

Entrant's Quilt Top Small, Quilted by Another - Amateur

I made this as a surprise for my teenage daughter who loves elephants. I really enjoyed the fabric collage and she just loves it.

Design Source: Lulu Collage by Laura Heine
Machine quilted by Irene Andrews, Irene Andrews Quilting

258. Hayley Hannah Grafton, NSW
"Black Shades" 191 x 191 cm

Junior Member B (Year 7-12); 17 years

Large Stack and Whack centre blocks in black and white fabrics. Black and White sashings. Outside borders created with stripes. Machine quilted.

259. Suzanne Laird & Susie Anderson Lawson, NSW
"The Gift" 192 x 192 cm

Two Person Collaborative Quilt

Inspired by the gift of the "Wildflowers and Wrens" fabric (a CJL design on Spoonflower.com), Suzanne designed the central wreath, adapted to a commercial pattern. Suzanne and Susie collaborated in the design and selection of the quilting patterns.

Design Source: Adapted from Raspberry Delight, by Carol Roberts

260. Jennifer Kirkby Woollahra, NSW
"Whirlygig" 190 x 195 cm

Combined Pieced & Appliqué Quilt - Amateur

I made this quilt in a workshop with Sue Ross. I love her style. I started it several years ago and hand quilted it as well. It always takes me years to finish anything. I love the circles and flowers.

Design Source: Workshop with Sue Ross

261. Lyndall Cummine Wahroonga, NSW
"A Touch of French" 196 x 196 cm

Entrant's Quilt Top Large, Quilted by Another - Amateur

This is a traditional quilt, pieced and appliquéd. It is machine pieced and custom quilted. The quilt has shades of navy, red, yellows and greens and pinks, navy and white background and red binding.

Design Source: French Medallion Quilt by Judy Newman
Machine quilted by Jayne Rennie, Quilting Finesse

262. Marilyn Lowder Engadine, NSW
"Peaceful English Holiday" 201 x 187 cm

Pieced Quilt - Professional

My quilt is based on Sally Collins' taupe 112cm square quilt from "Mastering Precision Piecing", a book I bought while on holiday in England. I chose colours to suit my bedroom, redrafted and varied the design to fit our bed. A most enjoyable project.

Design Source: Design by Sally Collins

263. Barbara Radzevicius Bondi, NSW
"Field of Flanders" 170 x 204 cm

Pieced Quilt, predominantly hand quilted - Amateur

1 inch hexagons, hand pieced, hand quilted. Red poppies on a white background. Made in honour of my grandfather, Harold Reynolds.

264. Melissa Schofield Lane Cove, NSW
"Asian Whimsy" 178 x 201 cm

Pieced Quilt, predominantly hand quilted - Amateur

Asian inspired take on Judy Newman's "Whimsy" pattern.
Design Source: Whimsy by Judy Newman

265. Annette Ferguson Manly, NSW
"Liberty Belle" 175 x 200 cm

Group/Collaborative Quilt

Mystery quilt based on paper piecing and appliqué.

There were 12 participants in the group and I designed the borders and put the top together. I chose the fabrics and each participant added to the stash. Quilted by Ladybird Quilting.

266. Chris Jurd Blaxland, NSW
"Road Trip" 170 x 198 cm

Entrant's Top Quilted by Another - Professional

Various versions of the New York Beauty and Drunkards Path blocks combine to make a "map". Smaller NYB blocks are the roundabouts on this journey. NYBs are my all-time favourites and they seem to pop up everywhere in my work.

Machine quilted by Jeannette Bruce, The Quilting Platypus

267. Cheryl Houston Auckland, New Zealand
"Hobbsville Point" 183 x 183 cm

Entrant's Top Quilted by Another - Professional

I have always loved house blocks and I had to design a quilt for a shop hop last year. Nearby there is a new housing development of terraced and high density houses called Hobbsville Point.

Machine quilted by Rebecca Owen, Quilted

268. Beverly Mason Earlwood, NSW
"Getting Hitched" 195 x 195 cm

Pieced Quilt, predominantly machine quilted - Amateur

Double Wedding Ring quilt made following workshop with Victoria Findlay Wolfe.

Design Source: Pattern by Victoria Findlay Wolfe

269. Jackie McDonald Auckland, New Zealand
"Home, Pray, Love" 193 x 193 cm

Combined Pieced & Appliqué Quilt - Amateur

A traditional quilt inspired by my love of Reproduction fabrics: comprised of four originally designed, pieced and appliquéd blocks set in a pieced sashing and surrounded with a flowing appliquéd border.

270. Kathleen Jackson Kincumber, NSW
"Morning Tea with Judith" 192 x 192 cm

Entrant's Quilt Top Large, Quilted by Another - Amateur

Lancaster Star
Design Source: Workshop with Kerry Swain at "Cottage on the Hill"

Machine quilted by Jan Foster, Red Shed Quilting

271. Linda Steele Park Orchards, VIC
"A Time for all Seasons" 191 x 191 cm

Other Techniques - Professional

Time marches on and the seasons change but sometimes we are too busy to notice how beautiful nature is.

272. Vicki Martyn Castle Hill, NSW
"Can You See the Forest?" 175 x 160 cm

Pieced Quilt, predominantly machine quilted - Amateur

"Can You See the Forest?" is a machine pieced quilt of commercial printed cotton fabrics. It was quilted on a domestic machine in three vertical sections and joined to complete before applying a facing finish.
Design Source: Painted Forest by Blue Nickel Studios

273. Maureen Teager Elanora Heights, NSW
"Stars and Baskets" 168 x 168 cm

Combined Pieced & Appliqué Quilt - Professional

I have too many blue and brown fabrics in my cupboards. I didn't have to buy any extra to make this quilt - and I still have too many left!
Design Source: Primarily Patchwork by Di Ford Hall

274. Kate Knight Burradoo, NSW
"Cinnamon Chocolate Crackle" 179 x 219 cm

Pieced Quilt, predominantly hand quilted - Amateur

A combination of many loves...this quilt celebrates my love of chocolate (not only of the Belgian variety), antique quilts and English paper piecing. Big stitch quilting adds a modern twist.

275. Karen Terrens Northcote, VIC
"Circle of Friends" 174 x 204 cm

Two Person Collaborative Quilt

"Circle of Friends" is a vintage 1930's hand pieced Friendship Knot quilt top purchased from Mary Koval Antique Quilts made by an unknown piecer. I designed the quilting elements for this quilt which was quilted on my longarm quilting machine.

276. Jennifer Horsford Proserpine, QLD
"Treasures of Egypt" 180 x 217 cm

Other Techniques - Amateur

"Treasures of Egypt" is based on the unique treasures found in Egyptian tombs but specifically those found in King Tutankhamun's tomb which have fascinated everyone who has seen them, particularly myself.

277. Zita Carey Tullamore, NSW
"Crossroads" 186 x 209 cm

Pieced Quilt, predominantly machine quilted - Amateur

This quilt was inspired by and made for a country farm house which has a different colour scheme in each bedroom. I wanted a strong, slightly masculine, modern country feeling with the stamp of the dominant colours from the room.
Design Source: Quilt pattern by Amanda Murphy

278. Susanne Cody Mosman, NSW
"Woodhouseleigh" 192 x 218 cm

Coverlet

A vintage centre panel is surrounded by 56 fussy cut hexagon diamonds. The four cornucopias are bursting with flowers and berries. The outer border features fussy cut pentagons. Rows of red hexagons divide and define each section of this coverlet.
Design Source: Inspired by the Suzannah Nexsen Warner coverlet

279. Kate Thomas Newport, NSW
"Camellia Crush" 194 x 205 cm

Combined Pieced & Appliqué Quilt - Amateur

A few of us in Margaret Sampson-George's class started with the same centre fabric which dictated the colour palette used. Inspiration also came from antique quilts (eg. hexagon etc appliquéd onto linen and tiny squares with curved edging).

Design Source: Workshop by Margaret Sampson-George

280. Jennifer Roberts Millfield, NSW
"Blessings" 200 x 200 cm

Entrant's Quilt Top Large, Quilted by Another - Amateur

This quilt is made from predominately Kaffe Fassett fabrics. The pieces were hand pieced over paper and then appliquéd onto background. From Quilters Companion No. 46.
Design Source: The Blessings Quilt by Robyn Falloon
Quilted by Glen Waples

281. Tricia Bowdler Summer Hill, NSW
"Chenonceaux" 200 x 200 cm

Appliqué Quilt - Amateur

My personal challenge was to appliquéd onto a dark background. Am pleased with the result. The quilt is a reminder of my favourite chateau, its glorious interiors and amazing floral displays. Machine appliquéd and quilted.

Design Source: Quilt Blocks designed by Michele Hill

282. Veronica Appleyard Minto, NSW
"Raspberries & Lace" 200 x 200 cm

Combined Pieced & Appliqué Quilt - Professional

"Raspberries & Lace" was designed, pieced and quilted by myself, Veronica Appleyard Designs. This quilt was made using a range of fabrics called "Beaujolais" designed by Sue Daley. I enjoyed every aspect of designing and making this quilt.

283. Karen Matthews Cherrybrook, NSW
"Lydford" 200 x 200 cm

Entrant's Quilt Top Large, Quilted by Another - Amateur

I designed this quilt to use my love of traditional appliqué, Broderie perse and the Mariner's Compass block. I was working on the appliqué whilst on holiday in Devon UK and have named the quilt after the lovely village we stayed in.

Machine quilted by Sue Olma, So She Quilts

284. Ruth Pittingale Lawson, NSW
"Big Blue" 198 x 198 cm

Pieced Quilt, predominantly hand quilted - Amateur

I needed something to hand piece on the train to work and on long car journeys, and for some reason thought that one inch squares in blue and white would be a good idea. Three and a half years, 6,561 squares, and many kilometres later...

285. Jessica Wheelahan East Lindfield, NSW
"Rocket Man" 190 x 215 cm

Entrant's Quilt Top Large, Quilted by Another - Amateur

In continuation of my 'space themed' quilts I give you "Rocket Man". Improv pieced and embellished by me, masterfully quilted by Robin Allan. Inspired by the Elton John song of the same name and his flamboyant costumes.
Machine quilted by Robin Allan

286. Leigh Davenport Jurd Normanhurst, NSW
 "#rainbowlibertypassacaglia" 184 x 206 cm
Pieced Quilt, predominantly machine quilted - Amateur

Exactly what it says on the label: a rainbow-coloured Passacaglia quilt made from Liberty lawn.
 Design Source: La Passacaglia by Willyne Hammerstein

287. Leonie Lever Keiraville, NSW
 "Foxley Village" 179 x 217 cm
Entrant's Top Quilted by Another - Professional

"Foxley Village" was the 2017 Block of the Month in Homespun Magazine. I hand appliquéd, hand embroidered and machine pieced the quilt top.
 Design Source: Foxley Village by Natalie Bird
Machine quilted by Jenny Hancock, Angel Cake Quilting

288. Linda Price Ashtonfield, NSW
 "Levens Hall" 177 x 210 cm

Pieced Quilt, predominantly hand quilted - Amateur
 Started in a Brigitte GIBLIN workshop in 2009.
 Predominantly hand pieced and hand quilted.
 Design Source: Feathering the Nest by Brigitte GIBLIN

289. Rebecca Hastings West Ryde, NSW
 "On Lady M Time" 178 x 217 cm

Entrant's Quilt Top Large, Quilted by Another - Amateur

The 80 Orange Peel blocks in this quilt were hand pieced on Lady Musgrave Island, a coral cay in the Great Barrier Reef. The Island has no electricity, hence the perfect opportunity for some slow stitching.
Machine quilted by Adri Van Der Zee, Patch Passion Quilting

290. Kerry Barrett Rozelle, NSW
 "Madeleine's Flower Garden" 200 x 200 cm

Pieced Quilt, predominantly hand quilted - Amateur
 This is a traditional Grandmother's Garden design. It was made for my daughter and took 2 years to hand piece and a further 3 years to hand quilt. We chose the design and fabric together.

291. Miriam Stacy Freshwater, NSW
 "Old Gold and Red Bunting" 194 x 210 cm

Entrant's Quilt Top Large, Quilted by Another - Amateur

"Old Gold and Red Bunting" quilt features rows of light and dark triangles that remind me of bunting. I enjoyed using the old golden and yellowed green shades that contrast so beautifully with the wine and purple red tones.
 Design Source: Fruit Salad Quilt by Liza Prior Lucy
Machine quilted by Sue Rowles, Sue's Top Finish

292. Karen Robertson Windsor Downs, NSW
 "Lady of the Pond" 203 x 203 cm

Combined Pieced & Appliqué Quilt - Professional

The block in this quilt is called "Lady of the Lake" but because my blocks are smaller I decided on "Lady of the Pond". This is my first attempt with a floral appliquéd border.

293. Lisa Maree Davis Bathurst, NSW
 "Meeting Michele" 204 x 204 cm

Appliqué Quilt - Professional

Raw edge machine appliquéd, colours reminiscent of Baroque period, hand guided longarm quilting using silk and synthetic threads, double wadding cotton and wool/polyester. The additional sashing and scalloped border gives this quilt its own identity.
 Design Source: Arabesque by Michele Hill

294. Ann Murray Emu Plains, NSW
 "Geese in the Garden" 205 x 205 cm

Entrant's Top Quilted by Another - Professional

I was inspired by the Orange Peel block and decided to mix it up with the Flying Geese block. Kyeen McPherson worked her magic with custom quilting to enhance the modern look of these traditional blocks.
Machine quilted by Kyeen McPherson, Kyeen Marie Quilts

295. Janet Fenwick Singleton, NSW
 "Cascade" 207 x 207 cm

Combined Pieced & Appliqué Quilt - Amateur

Inspiration to create "Cascade" came from the skills, dedication and patience of the convict women on the 'Rajah' on their difficult voyage to Hobart, 1841. Over 2,700 pieces were hand appliquéd, pieced and quilted. The centre is my original design.
 Design Source: The Rajah Quilt c1841, National Gallery of Australia, Canberra

296. Narell Smit & June Ey Queanbeyan, NSW
 "Alpine Delight" 209 x 209 cm

Two Person Collaborative Quilt

I love skiing and fell in love with the pattern instantly. I enlarged it from 5 to 13 snowflakes. It was in two colours; I thought it needed lots more and needed to sparkle. Quilted by June Ey.
 Design Source: Let it Snow by Brenda Henning

297. Linda Butcher Wandella, NSW
 "By Night and By Day" 210 x 210 cm

Coverlet

Based on traditional Warli artwork (a tribe of Western India), this coverlet shows images of daily village activities and the celebration of life in the form of dance and music that occurs at the end of a hard day's work. Original design.

298. Margaret McDonald Bendigo, VIC
 "Ruby Waves" 210 x 210 cm

Entrant's Top Quilted by Another - Professional

A very traditional two coloured quilt that I have longed to make, just love the repeat graphics!
Machine quilted by Susan Campbell, Rowdy Flat Quilting

299. Pamela Rush Collaroy Plateau, NSW
 "Vintage Onyx" 209 x 209 cm

Entrant's Quilt Top Large, Quilted by Another - Amateur

"Vintage Onyx" was designed by Bloom Creek and is a Block of the Month from Picklemouse Corner. The centre medallion and 4 side blocks are fussy cut and constructed using English paper pieced honeycombs. Four pieced corner stars complete the design.
 Design Source: Vintage Onyx by Vicki Bellino
Machine quilted by Susie Anderson, Leura Quilting

300. Ann Langley Wentworth Falls, NSW
 "Farmer's Wife Sampler" 206 x 206 cm

Entrant's Top Quilted by Another - Professional

"The Farmer's Wife" book by Laurie Aaron Hird makes for very interesting reading. The 111 blocks from the book were supplemented by 2 others to make the setting for my modern version of this quilt.
 Design Source: The Farmer's Wife Sampler Quilt by Laurie Aaron Hird
Machine quilted by Leisel Cotterill, Leisel's Machine Quilting Service

301. Kerry Dear Newport, NSW
 "Levens Hall Variation" 204 x 204 cm

Pieced Quilt - Professional

This quilt was started in a Brigitte GIBLIN class back in 2012 using the paper piecing method. The colours were chosen to complement the final border fabric which I loved. I decided on a different border to the original and am happy with the result.
 Design Source: Levens Hall Quilt by Brigitte GIBLIN

302. Wendy Nutt Lemon Tree Passage, NSW
 "Sunshine Orange Pop" 204 x 204 cm

Combined Pieced & Appliqué Quilt - Professional

Every aspect of this quilt makes me happy. The shapes, definitely the colours and the fun of the challenge in bringing all these techniques together. The secondary challenge was using circles and this bright orange - way out of the box for me!

303. Ann Langley Wentworth Falls, NSW
 "Summertime Blues" 203 x 203 cm

Coverlet

This is an adaptation of a quilt made by Martha Jackson c1790-95. Lynne Alchin taught her version of it in a class and this is my version. After our very hot summer, a coverlet is ideal for my bed.
 Design Source: Adapted from North Country Quilt by Lynn Alchin

304. Kathy Doughty West Ryde, NSW
 "Lost at Sea" 200 x 200 cm

Entrant's Top Quilted by Another - Professional

"Lost at Sea" was made entirely from my stash as an exercise using print scale and The Mariner's Compass ruler. Although a very traditional block, the use of varied print styles lends a contemporary feeling...for some it may be a bit "busy"!
Machine quilted by Sue Rowles, Sue's Top Finish

305. Therese Wildschut Newcastle, NSW
 "Dresden Heaven" 200 x 200 cm

Entrant's Quilt Top Large, Quilted by Another - Amateur

My inspiration was from Susan Marsh's pattern but adapted to Liberty fabrics and linen.
 Design Source: Dresden Heaven by Susan Marsh
Machine quilted by Trudy Johns, Pot Pourri Cottage

306. Katynka Powming Forestville, NSW
 "Square Flowers" 140 x 190 cm

Combined Pieced & Appliqué Quilt - Professional

Hand pieced, hand appliquéd and machine quilted. I was inspired to make this for my daughter Amalie who is anything but conventional - of course you can have square flowers!

307. Vicki Allen Harrington Park, NSW
 "Amelia" 212 x 212 cm

Combined Pieced & Appliqué Quilt - Professional

The fabric range is called "Amelia" and was the inspiration for my quilt design and name. I drafted my own patterns and used foundation, hand appliquéd and machine piecing to construct the quilt. I quilted it on a short arm machine.

308. Dianne Johnston Cooloolabin, QLD
 "Braided Flowers" 214 x 200 cm

Entrant's Top Quilted by Another - Professional

The quilt combines the straight lines of Braided piecing with the curves of floral hand appliquéd.
Machine quilted by Cathy Davies, The Quilt Studio Gold Coast

309. Barn Quilters Mosman Collaroy Plateau, NSW
 "Gelato Stars" 214 x 214 cm

Group/Collaborative Quilt

"Gelato Stars" is a collaborative quilt made by members of the Barn Quilters Mosman. The bright colours give the quilt a modern twist to a variation of a traditional block called Springfield Patch. Quilted by Tina Stephan of Quilting by the Beach.

310. Jillian Chilton Roseville, NSW
 "Fiona" 222 x 222 cm

Pieced Quilt, predominantly machine quilted - Amateur

I am intrigued by the way the circles come and go in the Winding Ways block, making the eyes travel on and on.

311. Wendy Williams Drummoyne, NSW
 "Twilight" 215 x 215 cm

Combined Pieced & Appliqué Quilt - Professional

This quilt is an exercise in blending and contrasting with saturated colour. It takes us into twilight...where colour can be intense or disappear depending on the splintering of available light. Pieced, appliquéd and embroidered in my style.

312. Jennifer Davis Waitara, NSW
 "To Build a Home" 216 x 216 cm

Pieced Quilt, predominantly hand quilted - Amateur

"To Build a Home" is an example of creating something great (and cozy) from small things. So many of my favourite fabrics went into these loose, improv Log Cabin blocks; the end result is something I will love to pieces. Hand quilting adds joy.

Photography Policy: Please respect our members' copyright.

Visitors to the exhibition are permitted to photograph the quilts for personal use and to post images online or in social media, **provided** the quiltmaker/s and designers (if applicable) are acknowledged. If you wish to photograph and publish for commercial purposes, please apply to the Membership desk for special permission.



313. Katrina Hadjimichael Harrington Park, NSW
"Hartfield" 220 x 220 cm

Entrant's Top Quilted by Another - Professional
"Hartfield" is the 8th quilt in my Jane Austen Quilt Collection. It is named after the residence of Emma Woodhouse in the novel called "Emma". This quilt was a joy to make as it is completely English paper pieced and hand appliquéd. Thanks Helen.
Machine quilted by Helen Hayes, Noah's Quilting

314. Paddy Hannigan Kirribilli, NSW
"Bombay Blooms" 217 x 217 cm

Entrant's Quilt Top Large, Quilted by Another - Amateur
This quilt was made from a Margaret Sampson-George pattern, "Bombay Blooms". The quilt was made for my niece to mark her graduation.
Design Source: Bombay Blooms by Margaret Sampson-George
Machine quilted by Katynka Powning, Handquilting Service

316. Sue Rowles Newtown, NSW
"Millefiore" 209 x 210 cm

Pieced Quilt - Professional
My first totally hand pieced quilt using English paper piecing. There was a steep learning curve involved with selecting suitable fabrics for fussy cutting. Thanks to Katja Marek, author of "The New Hexagon", for designing a lovely quilt.
Design Source: Millefiore Quilt by Katja Marek

317. Sandra Kelly Sandy Beach, NSW
"Spinning Colourscape" 215 x 215 cm

Pieced Quilt - Professional
One of my favourite quilts made with Squedge 22.5" ruler. I love how the finished colours look and I made the quilt on point. The quilt reminded me of a kaleidoscope - hence the name. I will use this ruler for many projects. Quilted with an overall pattern.

318. Karen Matthews Cherrybrook, NSW
"Phebe" 213 x 213 cm

Entrant's Quilt Top Large, Quilted by Another - Amateur
I hand appliquéd the centre and surrounding border. I foundation pieced the Dogtooth borders and machine pieced the 80 Ohio Star blocks and the 56 Variable Star blocks. I was pleased to use the fabrics from my collection of reproduction fabrics.
Design Source: Phebe by Di Ford
Machine quilted by Sue Olma, So She Quilts

319. Lorraine Lloyd Blackheath, NSW
"A Different Morris" 210 x 197 cm

Appliquéd Quilt - Amateur
Completely hand made, with William Morris fabric. Although this is not a traditional William Morris design, I think the colours and design work well together, and I have thoroughly enjoyed this journey.
Design Source: The Unknown Quilt by Max and Louise

320. Vicki Allen Harrington Park, NSW
"Felicia" 211 x 211 cm

Combined Pieced & Appliquéd Quilt - Professional
The centre is a version of a New York Beauty. I drafted my own patterns and used foundation and English paper piecing and machine piecing to construct the quilt. I used simple quilting lines to enhance the design using a short arm machine.

321. Caroline Bay Quilters Inc. Narara, NSW
"A Caroline Bay Beauty" 141 x 186 cm

Group/Collaborative Quilt
Using bright modern colours, members were invited to submit their take on a traditional New York Beauty block for inclusion in this quilt. It was then laid out for best effect, assembled and quilted by a small group of members.

322. Wendy Welsh Wellington, New Zealand
"La Passacaglia" 173 x 196 cm

Pieced Quilt, predominantly hand quilted - Amateur
I love the intricate details in the "La Passacaglia" design. I incorporated all my favourite Kaffe Fassett prints in my quilt, and enjoyed English paper piecing it over a full year. I then hand quilted it with a variety of colours.
Design Source: La Passacaglia by Willyne Hammerstein

323. Helena Fooij Seaforth, NSW
"Star Storm Quilt" 220 x 220 cm

Pieced Quilt, predominantly machine quilted - Amateur
Another sample for the shop Material Obsession, to show Victoria's pattern with the use of other fabrics.
Design Source: Star Storm by Victoria Findlay Wolfe

324. Robyn Molyneaux Eastwood, NSW
"Field of Flowers" 222 x 222 cm

Appliquéd Quilt - Amateur
My daughter asked for a red and green floral quilt for her 21st birthday. I used Di Ford's "19th Century Basket" pattern but we made many changes to the original. It has taken six years to make this quilt and my daughter has just turned 24.
Design Source: 19th Century Basket Quilt pattern by Di Ford

325. Robin Allan Hunters Hill, NSW
"Alex's Star" 222 x 224 cm

Pieced Quilt, predominantly machine quilted - Amateur
This quilt top was made for my youngest son about 2 years ago. I wanted to try foundation piecing. It took a leap of faith to have a go at custom quilting. Finally finished after 3 years!
Design Source: Centre Quilt Block by Chris Jurd

326. Katrina Hadjimichael Harrington Park, NSW
"Lambton" 223 x 223 cm

Entrant's Top Quilted by Another - Professional
This is the 7th quilt in my Jane Austen Quilt Collection, named after a town in "Pride and Prejudice". Inspiration for the centre medallion came from stained glass rose windows in English cathedrals. Thank you Helen for the beautiful quilting.
Machine quilted by Helen Hayes, Noah's Quilting

327. Verity Hinwood Elanora Heights, NSW
"From Small Beginnings" 203 x 209 cm

Combined Pieced & Appliquéd Quilt - Professional
My inspiration was Margaret Sampson-George's "Small Beginnings" pattern and her idea to make use of unused embroidery projects. What a wonderful and enjoyable way to finally make use of all of those hours of stitching.
Design Source: Small Beginnings by Margaret Sampson-George. Mrs Sew and So embroidery pattern.

328. Narell Smit & Kay White Queanbeyan, NSW
"Not so Lunar Lines" 281 x 205 cm

Two Person Collaborative Quilt
I had been collecting linen blend fabrics for years and chanced upon this magazine and thought that this was the perfect project. It was too small and was very regimented so I rearranged the units and split some of the circles for more design impact.
Design Source: Lunar Lines by Michelle Wilkie

329. Marilynn Andrews Winmalee, NSW
"A Shared Journey" 155 x 226 cm

Combined Pieced & Appliquéd Quilt - Professional
A shared passion for textiles (and colouring in squiggles) led to this design for my daughter Amie's 21st birthday quilt. It's taken a while to finish, Amie will receive it for her 30th birthday this year. Hand pieced, appliquéd and quilted.

330. Susan Lindsay Ermington, NSW
"@70 !!!, I Cannot Possibly Be That Old" 152 x 211 cm

Group/Collaborative Quilt
The quilt was made for my 70th birthday by my friends in my quilt group. A friend who knows I like houses and bright colours chose the design. I added the 'grass' sashing plus other little bits, like the felt flowers.
Design Source: Two Up, Two Down by Kaffe Fassett

331. Anne Singleton Caringbah, NSW
"Grandmother's Flower Garden" 203 x 204 cm

Combined Pieced & Appliquéd Quilt - Professional
While unable to use machines in 2012, I started to foundation piece hexagons into flower shapes. At a later stage I hand appliquéd each flower onto plain fabric. Then I machine stitched blocks together adding sashing, posts and borders.

332. Denise Aubin Mosman, NSW
"Seven Nosey Sisters" 209 x 202 cm

Other Techniques - Amateur
"Seven Nosey Sisters" was inspired by an illustration on an Athenian restaurant placemat and to showcase these Greek 'beauties' I borrowed the central medallion of the Anna Bereton bed hanging.

333. Janette Dickson Whitebridge, NSW
"Frolic" 223 x 223 cm

Appliquéd Quilt - Amateur
This quilt grew from a series of "Take an Element" workshops with Margaret Sampson-George. I cherry-picked elements of her quilts that I liked and also picked her brain for design ideas. It was a fun frolic through my fabric stash.

334. Lynne Shields Ultimo, NSW
"Grand Illusion by the Beach" 222 x 222 cm

Entrant's Quilt Top Large, Quilted by Another - Amateur
This was my first Mystery Quilt. I based the colour choice on the floral fabric in the quilt. My then 2 year old grandson told me the yellow was like the sand and the dark green was the seaweed so the word 'beach' had to be in the title.
Design Source: Grand Illusion by Bonnie K Hunter
Machine quilted by Michelle Marvig

335. Lynne Shields Ultimo, NSW
"Pretty French Seams" 222 x 222 cm

Entrant's Quilt Top Large, Quilted by Another - Amateur
I had no idea what the quilt would look like but having never made myself a pretty quilt, this was the time. The multicoloured fabric was first choice followed by the rest. There are so many seams in this quilt!
Design Source: En Provence by Bonnie K Hunter
Machine quilted by Robin Allan

336. Kathy Doughty West Ryde, NSW
"Overgrown" 220 x 220 cm

Combined Pieced & Appliquéd Quilt - Professional
"Overgrown" is a celebration of contemporary designer fabrics using the enlarged basic structure of the traditional Court House Steps block. The appliquéd vines grow out and over the steps. The quilting lines flow naturally and are organic as in nature.

337. Ginevra Martin Ultimo, NSW
"#CUquilt" 172 x 194 cm

Modern
We see so many computer-generated images. Computers can analyse an image down to the last pixel, duplicate it, repeat it. Do we no longer value the visual interest created by slight imperfections, the signs that art is made by a person?

338. Jo Reynolds North Boambee Valley, NSW
"The Black Arrows" 168 x 245 cm

Entrant's Quilt Top Large, Quilted by Another - Amateur
I found the fabric for the centres of the blocks; that motivated me to find a block that would showcase them. Not being one for using the traditional block layout, I played around with offsetting them and came up with the lovely secondary pattern.
Machine quilted by Sandra Kelly, Art N Quilting Studio

339. Jan Cardie Camden, NSW
"Stars" 180 x 230 cm

Coverlet
Paper pieced stars. This quilt was inspired by a picture from about 1993. I decided to fussy cut the background, creating patterns within patterns. It is amazing how much fabric is required for fussy cutting.

340. Roz Miller Cabarita, NSW
"Kaffe Tessellations" 183 x 225 cm

Pieced Quilt, predominantly hand quilted - Amateur
I enjoy English paper piecing as it is more accurate and I finish my quilts. I like geometric designs and wanted to use Kaffe Fassett fabrics as I mainly use reproduction fabrics. It was a challenge to use so many colours together.
Design Source: Design by Brigitte Giblin

341. Susan Miller Kurra Point, NSW
"Empire Place" 183 x 229 cm

Entrant's Top Quilted by Another - Professional
"Empire Place" by designers Sassafras Lane Designs shows a love of the Art Deco era which can be seen in the geometric designs of famous buildings all over the world. Each block is influenced by a particular building, eg. The Chrysler Building in New York.
Design Source: Empire Place by Sassafras Lane Designs
Machine quilted by Birgit Hoffman, Black Sheep Quilting

342. Carolyn Jones Bayview, NSW
 "Orange Madness" 210 x 243 cm
Coverlet

I enjoy making scrap quilts and having purchased the orange and purple fabric, I was able to enjoy using my stash. It was fun!

343. Brigitte Giblin Lane Cove North, NSW
 "Josephine Baker meets Carmen Miranda" 194 x 230 cm
Coverlet

My whimsical interpretation of a traditional hexagon quilt, with fussy cut hexagon frames surrounding large appliqué and print panels. English paper pieced. Design Source: Quilting News of Yesteryear by Sue Reich

344. Clare Lewis & Margaret Hjorth Medowie, NSW
 "Margaret's Last Challenge" 199 x 229 cm
Two Person Collaborative Quilt

Margaret Hjorth designed and made this quilt as a trial run for a raffle quilt. She planned to enter it in the 2009 Quilt Show however passed away in 2008. Clare Lewis of Never Ending Quilting quilted and completed the quilt to fulfil Margaret's intentions.

345. Margaret Miller Parramatta, NSW
 "Hexie Flower Zig Zag" 205 x 225 cm
Entrant's Quilt Top Large, Quilted by Another - Amateur

When I bought bundles of American Jane Collection fabrics I was inspired to create a vintage look quilt with a modern twist. I love the effect of hexagon flowers and enjoyed the English paper piecing and hand appliqué to make them.
Machine quilted by Kay Murray, Kay and Quilting

346. Robyn Dall Bunbury, WA
 "Phantasy of the Forest" 190 x 240 cm
Pictorial Quilt

The idea for this quilt came after viewing a quilt made by Bernice Eneyart in the 70's. Together with my sister who drew my ideas, "Phantasy of the Forest" was born.

347. Susan Robbins Little Bay, NSW
 "Merriemfield" 190 x 238 cm
Group/Collaborative Quilt

As a quilt is made of layers, construction can span generations. The candlewicking was embroidered by the late Edna Brown and daughter Susan Robbins designed and pieced the top. The quilting is by Sue Rowles of Sue's Top Finish.

348. Zita Carey Tullamore, NSW
 "Bargello" 204 x 220 cm
Pieced Quilt, predominantly machine quilted - Amateur

The design represented a huge challenge, but I imagined it quite differently to the largely single colour themed pattern, using natural, contrasting colours to enhance the three-dimensional effect and evoke the idea of a huge Jacaranda bloom.
 Design Source: Quilt Pattern by Judith Steele



349. Lorna Denham Cardiff Heights, NSW
 "Quilt of Diamonds and Hexagons" 200 x 227 cm
Display Only

I began cutting templates and fabric in 2001 and finished hand piecing in 2003. Papers removed and quilted in 2004. It was a wonderful quilt to make. Very exciting to join in with Quilt Study Group making the reproduction 'Frederica' quilt 2011-12.
 Design Source: Frederica Josephson Quilt circa 1850
Machine quilted by Steve Chapman

350. Anne Blythman Thirroul, NSW
 "My Patchwork of the Crosses" 196 x 225 cm
Pieced Quilt, predominantly hand quilted - Amateur

After visiting Lucy Boston's home in Hemingford Grey (UK), I was determined to make her black and white quilt! Something happened on the way home and this is the result. A great challenge finding fabric and working out designs.
 Design Source: Lucy Boston: Patchwork of the Crosses by Linda Franz

351. Fiona McDonald Thirroul, NSW
 "Yesteryear" 201 x 234 cm
Entrant's Quilt Top Large, Quilted by Another - Amateur

This quilt began in a workshop with Jennifer Corkish. I loved her appliqué technique and her amazing use of colour. With my quilt I wanted to create a vintage look. The blocks are hand appliqué.
 Design Source: Quilt Design by Jennifer Corkish
Machine quilted by Katy Law, Nutmeg Quilting

352. Cheryl Houston Auckland, New Zealand
 "Blue Illusion" 181 x 214 cm
Entrant's Top Quilted by Another - Professional

"Blue Illusion" came about by playing with isosceles triangles on a design wall. I noticed that the more rectangular I made the quilt, the more it created the illusion of a net being pulled out at each corner.
Machine quilted by Rebecca Owen, Quilted

353. Wollongong Modern Quilt Guild Windang, NSW
 "Illawarra Improv" 183 x 224 cm
Group/Collaborative Quilt

A stylised representation of the Illawarra made for a MQG Challenge which required a prescribed palette and the notion of scale. We invited members to try their hand at free form piecing in sections. The quilting reflects rainforest and coal seams.

354. Stephanie Knudsen Warriewood, NSW
 "Dresden Flowers" 180 x 228 cm
Coverlet

This quilt features a variety of designs for the Dresden Plate block. The pieced background and many floral fabrics made each block different and a joy to create.

355. Kyeen McPherson Cambridge Park, NSW
 "Fantasy" 167 x 224 cm
Appliqué Quilt - Professional

It is my dream to fly in a hot air balloon. I love the fun vibe of this quilt. My idea for the quilting was to create wind around the hot air balloons in the top half of the quilt and create mountains in the bottom half for the balloons to fly over.
 Design Source: Pure Imagination by Sew Quirky

356. Pamela Brockwell Sanctuary Point, NSW
 "Star Link" 222 x 225 cm
Combined Pieced & Appliqué Quilt - Professional

Foundation paper piecing and using my stash for the stars and dots and trying to show the colours changing green, yellow green to yellow and so on around the edges of the quilt. That and the circular quilting is my link in "Star Link".

357. Glenda Wise Balgownie, NSW
 "All Blue Curved Log Cabin" 226 x 226 cm
Pieced Quilt, predominantly machine quilted - Amateur

I find the Curved Log Cabin design very pleasing to the eye, especially in my favourite blues. I also enjoy quilting feathers so have maxed out here.

358. Sarah Fielke Chatswood, NSW
 "Happy Days" 225 x 225 cm
Entrant's Top Quilted by Another - Professional

This quilt was made for my 2016 Block of the Month program. I had such a great time making it, and running the program too. It's a happy quilt, with happy memories.
Machine quilted by Jayne Rennie, Quilting Finesse

359. Glenda Boundy Whitebridge, NSW
 "Quilted Diamond - Love and Friendship" 213 x 226 cm
Entrant's Quilt Top Large, Quilted by Another - Amateur

This quilt was inspired by Jane Austen's medallion quilt. It uses the square "Dear Jane" blocks, turning them into diamonds. Purchased the book in Pennsylvania, made all the diamonds but was apprehensive to continue. Now have finally finished.
 Design Source: Quilted Diamonds by Linda Franz
Machine quilted by Kay White, Kay's Quilts

360. Deborah Laurie Forster, NSW
 "Humanity" 218 x 238 cm
Pieced Quilt, predominantly machine quilted - Amateur

Made from cotton shirts collected from various Op Shops. The original pattern is "Bargello in Plaid" by Bonnie K Hunter from "Scraps & Shirtsails: Reuse, Repurpose, Recycle! the Art of Quilting Green".
 Design Source: Bargello in Plaid by Bonnie K Hunter

361. Maralyn Iwanczuk Concord West, NSW
 "Matthew" 220 x 240 cm
Pieced Quilt, predominantly machine quilted - Amateur

This quilt started as a prize (pack of fabric squares) won at a quilt meeting many years ago. Cut into rectangles with no wastage. It became a UFO for many years and last year my son decided it would be well suited in colours for his new apartment.

362. Fiona Bertinshaw Frenchs Forest, NSW
 "Windblown" 224 x 230 cm
Combined Pieced & Appliqué Quilt - Amateur

Chuck Nohara's intricate blocks have been interpreted into a modern setting with the use of contemporary textured Japanese fabrics and an original layout to suit the blocks. The blocks were created using paper and foundation piecing and appliqué.
 Design Source: 2001 Nouveaux Blocs de Patchwork by Chuck Nohara

363. Robyn Hinds West Pymble, NSW
 "Jenny's Quilt" 225 x 225 cm
Group/Collaborative Quilt

My mum, Jenny Nott, was working on this quilt when she passed away quite suddenly 4 years ago. I lovingly completed piecing and assembling the quilt as part of the grieving process for my darling mum. Beautifully custom quilted by Christy Wang.
 Design Source: Museum Medallion by Judy Newman
Machine quilted by Christy Wang, Quilting Treasures

364. Diane Nilon Burwood, NSW
 "Windmills" 228 x 228 cm
Entrant's Quilt Top Large, Quilted by Another - Amateur

This was a fun quilt to make, especially as I could use all my spools.
 Design Source: Quilt Design by Chris Jurd
Machine quilted by Sue Rowles, Sue's Top Finish

365. Megan Manwaring Wollstonecraft, NSW
 "Appliqué Sampler with a Twist" 229 x 229 cm
Combined Pieced & Appliqué Quilt - Professional

My first Tuesday appliqué class requested an appliqué sampler with some blocks from my other quilts, string piecing, different techniques and perhaps an asymmetrical setting. "Appliqué Sampler with a Twist" is the result. A rewarding design process.

366. Grisilda Tennekoon Acacia Gardens, NSW
 "Harvest Fan Fare" 240 x 240 cm
Appliqué Quilt - Amateur

Designed by me, inspired by my watercolour paintings. This design symbolises the beauty of harvest. I have designed the centre with a strawberry field, and the corners with grapevine circles surrounded with pumpkins, melons and mushrooms.

367. Janet Treen Helensburgh, NSW
 "Amelia's Family Album" 230 x 230 cm
Appliqué Quilt - Professional

This quilt was made for my daughter and is in the style of a Baltimore Album quilt. Block designs are from books by Ely Sienkiewicz apart from three of them and the border which I drew myself.
 Design Source: Block patterns by Ely Sienkiewicz

368. Jennifer Sperring Port Macquarie, NSW
 "Paradise In Bloom" 234 x 234 cm
Entrant's Top Quilted by Another - Professional

Completed 1:1 instruction with Judy to complete my Certification as an Instructor for Quiltworx.com in Australia. Foundation paper pieced incorporating: curved piecing, floating points and appliqué. The lily pad in the centre draws the eye.
 Design Source: Designed by Judy Neimeyer
Machine quilted by Kerrie Desmond, Florabella Quilting

369. Colleen Harradine Collombatti Rail, NSW
 "Dorrigo Blues" 230 x 230 cm
Group/Collaborative Quilt

The first collaborative quilt made by sisters, Margaret and Colleen Harradine. We live a long way apart, but the process has been lots of fun. Quilted by Belinda Betts of Eucalypt Ridge quilting. Hoping to do it again!
 Design Source: Hamilton Place by Karen Styles

370. Leanne Harvey Mount Vincent, NSW
"Elektra" 230 x 230 cm
Modern

I made all 100 blocks of this quilt in 100 days during a quilt-a-long with my friend Angie. All the blocks are made from my stash (it didn't make a dent). I custom quilted "Elektra" on my longarm quilting machine in a modern design to suit the blocks.

Design Source: City Sampler- 100 Modern Quilt Blocks by Tula Pink

371. Jane Frankham Mt Olive, NSW
"City Sampler" 230 x 230 cm
Pieced Quilt - Professional

My version of Tula Pink's "City Sampler" quilt as part of the #100blocks100days Instagram sew along!

Design Source: City Sampler- 100 Modern Quilt Blocks by Tula Pink

372. Maree Gebhardt St Ives, NSW
"Japanese Lollypops" 231 x 231 cm
Appliqué Quilt - Professional

Now is the time to try to reduce my fabric stash! I decided to combine Kim McLean "Lollypop Tree" patterns with my Japanese fabrics to create a different look.

Design Source: Quilt Blocks: Lollypop Tree by Kim McLean

373. Jennifer Sperring Port Macquarie, NSW
"Vintage Rose" 234 x 234 cm
Entrant's Top Quilted by Another - Professional

"Vintage Rose" brings together a wide range of Judy's techniques for foundation paper piecing including cutting, stacking, chain piecing, curved paper piecing and long S-curves. As a Certified Instructor for Quiltworx.com, I loved making this quilt!

Design Source: Designed by Judy Neimeyer
Machine quilted by Maree Cini, Miss Quilts

374. Roslyn Lambert Tarrawanna, NSW
"Friendship Quilt for my 70th Birthday" 237 x 240 cm
Group/Collaborative Quilt

Four years ago, for my 70th Birthday I asked family and friends to either make a block and sign it or give me a blue fat quarter (with signed strip) for me to make. Did ask for fabric they might have on hand (and received one old shirt).

Machine quilted by Irene Andrews, Irene Andrews Quilting

375. Sarah Fielke Chatswood, NSW
"Sweet Home" 240 x 240 cm
Appliqué Quilt - Professional

This quilt is based on an antique quilt in the Museum of Folk Art in New York. The original quilt was made in 1857 by Abigail Hill. This design is my own interpretation of the original.

Design Source: Whig Rose Quilt by Abigail Hill c1857 Museum of Folk Art NY

376. Di Tramontana Hazelbrook, NSW
"Robyn's Quilt" 250 x 220 cm
Combined Pieced & Appliqué Quilt - Professional

Original appliqué design taken from my own photographs of roses, including a climbing rose, from my garden and placed on a traditional Classic Double Wedding ring layout using Marti Michell templates for machine piecing.

377. Catherine Butterworth Roseville, NSW
"From the Inside Out" 243 x 243 cm
Pieced Quilt - Professional

I fell in love with the result of fussy cutting the centre cream motif. From there I simply worked my way from the Feathered Star outward. At every stage it was the beautiful fabric prints that dictated the final design.

378. Campbelltown Patchwork & Quilters Guild Campbelltown North, NSW
"Twists of Colour" 245 x 245 cm
Group/Collaborative Quilt

A Guild-wide project, this colourful quilt has been put together for our 2017 biennial exhibition, 'Reconstruct - Deconstruct', held in November. This quilt will be raffled to raise money for our guild to put back into efforts for our community.

Design Source: Based on quilt design Rainbow Swirls by Jean Ann Wright

379. Chris Timmins Grafton, NSW
"Drunkard Jungle Path" 244 x 244 cm
Entrant's Top Quilted by Another - Professional

Traditional Drunkards Path block using black, yellow and white fabrics to create the design.

Machine quilted by Anne MacGee, Country Quilting

380. Jean Martin Blue Haven, NSW
"Pemberley" 215 x 234 cm
Entrant's Quilt Top Large, Quilted by Another - Amateur

Making "Pemberley" was a great challenge for me: first learning to put colours together, then learning two techniques Appliqué and Paper Piecing - both were very new to me. I received a lot of support from Katrina, Jackie and Rachael from Blueberries.

Design Source: Pemberley by Katrina Hadjimichael
Machine quilted by Louise Baker, Quilted Threads

381. Lois Cook Ermington, NSW
"Blue Baskets" 206 x 237 cm
Pieced Quilt, predominantly hand quilted - Amateur

Traditional 'Postage Stamp Basket' blocks in blue and white fabrics from my stash. Hand pieced and hand quilted.

382. Judy Hogg Miranda, NSW
"Love Entwined" 245 x 245 cm
Appliqué Quilt - Amateur

"Love Entwined" was a Block of the Month by Esther Aliu. The emailed patterns were reproduced from a black and white photo of a 1790 Marriage Coverlet. I digitised the machine embroidered elements - a 3 year project.

Design Source: Love Entwined by Esther Aliu

383. Paddy Hannigan Kirribilli, NSW
"Not the Levens Hall" 191 x 219 cm
Entrant's Quilt Top Large, Quilted by Another - Amateur

Pattern by Margaret Sampson-George
Design Source: Anna Brereton Quilt Pattern by Margaret Sampson-George
Machine quilted by Susan Campbell, Rowdy Flat Quilting

385. Kerry Dear Newport, NSW
"Travelling Hexies" 247 x 225 cm
Coverlet

Hexagons forming a diamond pattern with consistent red centres followed by two rounds of hexagons and a consistent beige/brown spot hexagon sashing.

386. Jessica Wheelahan East Lindfield, NSW
"Bite the Hand" 225 x 240 cm
Modern

A protest banner quilt, improv pieced with a message in support of the thousands of greyhounds who are discarded as 'wastage' by the racing industry each year. There is a hound for everyone. Adopt, don't shop! Ask me how! @birdie_beetle

387. Carol Honeyman Salamander Bay, NSW
"Hexed Out" 220 x 290 cm
Pieced Quilt - Professional

Breast Cancer Diagnosis June 2011 - Brainsnap! - Just do hexagons. They're mindless! - No quilt plan - Design as I go - Square off! (a challenge) - Grew like 'Topsy' - Reverse sew top and bottom borders - 7,411 hexagons later - June 2017 - HEXED OUT.

388. Barbara Koller Chester Hill, NSW
"Phoebe Star" 211 x 254 cm
Pieced Quilt, predominantly hand quilted - Amateur

For the joy of making scrap quilts. Texas Star block constructed using the English method, hand pieced, hand quilted. Mostly 1930's fabrics, some feed sack plus a few odd ones. Idea as seen in "Scrap Quilts" by Judy Martin.

Design Source: Scrap Quilts by Judy Martin

389. Debbie Hicks Morisset Park, NSW
"Debbie's Joy" 202 x 248 cm
Entrant's Quilt Top Large, Quilted by Another - Amateur

My star, in a star, in a star quilt has progressively sparked more and more in time, as beautiful fabric pieces from Double Chocolate by 3 Sisters for Moda were added. Machine piecing is an absolutely joyous part of my life. Please enjoy "Debbie's Joy".

Design Source: Schnibbles Times Two - Carrie Nelson with layout and design worked in classes with Janelle Wind.

Machine quilted by Adri Van Der Zee, Patch Passion Quilting

390. Kerry Ritson Clareville, NSW
"Social Butterfly" 155 x 245 cm
Appliqué Quilt - Amateur

The butterflies are made from kimono remnants with hand embroidered antennae. The fabric for the sashing, backing and binding was an unloved special at Cottage Quiltworks back when it was in Bilgola Plateau.

391. Shirley Merrie Caringbah, NSW
"21st Birthday Quilt" 170 x 210 cm
Display Only

I took my friend Brenda to buy the material for this quilt. She died soon after. Finishing the quilt and giving it to one of my granddaughters will keep her with us always.
Machine quilted by Anne Singleton, ALS Quilting Service

392. Anne Blythman Thirroul, NSW
"Bloomin' Baskets" 175 x 215 cm
Combined Pieced & Appliqué Quilt - Amateur

My dear friend Lolli Forlano put down the challenge to each make these baskets of flowers quilt. Like all quilters, we can't deny a challenge, so here is the result. It was lovely to make and use drawers full of scraps!
Design Source: Buds in a Basket Quilt by Sachiko Yasuda

393. Alan R Tremain Wyoming, NSW
"Dress Code" 152 x 255 cm
Art Quilt

"Fashion is a form of ugliness so absolutely unbearable that we have to alter it every six months" - OSCAR WILDE. "Dress Code" is both a succinct and thought-provoking look at how the culture of dress dominates everyday life.

394. Marjory Yip South Strathfield, NSW
"Crazy Ladies Family Album" 200 x 250 cm
Pieced Quilt, predominantly machine quilted - Amateur

"Crazy Ladies Family Album" started with Loralie Design fabric panels. "Freddy & Gwen Collaborate" books were the jumping off points, using the parts department ideas and orphan blocks which appeared in my sewing room. Loved making this quilt.

395. Katynka Powning Forestville, NSW
"Vintage Honeycomb" 207 x 255 cm
Pieced Quilt - Professional

Hand pieced and hand quilted. A labour of love but I love hexies!

396. Jennifer Charles Terrigal, NSW
"Diamonds in the Garden" 220 x 290 cm
Coverlet

My love of 1930's fabric and hexagons brought me to make this quilt which was started in 2012. The Guild introducing the Coverlet Category has inspired me to finish this quilt. I have tried to use many different 1930's fabrics.

397. Janelle Noack Dinnaseer, NSW
"Lucy Boston" 225 x 255 cm
Entrant's Top Quilted by Another - Professional

Hand pieced, English paper pieced version of "Lucy Boston: Patchwork of the Crosses", incorporating fussy cutting. Machine quilted.

Design Source: Lucy Boston: Patchwork of the Crosses by Linda Franz

Machine quilted by Sarah Lennon, Temora Quilter

398. Lyn Crump Withcott, QLD
"Limeberry Tart" 270 x 285 cm
Pieced Quilt - Professional

Two years out from an '0' birthday I decided to make myself a quilt. Lime from my past, berry from the present with a drizzle of chocolate. 14,301 half inch hexagons, took almost three hours every day for 25 months to complete.



399. Lisa Peterson Coffs Harbour, NSW
 "Butterfly" 268 x 230 cm

Entrant's Top Quilted by Another - Professional
 Mostly Tula Pink fabrics used to create a variety of different blocks with a white background. Constructed to form the shape of a butterfly. Custom quilted by Sandra Kelly.

Design Source: Butterflies by Tula Pink
Machine quilted by Sandra Kelly, Art N Quilting Studio

400. Linda Price Ashtonfield, NSW
 "The 5 Star French General's Mistress" 254 x 254 cm

Entrant's Quilt Top Large, Quilted by Another - Amateur
 This quilt was made in a Lynne Alchin workshop. I have added five hexagon stars to the pattern. All pieced by hand and professionally quilted.

Design Source: Quilt Design by Lynne Alchin
Machine quilted by Shirley McLennan, Shirley McLennan

401. Martha Birch Clovelly, NSW
 "Japanese Stars in Your Eyes" 240 x 270 cm

Pieced Quilt, predominantly hand quilted - Amateur
 All recycled materials, salvaged from Kimono and Haori. It is predominately made of silk but also contains wool, rayon and cotton fabrics. I chose the red quilting stitch so that the reverse side would show the pattern and be of interest as well.

Design Source: Stars in Your Eyes by Sarah Fielke

403. Jenny Hancock Kanahooka, NSW
 "Brinton Hall 2015" 254 x 254 cm

Combined Pieced & Appliqué Quilt - Professional
 Re-interpretation of a quilt by Anna Brereton c1805. Incorporating ideas from quilts by Leigh Latimore and Margaret Sampson-George published in Quiltmania Magazine. Using a collection of my favourite fabrics collected over many years.
 Design Source: A quilt by Anna Brereton c1805, incorporating ideas from quilts by Leigh Latimore and Margaret Sampson-George.

404. Kim Siviour Eastwood, NSW
 "Birden" 262 x 262 cm

Appliqué Quilt - Professional
 This quilt encompasses all that I "love" - fussy cut hexagons, a myriad of wacky birds, appliqué and colour play. My ideas evolved in a design class with Sue Cody.

405. Dianne Gibson Wollongong, NSW
 "Charlottes Wedding Sampler" 290 x 290 cm

Entrant's Top Quilted by Another - Professional
 My interpretation incorporates many later quiltmaking techniques such as foundation piecing, machine pieced bias squares and fast Flying Geese, as well as the traditional techniques of hand piecing and needleturn appliqué.

Design Source: Album Quilt by Charlotte Gillingham circa 1842 Philadelphia Museum of Art
Machine quilted by David Hansor, Heartfelt Computer Quilting

406. Brigitte Giblin Lane Cove North, NSW
 "Mary Tolman Quilt" 147 x 196 cm

Coverlet
 Inspired by the English 1850's "Mary Tolman Hexagon Quilt", made for her brother James living in Australia. My English paper pieced version uses bright, contemporary fabrics. Stripes, motifs and geometric prints have been fussy cut to add visual impact.
 Design Source: Mary Tolman Hexagon Quilt circa 1850

407. Rachael Daisy Springwood, NSW
 "Zap Zing Zowie" 150 x 205 cm

Other Techniques - Professional
 "Zap Zing Zowie" is a work that celebrates colour, geometry and movement using folded fabric techniques. As I played with ideas, different forms emerged and led me down three paths. In the end they came back together to tell one story.

408. Helen Godden Latham, ACT
 "VIVID" 140 x 200 cm

Pictorial Quilt
 Capturing the colour and carnival atmosphere of Sydney's Festival of Lights. Hand painted original composition, painted with Lumiere acrylic paint and glow paint on black calico. Free motion quilting on Sweet Sixteen machine.

409. Judy Hooworth Morisset, NSW
 "Rainy Day Dora Creek #13" 168 x 123 cm

Art Quilt
 Discharged cottons by the artist; machine stitched and quilted.

410. Lucy Carroll Redlynch, QLD
 "Melaleuca" 220 x 85 cm

Art Quilt
 Melaleuca is a study of the grand old paperbark trees that grow here in Cairns, FNQ. I often explore large trees within community spaces, as examples of the natural world that pervade our modern existence (despite the best efforts of developers).

Adamson, Julie 34
 Allan, Robin 156, 325
 Allen, Vicki 307, 320
 Anderson, Jenny 40
 Anderson, Susie & Laird, Suzanne 259
 Andrews, Amie 130
 Andrews, Anne 179, 185
 Andrews, Irene 232
 Andrews, Marilyn 329
 Appleyard, Veronica 230, 282
 Arita, Keiko 24
 Armstrong, Marcelle 227, 228
 Aubin, Denise 332
 Babidge, Catherine 21, 56
 Bacon, Jenny 52, 73
 Barn Quilters Mosman 309
 Barrett, Kerry 85, 290
 Barton, Jacky 172, 251
 Barton, Tonia 65, 219
 Beer, Sheila 164
 Bertinshaw, Fiona 362
 Betts, Belinda & Marvig, Michelle 118
 Birch, Martha 401
 Bird, Lynne 163
 Blythman, Anne 350, 392
 Bonner, Liz 178, 226
 Boundy, Glenda 359
 Bowdler, Tricia 281
 Brockwell, Pamela 356
 Brown, Anita 186, 211
 Brown, Anna 70
 Browne, Janet 26
 Buchanan, Ruth 187
 Budd, Meredith 121, 128
 Butcher, Linda 107, 297
 Butler, Gary 223
 Butterworth, Catherine 191, 377
 Campbell, Eileen 171
 Campbell, Susan & McDonald, Margaret 1
 Campbelltown Patchwork & Quilters Guild 378
 Cardie, Jan 256, 339
 Carey, Zita 277, 348
 Caroline Bay Quilters Inc. 321
 Carroll, Lucy 3, 410
 Cashman, Rae 142, 252
 Charles, Jennifer 396
 Cheng, Selina 174, 402
 Chilton, Jillian 310
 Cody, Susanne 225, 278
 Colbran, Michelle 116
 Cook, Lois 381
 Crouch, Linda 12, 45
 Crump, Lyn 398
 Cummine, Lyndall 261
 Curtis, Pamela 31, 149
 Cuthbertson, Robyn 13, 113
 Da Mata, Carolina 106, 254
 Dall, Robyn 346
 Daly, Amanda 27, 49
 Davis, Carolyn 202, 210
 Davis, Jennifer 101, 312

Index of Exhibitors

Davis, Lisa Maree 293
 Day, Judy 71, 150
 de Vanny, Sue 44
 Dear, Kerry 301, 385
 Delandro, Jenny 114
 Denham, Connie 222
 Denham, Lorna 229, 349
 Dennis, Sue 41
 Dickson, Janette 333
 Donovan, Sandra 192
 Doughty, Kathy 304, 336
 Eves, Robyn 46, 51
 Ey, June & Smit, Narelle 296
 Fagan, Denise 165
 Fenwick, Janet 295
 Ferguson, Annette 265
 Fielke, Sarah 358, 375
 Firth, Dianne 88
 Fishburn, Vivienne 96
 Fooij, Helena 168, 323
 Frankham, Jane 158, 371
 Frazer, Jan 157
 Frost, Jess 162, 235
 Furniss, Pam 35
 Gebhardt, Maree 67, 372
 Gilybons, Trish 140
 Giblin, Brigitte 343, 406
 Gibson, Dianne 405
 Gibson, Jane 7, 66
 Godden, Helen 75, 408
 Gordon, Carolynne 29, 55
 Govey, Salley 36
 Gower, Barbara 81, 146
 Griffiths, Denise 84, 240
 Hadjimichael, Katrina 313, 326
 Haerland, Kay 20, 63
 Hall, Alvena 15, 93
 Hall, Linda 119
 Hancock, Jenny 403
 Hannah, Hayley 258
 Hannigan, Paddy 314
 Harding, Julie 91, 148
 Harradine, Colleen 369
 Harradine, Ruth 14
 Harris, Tyarn 18
 Harvey, Leanne 370
 Hastings, Rebecca 289
 Hebb, Charlotte 129
 Henderson, Neroli 68
 Herbert, Joy & Sandry, Maxine 207
 Hicks, Debbie 389
 Hinds, Robyn 363
 Hine, Bernardine 108
 Hinwood, Verity 327
 Hjorth, Margaret & Lewis, Clare 344
 Hockey, Ele 23, 48
 Hogg, Judy 382
 Honeyman, Carol 387
 Hooworth, Judy 409
 Horsford, Jennifer 276
 Hosie, Jessie 193, 209
 Hough, Kim 246
 Houston, Cheryl 267, 352
 Hunter, Beverly 189
 Inoue, Kiyo 32
 Iwanczuk, Maralyn 361
 Jacaranda City Quilters 132
 Jack Coupland, Cathy 2, 58
 Jackson, Kathleen 270
 James, Robert 154
 Jenkin, Vicki 159
 Jobbins, Di 216
 John, Karen 76
 Johns, Trudy 69, 139
 Johnson, Pat 250
 Johnston, Dianne 308
 Jones, Carolyn 342
 Jones, Katherine 131
 Jones, Ruth 126
 Jurd, Chris 112, 266
 Jurd, Leigh Davenport 161, 286
 Kanitkar, Pradnya 125
 Kearns, Dianne 201, 218
 Kelly, June 123
 Kelly, Sandra 317
 Kest, Shelley 5
 Kemmis, Emma 173
 Kennedy, Julie 204, 253
 Kirby, Jennifer 260
 Klompke, Isabella 53, 133
 Knight, Kate 274
 Knudsen, Stephanie 152, 354
 Koller, Barbara 388
 Krige, Bernice 28, 122
 Laird, Sandra 199
 Laird, Suzanne & Anderson, Susie 259
 Lambert, Roslyn 374
 Lambie, Nickel 169
 Langhorne, Rhonda 180
 Langley, Ann 300, 303
 Laurie, Deborah 360
 Laurie, Makayla 206
 Law, Michelle 255
 Lever, Leonie 287
 Lewis, Caesar 143
 Lewis, Clare 214
 Lewis, Clare & Hjorth, Margaret 344
 Lewis, Scarlett 166
 Lindsay, Susan 25, 330
 Line, Yvonne 95
 Lloyd, Lorraine 319
 Louie, Deborah 62, 239
 Lowder, Marilyn 39, 262
 Lyons, Sandra 13
 Maisano, Desley & Serong, Chris 221
 Malone, Karen 100
 Manwaring, Megan 365
 Martin, Genevra 337
 Martin, Jean 380
 Martyn, Vicki 272
 Marvig, Michelle & Betts, Belinda 118
 Mason, Beverly 220, 268
 Massie, Daphne 120

Thank you to our sponsors; their generosity and support are much appreciated. Please support them in return.

Quilts by Category

Matthews, Karen	283, 318	Rachaeldaisy	127, 407	Steele, Linda	47, 271
McCallum, Dianne	243	Radzevicius, Barbara	183, 263	Stuart, Louise	160
McDonald, Fiona	351	Ramsay, Jennifer	136, 182	Sullivan, Carolyn	54
McDonald, Margaret & Campbell, Susan	1	Reinhard, Susan	6, 234	SydModSquad	213
McDonald, Margaret	298	Rennie, Marissa	203	Syrett, Margy	212
McDonald, Jackie	269	Reynolds, Jo	338	Teager, Maureen	80, 273
McGrory, Susan	33	Ritson, Kerry	190, 390	Tennekoon, Grisilda	366
McPadden, Joy	94	Robbins, Susan	347	Terrens, Karen	208, 275
McPherson, Kyeen	355	Roberts, Jennifer	145, 280	Thomas, Kate	279
McRae, Annette	87	Roberts, Kristina	155	Thompson, Skye	249
Merriel, Shirley	391	Roberts, Marianne	109	Thomson, Judith	37, 37
Middleton, Heather	167	Robertson, Karen	9, 292	Thomcraft, Kathy	61, 205
Millar, Margaret	42, 345	Rodd, Debbie	102	Thrift, Lynette	98, 236
Miller, Roz	340	Rona, Judith	43, 153	Timmins, Carol	141
Miller, Susan	341	Rose, Elizabeth	92	Timmins, Chris	379
Molyneaux, Robyn	324	Rowles, Sue	316	Tramontana, Di	376
Moody, Diane	241	Rundle, Jane	64, 111	Treen, Janet	367
Morrison, Stephanie	105	Rush, Pamela	299	Tremain, Alan R	224, 393
Mosely, Catherine	238	Russell, Pam	22	Tyler, Mandie	257
Murray, Ann	184, 294	Sadleir, Gail	50, 188	Vermeulen, Wendy	176, 194
Nerlich, Patricia	4	Sandry, Maxine & Herbert, Joy	207	Wallbridge, Glenys	248
Nicholls-Thomson, Sharon	104, 242	Sargo, Denise	60, 83	Walton, Lisa	86
Nikoleski, Judi	8, 82	Sayer, Berniece	115	Waples, Glen	170, 196
Nikolovski, Lynda	90, 103	Schofield, Melissa	264	Welsh, Wendy	144, 322
Nilon, Diane	364	Scott, Felicity	10, 11	West, Laura-Mae	233
Noack, Janelle	397	Serong, Chris & Maisano, Desley	221	Westmacott, Pamela	110, 147
Noonan, Prunella	7	Shields, Lynne	334, 335	Wheelahlan, Jessica	285, 386
Nutt, Wendy	124, 302	Shipton, Robyn & Auntie Neelands	175	Whellum, Wendy	215
Parker, Lorraine	59	Showyin, Jennifer	137	White, Cinzia	138
Parkinson, Bryn	284	Singleton, Anne	97, 331	White, Julie	30, 177
Parkinson, Nancy	38, 74	Siviour, Kim	404	White, Kay & Smit, Narelle	328
Pattingale, Ruth	284	Smit, Narell & Ey, June	296	Widders, Grace	77, 134
Paul, Yvonne	244	Smit, Narell & White, Kay	328	Wildschut, Therese	305
Payne, Jan	200, 217	Smith, Brenda Gael	89	Willett, Heather	237
Peterson, Lisa	399	Smith, Emma	383	Williams, Yvonne	99
Pitman, Jeni	117	Smith, Joy	181	Williams, Wendy	311
Poole, Patricia	231	Sperring, Jennifer	368, 373	Wise, Glenda	78, 357
Porter, Catherine	151	Springwood Community Quilt Show	245	Wollongong Modern	353
Power, Susan	135, 198	Stacy, Miriam	291, 291	Quilt Guild	
Powning, Katynka	306, 395			Wood, Kathy	57
Price, Linda	288, 400			Woods, Julie	72
Psarras, Julie	16			Wright, Louisa	247
Raahauge, Elaine	19, 195			Yip, Marjory	394

- 1.1 **Pieced Quilt, predominantly hand quilted – Amateur:** 19, 105, 119, 120, 176, 183, 185, 189, 200, 202, 204, 212, 236, 249, 263, 264, 274, 284, 288, 290, 312, 322, 340, 350, 381, 388, 401
- 1.2 **Pieced Quilt, predominantly machine quilted – Amateur:** 23, 43, 101, 116, 126, 133, 141, 153, 161, 165, 167, 173, 178, 180, 205, 209, 211, 222, 226, 231, 255, 268, 272, 277, 286, 310, 323, 325, 348, 357, 360, 361, 394
- 2 **Appliqué Quilt – Amateur:** 38, 57, 74, 156, 160, 168, 181, 210, 223, 234, 243, 256, 281, 319, 324, 333, 366, 382, 390
- 3 **Combined Pieced & Appliqué Quilt – Amateur:** 32, 78, 85, 122, 125, 144, 155, 174, 179, 188, 203, 220, 233, 246, 247, 248, 253, 254, 260, 269, 279, 295, 362, 392
- 4 **Other Techniques – Amateur:** 24, 25, 26, 29, 40, 48, 60, 65, 102, 106, 164, 195, 216, 276, 332
- 5.1 **Entrant's Quilt Top Large, Quilted by Another – Amateur:** 261, 270, 280, 283, 285, 289, 291, 299, 305, 314, 318, 334, 335, 338, 345, 351, 359, 364, 380, 383, 389, 400
- 5.2 **Entrant's Quilt Top Small, Quilted by Another – Amateur:** 76, 110, 117, 135, 137, 140, 145, 147, 172, 177, 198, 201, 217, 218, 219, 229, 237, 238, 241, 244, 250, 251, 257
- 6 **Pieced Quilt – Professional:** 72, 92, 109, 128, 136, 146, 151, 158, 170, 187, 214, 232, 262, 301, 316, 317, 371, 377, 387, 395, 398
- 7 **Appliqué Quilt – Professional:** 34, 35, 39, 67, 69, 71, 80, 96, 97, 107, 115, 157, 171, 199, 225, 239, 293, 355, 367, 372, 375, 404
- 8 **Combined Pieced & Appliqué Quilt – Professional:** 73, 103, 112, 139, 196, 227, 228, 230, 273, 282, 292, 302, 306, 307, 311, 320, 327, 329, 331, 336, 356, 365, 376, 403
- 9 **Other Techniques – Professional:** 2, 15, 16, 27, 62, 82, 86, 99, 113, 123, 152, 208, 240, 271, 407
- 10 **Entrant's Quilt Top Quilted by Another – Professional:** 142, 182, 184, 252, 266, 267, 287, 294, 298, 300, 304, 308, 313, 326, 341, 352, 358, 368, 373, 379, 397, 399, 405
- 11 **Miniature:** 5, 6, 7, 8, 9, 10, 11, 12, 13
- 12 **Coverlet:** 28, 36, 98, 149, 150, 193, 215, 278, 297, 303, 339, 342, 343, 354, 385, 396, 406
- 13 **Art Quilt:** 4, 20, 21, 31, 41, 42, 46, 50, 51, 54, 55, 56, 64, 70, 75, 77, 81, 84, 88, 89, 90, 91, 93, 95, 104, 393, 409, 410
- 14 **Pictorial Quilt:** 3, 17, 22, 30, 33, 37, 44, 45, 47, 49, 53, 58, 59, 63, 66, 68, 83, 87, 94, 108, 138, 346, 408
- 15 **Modern:** 52, 61, 100, 111, 114, 121, 124, 127, 130, 131, 134, 148, 154, 159, 162, 186, 190, 191, 224, 235, 242, 337, 370, 386, 402
- 16 **Two Person Collaborative Quilt:** 1, 118, 175, 207, 221, 259, 275, 296, 328, 344
- 17 **Group/Collaborative Quilt:** 132, 163, 192, 213, 245, 265, 309, 321, 330, 347, 353, 363, 369, 374, 378
- 18 **Junior Member A (up to Year 6):** 129, 143, 166, 169
- 19 **Junior Member B (Year 7-12):** 14, 18, 79, 206, 258
- 0 **Display Only:** 194, 349, 391

Photography Policy: Please respect our members' copyright.

Visitors to the exhibition are permitted to photograph the quilts for personal use and to post images online or in social media, **provided** the quiltmaker/s and designers (if applicable) are acknowledged. If you wish to photograph and publish for commercial purposes, please apply to the Membership desk for special permission.

BERNINA
made to create

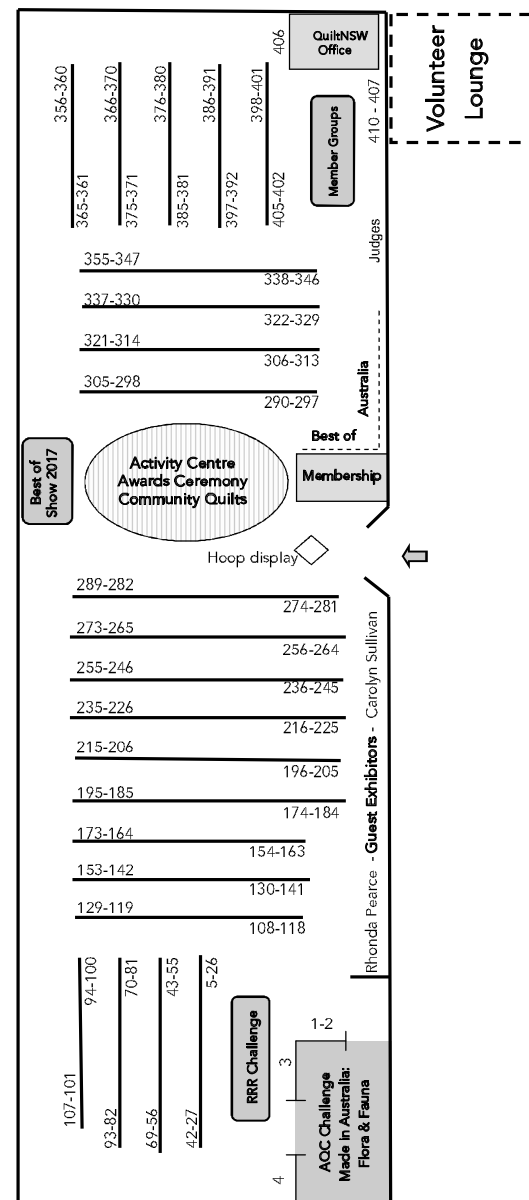
Expertise
events

Commercial Quilters

This list contains only those commercial quilters who are members of QuiltNSW and whose work features in the exhibition.

Susie Anderson	Leura Quilting	Leura	02 4784 1403
Irene Andrews	Irene Andrews Quilting	Wollongong	0402 848 353
Veronica Appleyard	Appleyard Cottage	Minto	02 9603 4671
Marcelle Armstrong	Marcelle's Patchwork Cottage	Parkes	0429 633 148
Louise Baker	Quilted Threads	Thornton	02 4933 9944
Belinda Betts	Eucalyptus Ridge Quilting	Orange	02 6365 8205
Jeannette Bruce	The Quilting Platypus	Bombala	02 6458 7120
Cathie Calvert	Lake Edge Quilting	Teralba	0417 236 980
Susan Campbell	Rowdy Flat Quilting	Yackandandah, VIC	0402 333 271
Leisel Cotterill	Leisel's Machine Quilting Service	Wentworth	02 4757 1577
Cathy Davies	The Quilt Studio Gold Coast	Bonogin, QLD	07 5530 6730
Kerrie Desmond	Florabella Quilting	Johns River	0448 282 517
Jan Foster	Red Shed Quilting	Gorokan	0418 658 243
Sharon French	Morning Star Quilting	Bay Village	02 4332 0133
Jenny Hancock	Angel Cake Quilting	Kanahooka	02 4261 4141
David Hansor	Heartfelt Computer Quilting	Moss Vale	0412 484 376
Helen Hayes	Noah's Quilting	Wantirna, VIC	03 9801 1772
Birgit Hoffman	Black Sheep Quilting	Narellan Vale	0412 077 421
Trudy Johns	Pot Pourri Cottage	The Junction	02 4969 7020
Sandra Kelly	Art N Quilting Studio	Sandy Beach	02 6656 0788
Katy Law	Nutmeg Quilting	Thirlmere	0407 830 610
Sarah Lennon	Temora Quilter	Temora	0427 303 336
Anne & Nick MacGee	Country Quilting	Bellingen	0416 079 207
Shirley McLennan	Shirley McLennan	Bolwarra Heights	02 4930 0347
Kyeen McPherson	Kyeen Marie Quilts	Penrith	0409 637 244
Kay Murray	Kay and Quilting	Eastwood	02 9874 2656
Sue Olma	So She Quilts	Marayong	0413 366 587
Rebecca Owen	Quilted	Auckland, NZ	+64 9483 4095
Jo-Ann Phillips	Quiltwise	North Turrumurra	02 9440 2033
Katynka Powning	Handquilting Service	Forestville	0434 140 223
Jayne Rennie	Quilting Finesse	Avalon	0413 756 844
Sue Rowles	Sue's Top Finish	Newtown	0413 338 763
Anne Singleton	ALS Quilting Service	Caringbah	02 9524 4303
Tina Stephan	Quilting by the Beach	North Narrabeen	0414 999 724
Adri Van Der Zel	Patch Passion Quilting	Cooanbong	0419 258 739
Christy Wang	Quilting Treasures	Pymble	0415 437 572
Kay White	Kay's Quilts	Coal Point	02 4959 4508
Lyndall Woods	Norwest Quilting Services	North Rocks	0421 855 866

Exhibition Layout: Sydney Quilt Show 2017



QUILTNSW MEMBER ACTIVITIES:

- Meet and mix with a community of like-minded people who have a passion for patchwork, quilting, colour and fabric
- Attend six general meetings per year featuring demonstrations, guest speakers, shopping and hand sewing time
- Pop Up sewing days at stores across Sydney and Sunday Sew-Ins across Sydney
- Explore NSW at the annual Country Meeting
- Sew all weekend at the Annual Retreat
- Make quilts for charity
- Volunteer across a wide range of roles and activities
- Pop in Mon - Fri 10am-3pm to our office Level 5, 276 Pitt Street, Sydney

QUILTNSW MEMBER BENEFITS:

- Quarterly printed newsletter, "The Template" and monthly e-newsletter
- Borrow from an extensive library of patchwork/quilting books and magazines
- Attend workshops with local and international tutors at a discounted rate
- Get discounts at various stores across NSW just for being a member
- Access to our Scholarship program
- Country Tutor program for member groups
- Affordable Group Insurance for member groups
- Teacher Accreditation Program and Judging Education Program
- Quilt Appraisal Service and Judging Service
- Share in a Member Only Facebook Group
- Learn at Friday Showcase – a quilter's journey
- Annual themed and judged quilt challenges
- Learn at the Quilt Study Group meetings
- Enter 1 or 2 of your quilts into the members' only exhibition at the Sydney Quilt Show

EXHIBITIONS:

- Annual Sydney Quilt Show - a members' only exhibition featuring hundreds of quilts. Enjoy the Best of Australia Quilts and special displays by guest exhibitors
- Other special exhibitions

MEMBERSHIP CATEGORIES : Individual, family, junior, group and international

SIGN UP ONLINE OR AT THE MEMBERSHIP DESK TODAY!



QuiltNSW

The Quilters' Guild of NSW Inc
www.qg.org.au
office@quiltsw.com.au www.quiltsw.org.au