



Exhibition Catalogue



QuiltNSW



Sydney Quilt Show 2016
A members' exhibition



QuiltNSW

Sydney Quilt Show: 22-26 June 2016

Table of Contents

President's Message	2
2017 & 2018 Sydney Quilt Show news	2
2016 Judges	3
Special Exhibitors	4
Sponsor Listing	6
Awards and Categories	10
Members' Exhibition Quilt Descriptions	13
Index of Exhibitors	39
Meet the Teacher Timetable	41
Commercial Quilters	42
Quilts by Category	43
Exhibition Layout	44

Guild Committee 2015/2016

Amanda Daly
Dale Cox
Megan Manwaring
Di Tramontana
Jan Foster
Sandra Harvey
Salley Govey
Chris Jurd
Robin Allan

Exhibition Sub-committee

Sandra Harvey
Robin Allan
Carla Bosch
Catherine Butterworth
Robyn Eves
Rebecca Hastings
Lynn Hewitt
Deborah Laurie
Sandra Lyons
Catherine Porter
Carolyn Rawson
Gail Sadleir
Robyn Shipton
Brenda Gael Smith

Drop Off Persons

Liz Bonner	Lynn Hewitt
Catherine Butterworth	Rhonda Langhorne
Sue Cody	Deborah Laurie
Lois Cook	Lorraine Lloyd
Wendy Cross	Sandra Lyons
Amanda Daly	Megan Manwaring
Sandra Donovan	Wailyn Mar
Jan Foster	Liesel Moul
Pam Furniss	Brenda Gael Smith
Barbara Gower	Annemarie Smithers
Kaye Graham	Margy Syrett
Denise Griffiths	Maureen Teager
Kay Haerland	


Hoop Display Convenors

Linda Butcher
Sandra Harvey
Bob James
Megan Manwaring

QuiltNSW

Level 5, 276 Pitt Street, Sydney NSW 2000
Tel: (02) 9283 3737 Fax: (02) 9283 3274
Email: office@quiltsw.com
www.quiltsw.com

Super Quilt Raffle 2016



Tickets \$2 each

**Available from the Membership Desk
"Radiance"**

Quilt maker: Kaye Brown, design by Kelly Gallagher-Abbott of
Jukebox Quilts

Drawn 4:00pm Sunday, 26 June 2016

- 1st Prize: **2016 Raffle Quilt "Radiance" valued at \$2,000**
Quilt maker: Kaye Brown; Design: Kelly Gallagher-Abbott
- 2nd Prize: **BERNINA 215 Simply Red Sewing Machine valued at \$1099**
Sponsored by BERNINA Australia Pty Ltd
- 3rd Prize: **Basket of sewing related products and books valued at \$1000**
Sponsored by Homespun Magazine
- 4th Prize: **Collectors box of Threads valued at \$300**
Sponsored by Perivale Gütermann
- 5th Prize: **Craft Lamp valued at \$200**
Sponsored by Daylightman
- 6th Prize: **Fabric Pack valued at \$200**
Sponsored by PK Fabrics
- 7th Prize: **Fabric Pack valued at \$100**
Sponsored by Lloyd Curzon Fabrics

Raffle quilt photography by John Doughty

President's Message

A very warm welcome to the Sydney Quilt Show 2016.

This year we have 390 member quilts for you to enjoy. Additionally the quilts entered in the QuiltNSW Colour Collision Challenge are on display and our featured quilt makers this year are Caroline Sharkey and Merelyn Pearce, two highly award winning members displaying a selection of their beautiful quilts.

Meet the Teacher, is a new addition this year. This is a great opportunity to sit with and talk with some of NSW's patchwork and quilting teachers. Quilting Groups from around NSW will also be in attendance, a different group each day will have displays and demonstrations for you to enjoy.

Our stunning raffle quilt was made and generously donated by talented long arm quilter Kaye Brown. The beautiful turquoise wholecloth quilt simply glows and we thank Kaye very much for her generous donation.

On behalf of QuiltNSW committee and members, I'd like to thank so many individuals and companies who support our show with their generous sponsorships. Without each and every one of them it would not be possible to mount such an impressive exhibition. Our principal sponsors Expertise Events and BERNINA have once again provided their valuable support to make this show such a success. Please show your support for our sponsors as they continue to support us. A complete list of sponsors is in the pages of this catalogue, on our web site and on signage around the venue.

Finally I would like to thank the Exhibition committee, the QuiltNSW members who have entered their quilts and the very large number of volunteers who have combined to make this such a wonderful collaborative event.

Amanda Daly

President

2017 Sydney Quilt Show

21-25 June

Darling Harbour Exhibition Centre

New Category: Coverlets

Two (2) layers only with or without some form of stitches through the layers. A Coverlet must also have a hanging sleeve (for display purposes we recommend stitched through to front of quilt). Maximum size 290 x290 cm.

New Category: Contemporary: (details to be announced)

2018 Sydney Quilt Show

Special Themed Category

Southern Stars

Size: Minimum 120 cm, Maximum 180 cm

Sydney Quilt Show 2016 Judges

Linda Butcher

Linda made her first patchwork (an English paper pieced hexagon quilt) while in high school in Melbourne in 1972. However, her 'proper' patchwork and quilting journey began in 1994 when she attended evening classes at Strathfield Community College, Sydney under the expert tutelage of Shirley Gibson. In 2000 Linda began teaching beginners at Carlton Quilts and has since taught adults and children in shops and private homes both in Australia and overseas. She gained her teacher accreditation through The Quilters' Guild of NSW Inc. (now QuiltNSW) in 2003. Linda enjoys passing onto her students the knowledge she has gained over the years and is continually delighted at how much she also learns from her students.

Illustrations and patterns of a number of quilts designed by Linda have appeared in local and international publications. For the past 13 years Linda has worked in the retail side of patchwork as well as continuing to teach. She worked at The Purple Patch in Concord for 5 years until its closure in 2008 and after a stint in the Middle East with her family, joined the staff at Quiltsmith in Annandale in late 2009. In 2011 after a number of years' membership of QuiltNSW, Linda was invited to join the accreditation subcommittee. Linda was elected to the Management Committee in 2012 and served as Vice President and President until her term expired in 2015. She is still actively involved in QuiltNSW as a member of the accreditation subcommittee, retreat coordinator and office volunteer.

Until her recent move to southern NSW, Linda was an active member of several quilting groups in Sydney. She has now joined her local group, the Quaama/Cobargo Quilters as she enjoys sewing and socialising with like-minded people. Linda's style of patchwork has evolved over the years but her love of handwork, particularly paper piecing, appliqué and hand quilting endures to this day.

'Qatar andCairo': Completed 2014 (188cm x 146cm).

Stitched entirely by hand, this memory quilt of time spent living in Qatar is based on a traditional Arabic design adapted from a tissue box. The centre depicts images from Qatar while the border includes images of a more personal nature. The backing is a panel bought in Cairo's tent makers' bazaar on the journey home.

Jane Gibson

Jane has been quilting since 1983 although she did make some small samples for a TAFE course a few years before that. In the late 1980's she started attending various workshops at the Australasian Quilt Symposiums and Fibre Forum. Jane joined what was then The Quilters' Guild in the early 1990's, entered her first quilt in the Sydney Quilt Show in 1993 and has had a quilt in the Quilt Show every year since winning a few prizes along the way. She has also been a successful exhibitor at the Sydney Royal Easter Show.

As Jane was doing white glove duty at the 1993 Show, friends she had made through the Quilt Symposium talked her into going on Committee as Membership Secretary. During her time on Committee, the Guild moved into the first office in Pitt Street and the rest, as they say, is history. Aside from office duty Jane is also on the Valuation Sub-Committee.

Other quilting exhibitions in which Jane has been involved are Sydney Quilt Stories at Elizabeth Bay House in 1998 and Quilts 2000 which raised funds and awareness for the Sydney Paralympic Games.

Jane teaches workshops in Miniature quilt making and has also taught fabric dyeing. Many of her quilts include hand dyed fabric.

'Out of the Ocean', 1999 (160cm x 160cm)

Made for the Theme category, *Rhythm of Life*, for the AQA Melbourne Quilt Exhibition in 1999 where it placed second. It uses one of Jane's favourite blocks, Storm at Sea, with several Bargello spirals representing the double helix of DNA. The fabrics have been chosen to show the variety of lifeforms that have evolved from 'Out of the Ocean'.

Julie Haddrick

Julie has been a student of textiles for most of her life, exploring colour, design, ornamentation, techniques and media. Part time work enabled her to attend a multitude of courses, none of which led directly to quilting, but in 1998 she leapt into quilt making. This journey into quilt making has been the highlight of her creative pursuits and she feels very comfortable with what she does.

Constantly excited and challenged by her immediate world, Julie responds to the beauty as well as the mundane; the people, the issues and the Australian environment. Layers of meaning, stories, or symbolism create for her a sense of identity and understanding of her place and many of her quilts reflect this theme. The Fine Art of drawing painting and printmaking, the disciplines of Design and the Crafts of textiles have shaped the ways Julie uses stitch, threads, colours and cloth. They are sparse, refined and without elaboration. Her disciplined approach features careful designing and restrained use of colour and materials. Julie embraces the Japanese philosophy of "Wabi Sabi's"; beauty in imperfection, resonating in her choice of subject matter, themes and media. Julie hand dyes, prints and paints fabrics, often combining/ layering them with vintage Japanese cloth. Her stitching is measured, decorative and purposeful.

Julie embraces the opportunity to travel and teach at symposiums and state level venues, like Australasian Quilt Convention 2016, 2014, 2013, 2010. In 2014 Julie was a tutor and the guest artist profiled by Expertise Events at the inaugural Canberra Textiles Show and at the Quilters Guild of SA exhibition in November. Her first guest artist role and a solo exhibition were held at the Brisbane Textiles and Art symposium in 2011. (Sponsored by and guest of Expertise Events) She repeated this in June 2013 judging, demonstrating and exhibiting at the Hobart Quilt and Craft Fair. Julie has judged at most state levels (capital city), Bernina Best of Australia 2014 and at local quilt exhibitions, enjoying the opportunity to meet people and keep up to date with judging programmes and criteria.

'Live. Love. Best of Life' 2011 (188cm x 198cm)

This Modern quilt is made to celebrate the wedding of my son Henry Prior Smith and Genevieve Clay in Sydney, April 2011. Julie chose a cross design as symbol of their Christian faith. And the title 'Live. Love. Best Life' title is in reference to the hidden words in the quilting that have significance to the C3 Church and their strong, shared Christian faith.

Sydney Quilt Show 2016 Special Exhibitors

Merelyn Pearce

Merelyn lives in Gerroa, NSW where she and her husband breed Black Angus beef cattle. She gained a BA in English & Fine Arts at Sydney University in 1972 and a Diploma of Education at Sydney Technical College in 1973. After teaching High School Art for 6 years, Merelyn then retrained as a potter and set up her own studio/workshop in Gerroa, producing domestic wares and sculptural pottery.

In 1989, she discovered quilting, becoming a foundation member of Gerringong Quilters, and serving as president for a number of years. She first exhibited at the Sydney Quilt Show in 1994 winning 1st Prize in the 'Quilts for Kids' themed category. Not long after that she began teaching at quilt shops in the Illawarra and Shoalhaven areas. She continued to teach groups at quilting retreats until just recently but still continues mentoring high school quilt makers.

Merelyn's favoured techniques are hand appliqué finished with machine quilting. She is best known for her series of six quilts celebrating the work of the Australian artist Margaret Preston. These quilts have won numerous national and international awards.

In January of this year Merelyn was presented with an Australia Day Community Arts Award.

The following quilts made by Merelyn are on display:

'Cassie's Quilt', 1994; 168cm x 262cm
'Queen of Hearts', 1995; 144cm x 194cm
'Reflections', 1999; 118cm x 94cm
'Emma's Dragon', 2000; 226cm x 226cm
'Tribute to Margaret Preston', 2002; 239cm x 239cm
'Roses of Meroogal', 2003; 80cm x 96cm
'Mr D'arcy Wrapped in Love', 2005; 130cm x 190cm
'Wildflowers of Margaret Preston', 2004; 134cm x 143cm

'Christmas Bells', 2007; 31cm x 31cm
'Wheelflower Medallion', 2008; 245cm x 245cm
'Gynea and Waratah', 2009; 118cm x 144cm
'Bird of Paradise', 2010; 172cm x 163cm
'Gum Blossom Medallion', 2012; 190cm x 190cm
'Fuschia Florabunda', 2013; 146cm x 143cm
'Fairytale', 2014; 142cm x 180cm
'Red Deer with Poppies and 274 Roses', 2015; 137cm x 139cm

Sydney Quilt Show 2016 Special Exhibitors

Caroline Sharkey

Caroline was born and grew up in Bellingen NSW and spent time in Urunga and Narrabri NSW as well as some years in PNG; she went to boarding college in Grafton NSW. Caroline's grandmothers sewed and made clothes with treadle machines and Caroline made her first paper pieced hexagon place mat with left over dress fabrics with my Nan Kennedy who influenced her creative early years. Encouragement from Chris Timmins and Liz Scobie got Caroline into teaching all those years ago.... they wouldn't take no for an answer....Thankfully!

There have been lots of people that have supported and encouraged her, including her Mum, her best friend Deb and, professionally, Kerrie Hay was one of the first in the sewing industry to see her potential and encourage her to do her own thing! Joining the NSW Quilters Guild was a turning point to allow her to step outside the local quilting group. The suitcase exhibitions became Caroline's first escape to Art Quilting and later Textile Art. Gloria Loughman was an early inspiration and after meeting her many years ago at a Quilt Show in Sydney, Caroline was struck by her friendly encouraging manner; Gloria became a mentor and friend over the years.

Caroline aspires to do that as well and pay it forward to artists that are also starting their art practise. She has a passion to host Retreats in special places here in Australia with new and established artists so that's a new direction for her. Caroline is inspired by the Australian Landscape, the Reef and the Colours. She sees patterns and textures everywhere she looks.

Caroline is in awe of textile artists and quilters alike in Australia. As an artist, Caroline is influenced by Aboriginal Art - the Stories and Colours, the Landscape - and her own experiences of being in the Desert, the friends she has made and Art Residencies at Uluru with artists who have been a constant in her life for the past 16 years

The following quilts made by Caroline are on display:

'Coastal Colours', 45cm x 120cm

'Boabs', 75cm x 67cm

'Flight', 44cm x 106cm

'Boab Surprise', 43cm x 91cm

'Reflections', 76cm x 91cm

'Desert Flood', 54cm x 126cm

'Colours of Uluru', 51cm x 45cm

'Uluru Dreaming', 34cm x 49cm

'Cicada', 27cm x 28cm

Desert Collection of 6 small quilts:

'Emus Watching', 38cm x 44cm

'Desert Lizard', 20cm x 34cm

'Boab Sunset', 41cm x 20cm

'Boab Landscape 1', 16cm x 44cm

'Boab Landscape 2', 16cm x 44cm

'Earth Leaves', 37cm x 31cm

'Earth Camp Fires', 48cm x 40cm

'Earth Series 1', 33cm x 83cm

'Earth Series 2', 33cm x 83cm

'Desert Flowers', 75cm x 67cm

'Autumn Colours', 40cm x 100cm

'Top End', 40cm x 100cm

Special Exhibitor Appearances

Both our special exhibitors will have quilts on display for the duration of the Sydney Quilt Show and will be giving floor talks:

Textile Artist	Caroline Sharkey	Wed to Sat	10.00 am – 11.00 am
Quilter	Merelyn Pearce	Wed to Sun	11.00 am – 12.00 noon

Show Sponsors

A Quilters Hive

8 Brett Street
Georgetown
NSW 2298
Email: aquiltershive@optusnet.com.au
Contact: Candy McCauley
02 4068 0864

Annie's Designs

20 Arrionga Place
Hornsby, NSW 2077
Email: tracy@anniesdesigns.com.au
Contact: Tracy Sheldrick
02 9940 3929

Appleyard Cottage

PO Box 5595
Minto, NSW, 2566
Email: veronica@appleyardcottage.com.au
Contact: Veronica Appleyard
02 9603 4671

Australian Machine Quilting Association

PO Box 252
Warwick, QLD 4370
Email: president@amqa.com.au
Contact: Vanita Roy
0413 386 102

Batik Oetoro

3/11 Nevin Close
Gateshead, NSW 2290
Email: sales@dyeman.com
Contact: Lynn Britten
02 4943 8808

Be Be Bold

25 Elton Street
Lismore, NSW 2480
Email: bebebold@bigpond.com
Contact: Jane McDonald
02 6621 9188

Berry Quilt and Co.

5/66 Albert Street
Berry, NSW 2535
Email: sharon@berryquiltandco.com.au
Contact: Sharon Thomson
02 4464 3387

Berry Quilting Retreat P/L

PO Box 232
Berry, NSW 2535
Email: elizabeth@berryquiltingretreat.com.au
Contact: Elizabeth Dubbelde
02 4316 3189

Bowerbird Fabrics

19 Moore Street
Morningside, QLD 4170
Email: nick@bowerbirdfabrics.com
Contact: Nick Wilson
0432 903 920

Busy Thimbles

79 Cambourne Ave
St Ives, NSW 2075
Email: judy@busythimbles.com.au
Contact: Judy Hansen
02 9943 5995

Can Do Books

PO Box 46
Hawthorn, VIC 3122
Email: stephanie@candobooks.com.au
Contact: Stephanie Reekie
03 9813 5222

Caroline Sharkey

42 Pilot Street
Urunga, NSW 2455
Email: csharkey@westnet.com.au
Contact: Caroline Sharkey
02 6655 6450

Chris Timmins

136 Fry Street
Grafton, NSW 2460
Email: christimmins6@bigpond.com
Contact: Chris Timmins
02 6642 1173,
0418 298 595

Cottage Quiltworks

Suite 4205,
4 Daydream Street
Warriewood, NSW 2104
Email: gerrijohns@optusnet.com.au
Contact: Gerri Johns
02 9997 4661

Country Quilting

325 Roses Road
Bellingen, NSW 2453
Email: annemacgee@hotmail.com
Contact: Anne Macgee
02 6655 1711

Daylightman

PO Box 418
Curtin, ACT 2605
Email: trevor@scissorsman.com.au
Contact: Trevor Robertson
02 6285 4252

Dyed and Gone to Heaven

23 Fred Street.
Lewisham, NSW 2049
Email: lisa@dyedheaven.com
Contact: Lisa Walton
02 9560 7625

Fabric Garden

4/145A Kurraba Road
Neutral Bay, NSW 2089
Email: suehmiller@bigpond.com
Contact: Sue Miller
0417 068 855

Fortunes and Fairies

Shop 8,
285-289 Windsor Street
Richmond, NSW 2753
Email: fortunesandfairies@outlook.com
Contact: Leanne Masters
02 4578 1650

Frankenstein Fabrics

2/100 Kirrawee Road
North Gosford,
NSW 2250
Email: frankensteinsfabrics@hotmail.com
Contact: Marni Franks
0416 023 637

Ibis Hotels

Murray Street
Darling Harbour
Sydney, NSW 2000
Email: H1757-GM1@accor.com
Contact: Andrew Hill
(02) 9563 0888

Ibis Hotels

King Street Wharf,
22 Shelley Street
Sydney, NSW 2000
Email: H6412-GM1@accor.com
Contact: Lauren Job
02 8045-0000

J H Bonwick & Co

109 Russell Street
Emu Plains, NSW 2018
Email: jhbonwick@pnc.com.au
Contact: John Bonwick
02 4735 4070

Julie's Superior Threads

22 Melliodora Drive
Goulburn, NSW 2580
Email: julie@juliessuperiorthreads.com.au
Contact: Julie Woods
02 4822 3127

Kate Quilts

25 Peppercorn Place
Horningssea,
NSW 2171
Email: katequilts@yahoo.com.au
Contact: Kate Haydon
Cruchley
0411 414 099

Know-How Sewing Essentials

Contact: Hans & Roswitha Martini
55A Southey Street 0405 506 656
Mittagong, NSW 2575
Email: hansmartini65@gmail.com

Leutenegger Pty Ltd

Level 2, Contact: Kathy Karras
68-72 Waterloo Road 02 8046 4100
Macquarie Park, NSW 2113
Email: kathyk@leutenegger.com.au

Linen and Threads

100 Lurline Street Contact: Karen Kirk
Katoomba, NSW 2780 02 4782 5809
Email: karen@thetitchingpost.com.au

Logans Patchwork Fabrics

Unit 6 Contact: Margaret Kirkby
111 Moore Street 02 9550 9119
Leichhardt, NSW 2040
Email: logans@patchworkfabrics.com.au

Lyn's Fine Needlework

Unit 2, Contact: Jeanette Latta
9 Seven Hills Road 02 9686 2325
Baulkham Hills, NSW 2153
Email: lyncsneedlework@aol.com

Material Obsession

72 Roseby Street Contact: Kathy Doughty
Drummoyne, 02 9819 6455
NSW 2047
Email: info@materialobsession.com.au

Maytime Designs

PO Box 71 Contact: Stephanie Reed
Unley, SA 5061 08 8277 4072
Email: maytime@bigbutton.com.au

Misty Mountain Getaway

c/- C. Timmins Contact: Chris Timmins
136 Fry Street, 02 6642 1173
Grafton, NSW 2460
Email: christimmings6@bigpond.com

Misty Threads

40 Hickory Street Contact: Carolyn Hulbert
Dorrigo, 02 6657 1200
NSW 2453
Email: info@mistythreads.com.au

Morning Star Quilting

1 Passage Road, Contact: Sharon French
Bateau Bay, NSW 2261 02 4332 0133
Email: m-star@bigpond.net.au

Mr Ian Grieve

1/24 Stanley Street Contact: Ian Grieve
St Ives, NSW 2075 02 9488 9237
Email: igrieve@bigpond.com

My Patch Fabrics

42 Wason Street, Contact: Valerie Gautier
Milton, NSW 2538 02 4455 4087
Email: sew@mypatchfabrics.com.au

My Sewing Supplies

Contact: Ian & Bernadette Hoy
136-138 Oak Road 02 9542 3513
Kirrawee, NSW 2232
Email: info@mysewingsupplies.com.au

Patched and Pieced

Unit 6, Dulmison Ave Contact: Leesa Evans
Wyong, NSW 2259 02 4355 4400
Email: patchedpieced@gmail.com

Patchwork on Pittwater

Suite 28, Contact: Robyn Evans
1 Mona Vale Road 02 9999 6159
Mona Vale, NSW 2103
Email: robyn@quilts.net.au

Patchwork Plus

7-15 Jackson Ave Contact: Lorraine Downey
Miranda, NSW 2228 02 9540 2786
Email: patchworkplus@y7mail.com

Pieces to Treasure

701 The Scenic Road Contact: Jenelle Kent
Macmasters Beach 02 4381 2337
NSW 2251
Email: enquiries@piecestotreasure.com.au

Pioneer Patchwork

Shop 5 Contact: Ingrid Krapez
20 Somerset Ave 02 4647 3555
Narellan, NSW 2567
Email: pioneerpatchwork@westnet.com.au

PK Fabrics Pty Ltd

Unit 16, Contact: Patrick Keogh
26 Burrows Road 02 9557 2022
St Peters, NSW 2044
Email: Skeogh@PKFabrics.com.au

Punch with Judy

"Goldview", Olympic Way Contact: Judy Hall
The Rock, NSW 2655 02 6920 2238
Email: judy@punchwithjudy.com.au

QH Textiles

Contact: Mio & Hitomi Fujita
Unit 7/28 Barcoo Street 02 9417 0867
Chatswood, NSW 2067
Email: info@qhtextiles.com

QuiltNSW (The Quilters' Guild of NSW Inc.)

Level 5, 276 Pitt Street Contact: Office
Sydney, NSW 2000 02 9283 3737
Email: office@quiltersguildnsw.com

Quiltsmith

75 Nelson Street Contact: Melinda Smith
Annandale, 02 9550 4947
NSW 2038
Email: quiltsmith@ozemail.com.au

Red Shed Quilting

Unit 3/3 O'Hart Close Contact: Jan Foster
Charmhaven, NSW 2263 02 4394 0904
Email: jfoster8@bigpond.com

Scissorman

PO Box 418
Curtin, ACT 2605
Email: trevor@scissorman.com.au

Contact: Trevor Robertson
02 6285 4252

Simplicity Pty Ltd

25 Violet Street
Revesby, NSW 2212
Email: info@simp.com.au

Contact: Karen Thompson
02 9774 5855

Spotlight

Lv 6, 111 Cecil Street
South Melbourne, VIC 3205
Email: community@spotlight.com.au

Contact: Maureen Hyslop
03 9675 4000

Studio Mio

Unit 7/28 Barcoo Street
Chatswood, NSW 2067
Email: info@qhtextiles.com

Contact: Mio Fujita
02 9417 0867

Sue's Top Finish

157 Denison Street,
Camperdown, NSW 2050
Email: suesquilting@hotmail.com

Contact: Sue Rowles
02 9519 5907

tech2home

Lv 3, 2-14 Mountain St
Ultimo, NSW 2007
Email: joanne.smythe@tech2home.com.au

Contact: Glen Powys, Joanne Smyth
02 9707 2277

The Bay Window

74 Dauncey Street
Kingsgate, SA 5223
Email: heather@bay-window.com.au

Contact: Heather Buck
08 8553 2740

The Finishing Touch

180 Moores Way Glenmore
via Camden, NSW 2570
Email: kquilts@bigpond.com

Contact: Kaye Brown
02 4654 5328

The Home Patch

Cnr Durham & Stewart St
Bathurst, NSW 2795
Email: anni@hatchedandpatched.com.au

Contact: Anni Downs
02 6331 0969

The Stitching Post

100 Lurline Street
Katoomba, NSW 2780
Email: karen@thestitchingpost.com.au

Contact: Karen Kirk
02 4782 5809

Vlieselene

3 Brand Drive
Thomastown, VIC 3074
Email: Suzanne.lewis@freudenberg-pm.com

Contact: Suzanne Lewis
03 9464 1022

Wabi-Sabi Designs

PO Box 565
Dickson, ACT 2602
Email: wabi-sabidesigns@grapevine.net.au

Contact: Shuji Yamazaki
0408 177 344

Thank you to our sponsors; their generosity and support are much appreciated. Please support them in return.

QuiltNSW Community Quilts

Will be demonstrating their skills in pinning and making quilts which are then donated to appropriate causes and organisations. Community Quilts will be using BERNINA machines 570QE and Simply Red 215.

QuiltNSW Groups

from around NSW will be displaying their work:

	Space One	Space Two
Thursday 23 June	Southern Quilters Finishing School	Eastwood Patchwork Quilters
Friday 24 June	Hunters Hill Quilters	Novocastrian Quilters
Saturday 25 June	Sydney Modern Quilt Guild	Arcadian Quilters
Sunday 26 June	Northbridge Quilters	Eastern Suburbs Quilters

2016 Special Awards & Prizes

SPECIAL AWARDS

BERNINA "BEST of SHOW"

BERNINA 720QE Sewing Machine valued at \$4499
Proudly sponsored by BERNINA Australia Pty Ltd

BERNINA BEST of NSW

2017 Australasian Quilt Convention Package
Proudly sponsored by BERNINA Australia Pty Ltd

OTHER SPECIAL AWARDS

BERNINA AMATEUR ENCOURAGEMENT AWARD

BERNINA 215 Simply Red Sewing Machine valued at \$1,299
Proudly sponsored by BERNINA Australia Pty Ltd

BERNINA SECONDARY STUDENT AWARD

Bernette Oxford Sewing Machine valued at \$699
Proudly sponsored by BERNINA Australia Pty Ltd

RETAINING THE TRADITION

\$1000 sponsored by Australian Patchwork & Quilting Magazine

BEST ORIGINAL INTERPRETATION OF A TRADITIONAL QUILT

\$500 voucher sponsored by Quiltsmith

BEST HAND MADE QUILT

\$300 sponsored by Patched and Pieced

BEST USE OF DYES AND PIGMENTS

\$250 voucher sponsored by Batik Oetoro

CONTEMPORARY ART QUILT

\$300 sponsored by Perivale Gütermann

CREATIVE USE OF COLOUR

\$150 & \$150 voucher sponsored by Material Obsession

EXCELLENCE IN QUILTING AWARDS

NARELLE GRIEVE AMATEUR HAND QUILTING AWARD

\$250 & Trophy jointly sponsored by Mr Ian Grieve and The Quilters' Guild of NSW Inc.

HAND QUILTING AWARD (OPEN)

*\$150 sponsored by The Home Patch and \$300 worth of Valdani
Threads sponsored by Maytime Designs*

DOMESTIC MACHINE QUILTING AWARD (PROFESSIONAL)

*\$600 voucher sponsored by Horn Australia and wadding pack
sponsored by MiniJumbuk Nu-Wool Wadding*

DOMESTIC MACHINE QUILTING AWARD (AMATEUR)

*\$150 sponsored by The Australian Machine Quilting Assoc. and
\$250 product sponsored by Matilda's Own at Victorian Textiles*

LONG ARM MACHINE QUILTING AWARD (OPEN)

*\$150 sponsored by the Australian Machine Quilting Assoc. and
\$250 product sponsored by Matilda's Own at Victorian Textiles*

OTHER AWARDS & PRIZES

VIEWERS' CHOICE

1st Prize: \$300 product sponsored by Leutenegger Pty Ltd
2nd Prize: \$200 product sponsored by Dyed and Gone to Heaven
and wadding pack sponsored by MiniJumbuk Nu-Wool Wadding

HANGERS' PRIZE-Volunteer and Quilt maker

*For each, an original artwork
sponsored by Caroline Sharkey*

DAILY DRAW

\$100 product sponsored by Logan's Patchwork and an Annual (6 issue) subscription sponsored by Quilters Companion

JUNIOR CATEGORY AWARDS

16. JUNIOR MEMBER A (Up to Year 6)

Maximum size 290 x 290 cm Free Entry

1st Prize: \$75 voucher sponsored by Fabric Garden and \$75 fabric pack sponsored by PK Fabrics

2nd Prize: \$50 voucher sponsored by Patchwork on Pittwater and \$75 fabric pack sponsored by PK Fabrics

3rd Prize: \$75 fabric pack sponsored by PK Fabrics

17. JUNIOR MEMBER (Years 7 - 12, Including Year 12 Work from 2015)

Maximum size 290 x 290 cm Free Entry

1st Prize: \$75 sponsored by Fabric Garden, \$50 voucher sponsored by Can Do Books and \$75 fabric pack sponsored by PK Fabrics

2nd Prize: \$50 voucher sponsored by Patchwork on Pittwater, one on-line course & \$50 voucher sponsored by Punch With Judy and \$75 fabric pack sponsored by PK Fabrics

3rd Prize: \$75 fabric pack sponsored by PK Fabrics

AMATEUR CATEGORY AWARDS

1. TRADITIONAL – Predominantly Hand Quilted

Includes wholecloth, crazy, partial appliqué, hand and/or machine pieced. Minimum size 120 x 120 cm/Maximum size 290 x 290 cm

- 1st Prize:** \$300 sponsored by Quilters Companion, \$300 fabric pack sponsored by Lloyd Curzon Textiles, \$50 voucher sponsored by Can Do Books and wadding pack sponsored by MiniJumbuk Nu-Wool Wadding
- 2nd Prize:** \$300 voucher sponsored by Pioneer Patchwork, \$180 voucher sponsored by J H Bonwick & Co. and \$100 product sponsored by Yazzii
- 3rd Prize:** Fat Quarter Pack sponsored by Charles Parsons and wadding pack sponsored by MiniJumbuk Nu-Wool Wadding

2. TRADITIONAL – Predominantly Machine Quilted

Includes wholecloth, crazy, partial appliqué, hand and/or machine pieced. Minimum size 120 x 120 cm/Maximum size 290 x 290 cm

- 1st Prize:** \$300 sponsored by Quilters Companion, \$300 fabric pack sponsored by Lloyd Curzon, \$50 voucher sponsored by Can Do Books and wadding pack sponsored by MiniJumbuk Nu-Wool Wadding
- 2nd Prize:** \$150 voucher sponsored by Spotlight, \$125 voucher sponsored by Julie's Superior Threads, \$100 product sponsored by Olfa and wadding pack sponsored by MiniJumbuk Nu-Wool Wadding
- 3rd Prize:** Fat Quarter Pack sponsored by Charles Parsons and wadding pack sponsored by MiniJumbuk Nu-Wool Wadding

3. PREDOMINANTLY APPLIQUÉ

Hand and/or machine pieced and quilted. More than 75% must be appliquéd. Min size 120 x 120 cm/Max size 290 x 290 cm

- 1st Prize:** \$200 sponsored by A Quilters Hive, \$200 voucher sponsored by Misty Mountain Getaway and Misty Threads, \$200 product sponsored by Studio Mio and \$100 product sponsored by Olfa
- 2nd Prize:** \$250 voucher sponsored by Morning Star Quilting, \$100 voucher sponsored by Bowerbird Fabrics, \$100 product sponsored by Yazzii and wadding pack sponsored by MiniJumbuk Nu-Wool Wadding
- 3rd Prize:** Fat Quarter Pack sponsored by Charles Parsons and wadding pack sponsored by MiniJumbuk Nu-Wool Wadding

4. SMALL or WALL QUILT

Minimum size 40 x 40 cm/Maximum size 150 x 150 cm

- 1st Prize:** \$300 prize sponsored by Craft Depot, \$250 voucher sponsored by Country Quilting, \$100 product sponsored by Yazzii
- 2nd Prize:** \$200 sponsored by Australian Rulers & Templates, \$125 voucher sponsored by Julie's Superior Threads, \$150 voucher sponsored by The Bay Window
- 3rd Prize:** Fat Quarter Pack sponsored by Charles Parsons and wadding pack sponsored by MiniJumbuk Nu-Wool Wadding

PROFESSIONAL CATEGORY AWARDS

5. TRADITIONAL

Includes wholecloth, crazy, partial appliqué, hand and/or machine pieced and quilted

Minimum size 120 x 120 cm/Maximum size 290 x 290 cm

- 1st Prize:** \$600 sponsored by Expertise Events
- 2nd Prize:** \$500 voucher sponsored by Annie's Designs, \$250 product sponsored by Matilda's Own at Victorian Textiles
- 3rd Prize:** Fat Quarter Pack sponsored by Charles Parsons and wadding pack sponsored by MiniJumbuk Nu-Wool Wadding

6. PREDOMINANTLY APPLIQUÉ

Hand and/or machine pieced and quilted. More than 75% must be appliquéd

Minimum size 120 x 120 cm/Maximum size 290 x 290 cm

- 1st Prize:** \$600 sponsored by Perivale Gütermann
- 2nd Prize:** \$150 sponsored by Craft Depot, \$250 product sponsored by Matilda's Own at Victorian Textiles
- 3rd Prize:** Fat Quarter Pack sponsored by Charles Parsons and wadding pack sponsored by MiniJumbuk Nu-Wool Wadding

7. SMALL or WALL QUILT

Minimum size 40 x 40 cm / Maximum size 150 x 150 cm

- 1st Prize:** \$300 sponsored by XLN Fabrics, \$200 product sponsored by 1st Australian Rulers & Templates and \$200 voucher sponsored by Know-How Sewing Essentials
- 2nd Prize:** \$150 sponsored by Craft Depot, \$200 product sponsored by Australian Rulers & Templates, \$150 voucher sponsored by Cottage Quiltworks and wadding pack sponsored by MiniJumbuk Nu-Wool Wadding
- 3rd Prize:** Fat Quarter Pack sponsored by Charles Parsons and wadding pack sponsored by MiniJumbuk Nu-Wool Wadding

Photography Policy: Please respect our members' copyright.

Quilt photography is permitted for personal use only. Images must NOT be published online or in other media unless you have consent of the relevant quilt maker.

If you wish to photograph and publish for commercial purposes, please apply to the Membership desk for special permission.

OPEN CATEGORY AWARDS

8. MIXED TECHNIQUES - ANYTHING GOES!

Includes embroidery, crazy quilting, embellishment, painting & trapunto. Maximum size 290 x 290 cm

- 1st Prize:** \$400 sponsored by Pieces To Treasure, \$100 product sponsored by Vlieseline and \$100 product sponsored by Yazzii
- 2nd Prize:** \$100 sponsored by Red Shed Quilting, one online course and \$50 voucher sponsored by Punch with Judy, \$100 product sponsored by Yazzii and wadding pack sponsored by MiniJumbuk Nu-Wool Wadding
- 3rd Prize:** Fat Quarter Pack sponsored by Charles Parsons and wadding pack sponsored by MiniJumbuk Nu-Wool Wadding

9. MINIATURE

May be either scaled down patterns or your own original design, including postcards. Maximum perimeter 200 cm

- 1st Prize:** \$200 sponsored by Patchwork Plus, \$100 voucher sponsored by My Patch Fabrics, \$100 product sponsored by Olfa and wadding pack sponsored by MiniJumbuk Nu-Wool Wadding
- 2nd Prize:** \$100 voucher sponsored by Wabi-Sabi Designs, \$100 voucher sponsored by Lynn's Fine Needlework, \$100 product sponsored by Olfa and wadding pack sponsored by MiniJumbuk Nu-Wool Wadding
- 3rd Prize:** Fat Quarter Pack sponsored by Charles Parsons Needlework and wadding pack sponsored by MiniJumbuk Nu-Wool Wadding

10. ART QUILT

To be an original design. Maximum size 290 cm any one side.

- 1st Prize:** \$250 sponsored by My Sewing Supplies, \$250 Madeira Threads sponsored by SSS Pty Ltd. and wadding pack sponsored by MiniJumbuk Nu-Wool Wadding
- 2nd Prize:** \$250 tools & craft bag sponsored by SSS Pty Ltd. and wadding pack sponsored by MiniJumbuk Nu-Wool Wadding
- 3rd Prize:** \$100 wadding sponsored by SSS Pty Ltd. And \$100 product sponsored by Olfa

11. PICTORIAL QUILT

To be an original design and a representation of a person, place or thing. Maximum size 290 cm any one side.

- 1st Prize:** \$100 sponsored by Linen & Threads, \$150 voucher sponsored by Appleyard Cottage, \$200 product sponsored by QH Textiles and \$150 product sponsored by Scissorsman
- 2nd Prize:** \$200 voucher sponsored by Fortunes and Fairies, \$100 voucher sponsored by Be Be Bold and wadding pack sponsored by MiniJumbuk Nu-Wool Wadding
- 3rd Prize:** Fat Quarter Pack sponsored by Charles Parsons and wadding pack sponsored by MiniJumbuk Nu-Wool Wadding

12. GROUP/COLLABORATIVE QUILT

To be made by 3 or more people. Maximum size 290 x 290 cm

- 1st Prize:** \$300 prize sponsored by XLN Fabrics, \$350 voucher sponsored by Accuquilt and \$100 product sponsored by Vlieseline
- 2nd Prize:** \$200 product sponsored by Simplicity Pty Ltd, \$250 voucher sponsored by Accuquilt and \$100 product sponsored by Vlieseline
- 3rd Prize:** Fat Quarter Pack sponsored by Charles Parsons and wadding pack sponsored by MiniJumbuk Nu-Wool Wadding

13. MODERN

Modern quilts including those inspired by traditional block structures but reinterpreted using non-traditional layouts. Maximum size 290 x 290 cm

- 1st Prize:** \$300 sponsored by Craft Depot and \$200 voucher sponsored by Frankenstein's Fabrics
- 2nd Prize:** \$100 voucher sponsored by Kate Quilts, \$100 voucher sponsored by Busy Thimbles, \$100 voucher sponsored by Berry Quilting Retreat and \$100 product sponsored by Olfa
- 3rd Prize:** Fat Quarter Pack sponsored by Charles Parsons, \$100 voucher sponsored by Berry Quilt & Co. and wadding pack sponsored by MiniJumbuk Nu-Wool Wadding

14.1 ENTRANT'S TOP COMMERCIALY QUILTED QUILT – Large

The entrant's top, commercially machine quilted by another. Maximum size 290 x 290 cm

- 1st Prize** \$250 sponsored by Quilters Companion, \$200 voucher sponsored by Art N Quilting Studio and 1 night accommodation sponsored by Ibis Hotel
- 2nd Prize:** \$250 product sponsored by SS Pty Ltd., \$200 voucher sponsored by Art N Quilting Studio and Madeira and wadding pack sponsored by MiniJumbuk Nu-Wool Wadding
- 3rd Prize:** Fat Quarter Pack sponsored by Charles Parsons, \$100 product sponsored by Vlieseline and wadding pack sponsored by MiniJumbuk Nu-Wool Wadding

14.2 ENTRANT'S TOP COMMERCIALY QUILTED QUILT- Small

The entrant's top, commercially machine quilted by another. Maximum size 200 x 200 cm

- 1st Prize:** \$250 sponsored by Quilters Companion, \$200 voucher sponsored by Art N Quilting Studio and 1 night accommodation sponsored by Ibis Hotel
- 2nd Prize:** \$200 voucher sponsored by Art N Quilting Studio, \$100 voucher sponsored by Fabric Garden, \$100 product sponsored by Yazzii and wadding pack sponsored by MiniJumbuk Nu-Wool Wadding
- 3rd Prize:** \$100 voucher sponsored by Sue's Top Finish, Fat Quarter Pack sponsored by Charles Parsons and wadding pack sponsored by MiniJumbuk Nu-Wool Wadding

Members' Exhibition Quilt Descriptions

1. Rhonda Langhorne Kellyville, NSW
'Cornered by Colour' 115 x 100 cm

Small or Wall Quilt - Amateur

I have had this image in my head after seeing the hexidaisy pattern on craftsy. It was a paper pieced pattern. I tweaked and played until I came up with "Cornered by Colour"; Foundation Pieced and then machine quilted it on my Bernina 440.
Quilt Design by Beth McBride

2. Sheila Beer Matraville, NSW
'The Hoi Polloi' 117 x 117 cm

Small or Wall Quilt - Amateur

Hoi polloi (noun) the common people; the masses. Inspired by Charla Khanna, these people evolved from scraps left over from other quilts. The binding is also a leftover. My travel stitching project for a number of years.

3. Bernice Krige Baulkham Hills, NSW
'African Sunset' 120 x 120 cm

Small or Wall Quilt - Amateur

After 10 years in Cape Town, the magic of African patterns, colours, crafts and all forms of life are deeply embedded and a constant source of inspiration. My African interpretation of Amanda Daly's 'In the Round' series.
Quilt Design by Amanda Daly.

4. Liz Aitken Bonnet Bay, NSW
'NZ Baltimore' 121 x 121 cm

Predominantly Appliqué - Amateur

These beautiful appliqué designs are NZ flowers and birds with a border of vines and tendrils. The appliqué is needle-turned with embroidered tendrils along the vines. The centre is double cross hatched, with free motion quilting in the borders.
Quilt Design by Ngaire Brooks

5. Di Jobbins Zetland, NSW
'Out of the Square' 121 x 121 cm

Modern

Experimenting with depth, rainbow-coloured diamonds seem to float above a square, itself adrift in space.

6. Sue de Vanny Greenvale, VIC
'Erte's Bazaar' 121 x 125 cm

Mixed Techniques - Anything Goes!

Lively dancer in ribbon like costume from 1920's throwing beads (glitter) into the air, surrounded by Art Deco influenced type frame hand painted to look like tarnished copper.
Artwork by Erte

7. Dale Robson West Wollongong, NSW
'Fairlands' 122 x 152 cm

Pictorial Quilt

Inspired by my grandparents "home among the gum trees", pays tribute to pioneers who etched their homes and farms from the Australian Bush. This quilt is hand painted, free motion appliqué, and quilted, with dimensional elements and embellishments.

8. Ele Hockey Barrack Heights, NSW
'Camflouflage' 90 x 90 cm

Mixed Techniques - Anything Goes!

My vision was a serene garden setting in which 2 peacocks were idly wandering around. One peacock decided to wander to the other side of the garden which is full of flowers. He blends in with the vibrant colours, so the viewer needs to find him.

9. Pam Russell Concord West, NSW
'Strelitzia' 54 x 42 cm

Art Quilt

My neighbours have lots of these flowers - it was time to have a go at representing one in fabric. Fused, machine appliquéd, machine quilted.

10. Wendy Nutt Lemon Tree Passage, NSW
'Red Back' 90 x 90 cm

Small or Wall Quilt - Professional

Designed to maximise the effect of tone. Foundation Paper Piecing used to blend alternate layers. Quilted using Perle thread on the bobbin, then completed with matchstick quilting.

11. Linda Crouch Doncaster, VIC
'Agapanthus' 53 x 53 cm

Small or Wall Quilt - Professional

My challenge this year was to finish some UFO projects. The quilting took way longer than the appliqué and quilt top construction!
Embroidery Design by Jan Bergman

13. Kyeen McPherson Penrith, NSW
'Diamond Delight' 51 x 51 cm

Small or Wall Quilt - Professional

This little wall quilt combines the traditional feather design with the more modern fillers and ruler work.
Quilt Design by S Puffinberger & J Madsen

14. Pam Furniss Green Point, NSW
'Baby Quilt' 90 x 75 cm

Small or Wall Quilt - Professional

Quilt made using decorative stitches on Bernina 720. A quilt and appliqué as you sew. Trapunto appliqué was used throughout the small quilt. Fun using many of the decorative stitches.

15. Alvena Hall West Lakes, SA
'Heart-Sparks: Heart Ache 2' 73 x 61 cm

Art Quilt

Heart-Ache 2 represents both a medical and emotional journey, regarding the uncertain rhythms of my own ailing heart. Ultrasounds, ECG and Gandee's drawings of "wonky heart" appear amid machine embroidery and commissioned print, dyes and shibori.

16. Lorraine Parker Moonee Beach, NSW
'The Arts in Antiquity' 89 x 92 cm

Mixed Techniques - Anything Goes!

Based on ancient civilisation with each featured frame reflecting the design and construction of that time. I wanted to show the sheer size and also the detail of smaller pieces that were so carefully removed from ancient sites.

- 17. Catherine Babidge** Paddington, NSW
'Dreaming Tree' 46 x 43 cm
Small or Wall Quilt - Amateur
A little wool picture of a dreamlike tree.
- 18. Gail Sadleir** Engadine, NSW
'Water Colouring' 88 x 73 cm
Pictorial Quilt
In the beginning there was no colour. After a thunder clap, it began to rain. The drops were coloured and mixed together. As the drops fell they landed on the soil and plants began to grow. Hand dyed cotton using a range of techniques for effects.
- 19. Bernice Krige** Baulkham Hills, NSW
'Sydney Cove' 72 x 56 cm
Small or Wall Quilt - Amateur
The Old!
The New!
The Enduring!
Sydney is a magical place!!
Block Design by Wendy Williams
- 20. Dale Robson** West Wollongong, NSW
'Sapphire Deep' 85 x 87 cm
Pictorial Quilt
Inspired by the natural beauty of Australia's Great Barrier Reef, 'Sapphire Deep' represents a patchwork of colour and diversity of sea life. Hand painted cotton sateen, free motion appliquéd and quilted and framed by couched silk organza.
- 21. Kyeen McPherson** Penrith, NSW
'Feathered Heart' 52 x 52 cm
Small or Wall Quilt - Professional
This little wall quilt combines the traditional designs with the modern filler and ruler work.
Quilt Design by Serenity Puffinberger
- 22. Kiyo Inoue** Tokyo, Japan
'A Collaboration between Japan and Australia' 85 x 85 cm
Small or Wall Quilt - Amateur
I made this quilt inspired by my favourite cloth, 'Japan and Australia'. I felt it speaking to me. How about you?
- 23. Karen Robertson** Windsor Downs, NSW
'Curvature' 53 x 53 cm
Small or Wall Quilt - Professional
I love the flowing lines of this otherwise straight pieced quilt. The fact that the lines are straight but the overall effect is curving plays with your perspective.
- 24. Trudy Johns** The Junction, NSW
'My Trip Around The World' 49 x 49 cm
Miniature
Where I work at Pot Pourri Cottage, The Junction, we love paper piecing. So to do a paper pieced Trip Around the World was a lot of fun. A change from hexies!
- 25. Joy McPadden** Ocean Grove, VIC
'Finally Free' 48 x 36 cm
Miniature
This piece was made as part of an emotional series. The torn fabric symbolises emotional rips, while the flowers are healing and celebrating the move forward and coping part of the journey. Hurt is recognised but inner strength is celebrated.
- 26. Kerry Ritson** Clareville, NSW
'Moonlit Taj' 20 x 30 cm
Miniature
Gleaming and symmetrical in the moonlight - this simple rendition is still recognisable as one of the world's beautiful buildings. Stitched freehand and quilted by hand.
- 27. Shelley Kelly** Barnawartha, VIC
'Mandala in Stitches' 44 x 44 cm
Miniature
It all started with a centre of Lucy Boston, a little hand piecing, flowers from English paper piecing and Broderie Perse. Very enjoyable! My own original design.
- 28. Penelope Hoswell** Tongarra, NSW
'My Feed Sack Quilt' 18 x 14 cm
Miniature
I made this quilt for a Dolls House. I think the dolls deserve a little bit of love, don't you?
- 29. Karen Robertson** Windsor Downs, NSW
'Monk's Star' 28 x 20 cm
Miniature
Le Moyne is French for 'the monk' and so I decided that 'Monk's Star' was an apt name for this quilt. These colours are my favourite colour combinations.
- 30. Jan Cardie** Camden, NSW
'Mini Grandma's Flowers' 28 x 23 cm
Miniature
Miniature 1930's fabric Grandmother's Flower Garden using ¼" hexagons.
- 31. Margaret Wallace** Bega, NSW
'Gerberas and Friend?' 30 x 30 cm
Miniature
This is the second time that Gerberas have featured in my work. Their glorious showiness is true 'eye candy' – the Redback Spider? Not to be messed with! Hand printed leaves, top and bobbin stitched centres, cotton fabric, batting, backing.
- 32. Jenny Rofe** Bolwarra Heights, NSW
'Miniature Baltimore' 37 x 37 cm
Miniature
This quilt features my own designs/patterns which were inspired by traditional Baltimore Album quilts from the 1800's. The 3¼" blocks have been hand appliquéd and hand embroidered, mostly in traditional reds and greens on a homespun background.
- 33. Kay Haerland** Green Point, NSW
'Letter from Santa' 14 x 10 cm
Miniature
Inspired by an old photograph I took of our young son in the USA. He was hoping to collect a letter from Santa! It's a long reach up to our letter box. A magical moment.
- 34. Felicity Scott** Miranda, NSW
'Who Stole The Moon?' 30 x 21 cm
Miniature
Tiny pieces of fabric swirling in a sea of skewed log cabin blocks. Foundation pieced, appliquéd, embroidered and quilted by hand. The smaller the better!

- 35. Joan Reynolds** Coffs Harbour, NSW
'Fantail' 64 x 74 cm
Small or Wall Quilt - Amateur
While visiting Coffs Quilt Show, I discovered this pattern and fell in love with it and wanted to make it.
Quilt Design by Sion Wyn Lee
- 36. Linda Steele** Park Orchards, VIC
'Firelight' 63 x 97 cm
Pictorial Quilt
An eerie glow settles over the landscape when a bushfire is near. Needle felted wool, free machine thread painting and hand embroidery.
- 37. Brenda Gael Smith** Copacabana, NSW
'Grasslands' 66 x 83 cm
Small or Wall Quilt - Professional
On a clear day, you can see forever.
- 38. Lisa Davies** Homebush, NSW
'Maharajahs Garden' 77 x 77 cm
Small or Wall Quilt - Amateur
I have used the origami folding technique with fabric to obtain a 3D effect with the flowers for something a little different.
- 39. Glenda Wise** Balgownie, NSW
'Keith's Retirement Quilt' 77 x 99 cm
Small or Wall Quilt - Amateur
My husband retired in June 2015 after working as a medical microbiologist for 35 years. He requested a quilt representing some of his favourite bugs (bacteria and fungi) which cause infections. The names are all recoded on the label.
- 40. Judy Day** Lindfield, NSW
'Tulips for Love' 78 x 81 cm
Small or Wall Quilt - Professional
Inspiration came from a replica of an 1850 cot quilt made by Cindy V. Hamilton and pictured in her book 'Medallion Quilts' 2006. I drafted the design myself. It is all hand appliquéd, including the central star and hand quilted.
Antique Quilt c.1850
- 41. Annemarie Smithers** Moss Vale, NSW
'Hexadaisy' 58 x 58 cm
Small or Wall Quilt - Amateur
Hexadaisy was Foundation Pieced and quilted on my domestic machine. It is from a pattern called 'Hexadaisy', purchased on-line from "Piece by Number". All fabrics from my own stash.
Quilt Design by Piece By Number
- 42. Brenda Gael Smith** Copacabana, NSW
'High Country Lupins #4' 78 x 81 cm
Art Quilt
Spring in the high country brings swathes of colour.
- 43. Kay Haerland** Green Point, NSW
'Sundown' 61 x 61 cm
Mixed Techniques - Anything Goes!
The intense light that glows at sundown in the glen is amazing. It lights up the autumn colours and everything becomes magical before the darkness sets in. The vines meander through the trees and branches. I wanted an abstract feel to this piece.
- 44. Trish Fleming** Epping, NSW
'Felt Crazy' 85 x 77 cm
Mixed Techniques - Anything Goes!
Created in a class with Val Moore. Many of the designs are Val's and some are my own or patterns from magazines. Val inspired me to experiment with different stitching and embellishments. It was a very rewarding experience.
Quilt Design by Val Moore
- 45. Sandy Corry** North Boambee Valley, NSW
'Dracena Marginata' 52 x 36 cm
Pictorial Quilt
A photograph of the copper water feature with the beautiful potted Dracaena Marginata growing near it in my courtyard, recreated in this wholecloth quilt.
- 46. Lisa Walton** Lewisham, NSW
'Gothic Window' 110 x 100 cm
Mixed Techniques - Anything Goes!
Fascinated by the variety of windows in Cathedrals seen all over Europe. The stonework, the layers and the designs create textural inspiration.
- 47. Carolyn Sullivan** Bundanoon, NSW
'One Jumped' 89 x 148 cm
Mixed Techniques - Anything Goes!
The flowers of the desert, hand stitched to cover the surface of the quilt.
- 48. Michelle Law** Downer, ACT
'Seven Garden Maze' 89 x 102 cm
Small or Wall Quilt - Amateur
Garden mazes are full of wrong turns, beautiful gardens, confusion and triumphant discoveries - they are also a metaphor for life. I am thankful to my friend Cathy Miller for designing this quilt and allowing me to make my own Seven Garden Maze.
Quilt Design by Cathy Miller
- 49. Chris Timmins** GRAFTON, NSW
'Triangles' 100 x 100 cm
Modern
Quilt designed using two different sized half square triangles to create a modern design. Machine pieced and quilted.
- 50. Susan Veness** Saratoga, NSW
'Clockwork Orange' 100 x 40 cm
Art Quilt
Living with an amateur clock repairer inspired me to make this quilt. Cogs, pendulums, hands and other parts are represented using rust and natural dyeing, screen- printing, pastel rubbing and ink-tense pencils.
Hand quilted with gold thread.
- 51. Sandy Corry** North Boambee Valley, NSW
'Out of This World' 100 x 40 cm
Mixed Techniques - Anything Goes!
A small tree is planted. It grows into a rainforest giant, providing shelter and food. In time, it withers and dies. Time measures many things on Earth but outside this Universe there is no time. There is Eternity, with no beginning and no end.

52. Julie Harding Toormina, NSW
'Blast from the Past' 100 x 40 cm
Pictorial Quilt

I designed 'Blast from the Past' after seeing crocodiles in the wild. Crocodilia are spiralling in a prehistoric time vortex, then blast into the 21st century as ancient cousins of the dinosaurs. Appliqué, painting, free machining.

53. Judith Thomson Bega, NSW
'Lifecycle' 100 x 40 cm
Art Quilt

This quilt explores the cycle of life and was inspired by watching our swallows nest this spring. The nest itself was drawn from a magpie's nest which I found on the ground after a storm. The quilt top was drawn and coloured using ink pens.

54. Mary E Williams Summertown, SA
'Leonotis Leonurus – Gone to Seed' 78 x 102 cm
Art Quilt

The Leonotis Leonurus or Lion's Ear is a tall colourful plant. The lance like leaves, bright orange flowers and ball like seed heads are the inspiration for this abstract triptych. Extensive threadwork, heat treated organza and hand stitching.

55. Yvonne Line Leumeah, NSW
'And to Each Has Its Season' 99 x 79 cm
Art Quilt

Leaf shapes are used as a metaphor for the evolution of life. The challenge that I set myself was to use non-patterned fabric, simplify design elements and emphasize the use of a restricted pallet with strong colour values.

56. Anonymous NSW
'Why Domestic Violence Persists' 100 x 100 cm
Art Quilt

These are quotes from my life and my experience with domestic violence. I am sure that other people have some real doosies! Domestic violence of any sort is unacceptable. Let's teach our children to recognise and reject this evil in our world.

57. Merelyn Pearce Gerroa, NSW
'Cockatoos and Magnolia' 75 x 110 cm
Small or Wall Quilt - Professional

Hand appliquéd, trapunto and machine quilted. Made for the love of Art Nouveau and Cockatoos. Artwork by M P Verneuil & M E Grasset

58. Carolyn Collins Berry, NSW
'LeafLines #20 Wind & Storm' 80 x 102 cm
Art Quilt

I work with a combination of hand-dyed fabrics and batiks using machine appliqué and quilting. I am inspired by my garden and its changing light and moods; in this piece the dark skies, eerie light and flying leaves of a windy and stormy day.

59. Jenny Bacon Maryborough, VIC
'Photosynthesis' 90 x 90 cm

Small or Wall Quilt - Professional

An almost wholecloth, using a commercial digital print by Laura Kemshall, and commercially hand dyed fabric. Photosynthesis is the chemical reaction that supports all life on earth, through the uptake of carbon dioxide and production of carbohydrate.

60. Fiona Hammond Lake Bathurst, NSW
'Floating Landscape' 55 x 169 cm
Art Quilt

With this quilt, I am continuing to play around with separately quilted design elements, which I then attach to a pre-quilted background. I have incorporated some hand stitching into some of the design elements, plus the wavy horizontal lines.

61. Lorraine Parker Moonee Beach, NSW
'Vortex' 90 x 90 cm
Art Quilt

My abstract quilt is predominantly colour, shape and texture. The lines are almost circular and based on the movement of the sea. I wanted the sun or moon to be reflected in to the depths and this to me became a vortex.

62. Judi Nikoleski Charlestown, NSW
'Purple Harvest' 78 x 45 cm
Art Quilt

Small children love to pick fruit from our mulberry tree and climbing a ladder makes it even more exciting. The result is beautiful purple hands. Printed and paint dyed with some puff base on whole cotton cloth, finished with free machine quilting.

63. Yvonne Line Leumeah, NSW
'Ode to the Shearer' 95 x 76 cm
Art Quilt

The shearers' bunk house was made from planks and unlined. Holes had been filled with scraps of material and newspaper to stop the drafts. Some roughly made waggas hung between the beds for privacy. Bedding was often roughly sewn and well worn.

64. Judi Nikoleski Charlestown, NSW
'Lorikeets Blooming' 82 x 62 cm
Pictorial Quilt

Three troublesome and noisy lorikeets swirl above rhythmic rows of grape vines and appear as flowers blooming above a sea of green. Printed and dye painted whole cotton cloth, finished with free machine quilting.

65. Di Bracey Vaucluse, NSW
'Hillside Houses' 97 x 77 cm
Small or Wall Quilt - Amateur

Hillside Houses was made from Cristina Tepsick's Hillside Houses pattern which she published as a Quilt-a-long on her blog last year (prettylittlequilts.blogspot.com). I enjoyed using these lovely solids to create this quilt.

Photography Policy: Please respect our members' copyright.

Quilt photography is permitted for personal use only. Images must NOT be published online or in other media unless you have consent of the relevant quilt maker.

If you wish to photograph and publish for commercial purposes, please apply to the Membership desk for special permission.

- 66. Chris Berwick** Rathmines, NSW
'Three Sisters' 86 x 45 cm
Small or Wall Quilt - Amateur
This table runner was a project from Anne Sommerlad's Blackheath Retreat in 2015. This was an great weekend from which proceeds raised by Rotary went to Interplast sending medical teams to third world countries. 3 projects, 3 days & 3 tutors.
Quilt Design by Anne Sommerlad
- 67. Di Jobbins** Zetland, NSW
'Bella Italia' 98 x 77 cm
Small or Wall Quilt - Amateur
The colours in this sunny quilt remind me of the hillside houses I've seen above little coastal villages in Italy. Made from a free PDF pattern by Cristina Tepsick for the Hillside Houses Quiltalong on her blog www.prettylittlequilts.blogspot.com
- 68. Wendy Cross** Strathfield, NSW
'Autumn Leaves' 88 x 50 cm
Small or Wall Quilt - Amateur
A challenge quilt. I was given some hand-dyed fabric, thread and some beads. The only instructions were "Do what you like". And this is the result! I used a variety of hand-dyed fabrics, ribbon and silk cocoons to embellish the tree and only 1 bead.
- 69. Isabella Klompe** Double Bay, NSW
'My Garden' 63 x 143 cm
Small or Wall Quilt - Amateur
A triptych of a garden. One is of a city garden, middle is of an outback garden, last but not least a fantasy garden – to cover the whole 'it is all fantasy'. The quilt was quilted first then the design was machine appliquéd and then embellished.
- 70. Lisa Walton** Lewisham, NSW
'Sheer Origami' 100 x 100 cm
Mixed Techniques - Anything Goes!
Inspired by the qualities of painted transparent silk organza layers combined with simple folds. The creation of additional patterns caused by the folds and secondary patterns from the painted base creates even more dimension.
- 71. Robyn Eves** Woronora, NSW
'Ebb Tide at Woronora' 108 x 45 cm
Art Quilt
On many days I've watched the ebb and flow of the tides reveal patterns in the sand flats around the mangrove trees and their roots. When branches fall and decay, algae and barnacle covered chunks remain scattered on the beach.
- 72. Judy Hooworth** Morrisset, NSW
'Creek Drawing #8' 123 x 164 cm
Art Quilt
Patterns on water. Handpainted cottons by the artist. Acrylic paints and ink. Machine pieced. Machine quilted.
- 73. Glenda Wise** Balgownie, NSW
'Exploring Log Cabins' 115 x 131 cm
Small or Wall Quilt - Amateur
Following a class with Emiko Toda Loeb in 2013, I have continued to explore her methods of log cabin construction.
- 74. Wendy Cross** Strathfield, NSW
'A Long Time Ago in Bethlehem' 112 x 112 cm
Small or Wall Quilt - Amateur
This project reawakened my love for hand embroidery. A Block of the Month that was more like a Block of the Year, but great fun to make. I echo quilted in the blocks and ditch-stitched the sashings and borders.
Quilt Design by Sugarlane Designs
- 75. Dianne Firth** Canberra, ACT
'Earth Bones #2' 110 x 122 cm
Small or Wall Quilt - Professional
When on long road trips with children, it is fun to imagine the bones of giant animals lying under hills and ridges - but what monsters are they?
- 76. Wendy Nutt** Lemon Tree Passage, NSW
'Self Image' 110 x 110 cm
Modern
A quilt depicting the beginning of my quilting journey. Surrounded by so many traditional quilters, yet seeing myself as being different. A quilting group challenge to use a traditional block.
- 77. Elizabeth Rose** Queanbeyan, NSW
'Psychedelic Weaving' 108 x 108 cm
Small or Wall Quilt - Professional
Inspired by a year-long group design challenge. Random-pieced gently curved strips inserted into black background, incorporate the design elements for each month of the challenge. Machine quilted using cotton thread and cotton Perle bobbin work.
- 78. June Kelly** Coffs Harbour, NSW
'A Moment in Time – 17th Century' 103 x 102 cm
Small or Wall Quilt - Professional
This quilt is not a replica but my inspiration is from a 17th Century 'Pillow Sham'. I used a fine linen on the front and cotton backing. For the lily and leaf centre, I used trapunto. I redesigned the centre and drew up my church windows accordingly.
- 79. Helen Godden** Canberra, ACT
'Waratah' 100 x 158 cm
Mixed Techniques - Anything Goes!
Bleach painted on black cotton and over painted with dye, capturing the majestic beauty of the proud Waratah. The artist painted this quilt top in 2007 and then 'misplaced' it. One day to paint and only 2 days to quilt, with 9 years in between!
- 80. Judith Rona** Bondi, NSW
'The Oldest Hatred' 105 x 71 cm
Small or Wall Quilt - Amateur
'Anti-semitism never dies. It just changes shape.'
Experiment with free-piecing hexagons: what is a hexagon but three pairs of parallel edges?
- 81. Dorothy Clee** Tumut, NSW
'Walled Garden' 115 x 90 cm
Pictorial Quilt
This quilt was inspired by a trip to England where I visited Broughton Castle. The quilt is constructed using appliqué (using batiks, printed and tone on tone patchwork fabric), couching, free machining embroidery and quilting. And has paint highlights.

- 82. Joy McPadden** Ocean Grove, VIC
'Beyond the Shore' 110 x 82 cm
Art Quilt
My emotional recharge often happens at the beach, regardless of the weather. This piece started with 'seeing' figures and shapes in the waves. It also has imagination as an ingredient.
- 83. Trish Fleming** Epping, NSW
'Noshi Ribbons' 108 x 88 cm
Small or Wall Quilt - Amateur
Created in a class with Val Moore. This Noshi Ribbon pattern was designed by Val. The stitching in this quilt is called Sashiko, a Japanese stitching technique dating back to the 15th century.
Quilt Design by Val Moore
- 84. Yvonne Williams** Wallaroo, NSW
'Food For Thought' 105 x 99 cm
Small or Wall Quilt - Professional
A group challenge involved different techniques/colour description being chosen each month. The colour description provided inspiration for each appliqué motif. Machine pieced, raw edge appliqué and quilted, painted highlights.
- 85. Kerry Ritson** Clareville, NSW
'Lotus Pond' 75 x 120 cm
Small or Wall Quilt - Amateur
This photograph of a lotus pond wanted to be made into a quilt almost before I took it on a sunny day in Kyoto, Japan. The large leaves were simple shapes which just needed embellishment.
- 86. Neroli Henderson** St Kilda, VIC
'Glimmer' 96 x 140 cm
Art Quilt
In the darkness there is always the promise of hope, of light just over your shoulder. Own photograph taken in the Yarra Valley, giclée print onto tissue thin silk, metal foil and extensive quilting with ultra fine 100wt thread. Trapunto.
- 87. Neroli Henderson** St Kilda, VIC
'Plight of the Bumblebee' 99 x 40 cm
Pictorial Quilt
Flower: Needle felted velvet (yellow centre), free-machine embroidery (pink middle), metallic fabric paint, trapunto, holographic foil (dew drops).
Bee: Metallic paint, Angelina fibre wings with free machine embroidery, fused appliqué.
- 88. Sandra Lyons** Oyster Bay, NSW
'Phoenix Rising' 100 x 70 cm
Pictorial Quilt
'Phoenix Rising from Windmills and Cottages to Cranes and Skyscrapers'. I am interpreting a number of buildings around Sydney using a variety of textiles. This one was silks and organza. It is from a photograph taken near Barangaroo.
- 89. Anna Brown** Bungwahl, NSW
'Canopy 3' 96 x 140 cm
Art Quilt
This piece is inspired by the beautiful eucalypts growing near my home and the patterns which form when gazing through their canopies.
- 90. Prunella Noonan** Avalon, NSW
'Supernova' 100 x 70 cm
Mixed Techniques - Anything Goes!
Somewhere deep in space a star explodes, shattering light through the universe.
- 91. Barbara Mellor** St Helens, TAS
'Irises' 98 x 136 cm
Mixed Techniques - Anything Goes!
Irises (Dyptich)
I've always been fascinated by the miraculous unfurling of iris petals and how such beautiful flowers can emerge. The irises and leaves have been hand painted then applied using raw edge machine appliqué.
- 92. Cathy Jack Coupland** Breakfast Point, NSW
'Referencing Sonia' 100 x 70 cm
Art Quilt
Original design inspired by felt worked by a friend. This work is reminiscent of the work of Sonia Delaunay - hence the name. Free machine embroidered using rayon.
- 93. Casey Waite** Grafton, NSW
'Platypus in the Wild' 100 x 50 cm
Small or Wall Quilt - Amateur
Art inspired quilt. Background sections added one at a time, joined with blind hem stitch and free motion quilted. Platypus created using thread painting, hand stitching and beading to enhance the design, then hand appliqué onto background.
- 94. Carolyn Davis** Woolwich, NSW
'Coneflowers' 100 x 140 cm
Small or Wall Quilt - Amateur
Enjoyment from a piece of Reece Scannell fabric with a border to enhance it.
- 95. Charlene Cairn** Harden, NSW
'Rows and Rows' 101 x 83 cm
Small or Wall Quilt - Amateur
We were expecting a great-grandchild without knowing its gender, so I made this quilt in readiness for a boy. A girl was born so we gave her the girly quilt and kept this one for later.
Quilt Design by Jaybird Quilts
- 96. Maureen Teager** Elanora Heights, NSW
'Insomnia' 104 x 90 cm
Modern
When I started this quilt it was going to be a segmented circle on black. Then my insomnia took over and this is what happened.
- 97. Janine Dixon** Tathra, NSW
'Every Which Way' 105 x 84 cm
Modern
My quilt is inspired by the glass art of Klaus Moje. I enjoyed using commercially printed striped fabrics to create secondary patterns. The quilt is completely machine pieced and quilted.
- 98. Anna Brown** Bungwahl, NSW
'FLORA: Eucalyptus 2' 122 x 106 cm
Art Quilt
The eucalypts that grow in the Great Lakes district of NSW are the inspiration for this quilt. Screen printed cotton fabric.

- 99. Rhonda Langhorne** Kellyville, NSW
'Peekaboo leaves' 125 x 110 cm
Modern
Playing with fabric to make a backing, I came up with this design and then thought it would be a better top than back, hence peekaboo leaves.
- 100. Carolyn Sullivan** Bundanoon, NSW
'Affinity 3' 125 x 125 cm
Art Quilt
Views of the grasslands of Central Australia.
- 101. Louise Stuart** Woodford, NSW
'First Sampler' 150 x 150 cm
Traditional Hand Quilted - Amateur
Thoroughly enjoyed making my first sampler quilt, which started as a sent block of the month. I completed the quilt through classes, adding different blocks and learning a wide variety of techniques. Loved every minute and the result.
Quilt Design by Material Obsession
- 102. Patricia Bowdler** Summer Hill, NSW
'Nouveau Plume' 150 x 138 cm
Small or Wall Quilt - Amateur
This quilt continues my love affair with the Art Nouveau Movement. I love the challenge of interpreting these beautiful designs as a quilt. Made using quilt-as-you-go appliqué, my favourite method.
- 103. Rae Cashman** Burleigh Waters, QLD
'King George III' 178 x 137 cm
Entrant's Top / Commercially Quilted - Small
I loved this pattern from Somerset, based on the antique "King George Reviewing The Volunteers" quilt and loved making it.
Quilt Design by Somerset Designs
Machine quilted by Jo-Ann Phillips, Quiltwise
- 104. Pauline Grace** Bradbury, NSW
'Turquoise Path' 170 x 135 cm
Modern
Every now and then a challenge is made by those who know me, this time it's to use a range of modern fabrics. I loved making this quilt and the freedom of hand quilting.
- 105. Carolina Da Mata** Liverpool, NSW
'In Full Bloom' 159 x 137 cm
Predominantly Appliqué - Amateur
I've got a beautiful garden that's in full bloom. I made the quilt to celebrate my garden.
Quilt Design by McKenna Ryan
- 106. Petal Davies** Faulconbridge, NSW
'Flights of Fancy' 173 x 136 cm
Pictorial Quilt
Flights of Fancy is my representation of Japanese art and design using kimono silks and cotton fabrics and a range of techniques, including appliqué, Afghani piecing, hand and machine piecing, free machine embroidery and embellishment, and soluble fabric.
- 107. Wendy Wild** Panania, NSW
'Eclipse' 185 x 135 cm
Traditional Machine Quilted - Amateur
This quilt was started in a workshop with Bill Kerr in 2015. Fabrics have been selected by value and hue to give the appearance of transparency in the arcs.
Quilt Design by Modern Quilt Studio
- 108. Jennifer Roberts** Millfield, NSW
'The Schoolteacher' 166 x 132 cm
Entrant's Top / Commercially Quilted - Small
This quilt was all English Paper Pieced in 1930's fabric then appliquéd to border with a backing made of the border fabric.
Quilt Design by P Prins & A Moonen
Machine quilted by Louise Baker, Quilted Threads
- 109. Julie Harding** Toormina, NSW
'Floating Blocks' 188 x 132 cm
Modern
Various fabrics have been used to create this modern style scrappy quilt where blocks of colour appear to be floating on a white base. Piecing and free machine quilting help complete the design.
- 110. Kathy Thorncraft** Homebush, NSW
'Dance Magic Dance' 178 x 132 cm
Pictorial Quilt
A pixelated face of David Bowie (1947 - 2016) as the Goblin King in the movie Labyrinth, designed using YouPatch software. It was exciting to see this quilt come to life, especially being able to quilt a Labyrinth pattern into it.
- 111. Pat Godden** Canberra, ACT
'Zinnias' 165 x 135 cm
Entrant's Top / Commercially Quilted - Small
Zinnias pop their pretty heads above the fence from our neighbour's home. Symmetry and beauty, begging to become a quilt. Hand stitched black bias for a stained glass effect plus all the extra critters that call this garden home.
Machine quilted by Helen Godden, HelenGodden.com
- 112. Suzanne Laird** Lawson, NSW
'Tree of Life: Mountain Bushwalk' 184 x 133 cm
Predominantly Appliqué - Amateur
My interpretation of the Tree of Life celebrates my bushwalking experiences in the Blue Mountains. Flower, tree and bird forms were combined and reinterpreted in colours representing the delights of being in the bush. Cotton, linen, varied threads.
- 113. Margaret Cormack** Dural, NSW
'For the love of Dogs' 172 x 134 cm
Predominantly Appliqué - Professional
I made this quilt in memory of all the dogs that have brought such happiness to me and my family. This is my variation of McKenna Ryans' quilt, 'Dog Park'. All our dogs past and present are in the quilt.
Quilt Design by McKenna Ryans
- 114. Eileen Campbell** Kew, VIC
'Brolgas and Butterflies' 146 x 131 cm
Predominantly Appliqué - Professional
My own original design. An Australian themed 'Tree of Life' quilt featuring brolgas and butterflies. The leaves and sashing are all M&S Textiles aboriginal prints. Machine appliquéd, embroidered, pieced and quilted on a domestic machine.

115. Jennifer Ramsay Balgownie, NSW
'Hexagons Charm' 169 x 137 cm

Entrant's Top / Commercially Quilted - Small

I was attracted to this pattern from Quiltmania and used a charm pack mainly for the darker fabric and lights from my stash. My fellow member and friend Glenda Wise quilted it with great flair and imagination!

Quilt Design by Collette Belt

Machine quilted by Glenda Wise

116. Wailyn Mar South Coogee, NSW
'Merroo Mystery' 178 x 136 cm

Entrant's Top / Commercially Quilted - Small

Mystery quilt.

Quilt Design by Deborah Nichol

Machine quilted by Anne & Nick MacGee, Country Quilting

117. Susan Lindsay Dundas Valley, NSW
'All Things Bright & Beautiful' 146 x 138 cm

Display Only

I love tree of life type quilts. I made this one in bright colours. The inspiration came from a very old photo of a pattern by June Moon. Quilted by Lyn Hudson.

Quilt Design by June Moon

118. Glenda Boundy Whitebridge, NSW
'Joined at the Heart' 150 x 150 cm

Entrant's Top / Commercially Quilted - Small

English Paper Piecing using rounded thimbles cardboard shape, putting them together while I was out of action not being able to sew with a broken elbow and an operation on a thumb reconstruction. 'Thank goodness for paste.'

Quilt Design by Sue Daley

Machine quilted by Kay White, Kay's Quilts

119. Therese Rankmore Gunnedah, NSW
'Translation' 125 x 125 cm

Modern

A modern quilt sampler using improvisational piecing and freehand cutting with bright batiks contrasting the white, walking foot quilted background. The individual blocks can be re-arranged into different configurations via hidden buttons and tabs.

120. Jennifer Fenwick Speers Point, NSW
'Double Delight' 126 x 126 cm

Small or Wall Quilt - Amateur

Two very different quilts in one were produced by combining batiks and cottage prints. Each section was firstly machine quilted then appliquéd using two different techniques: machine appliquéd (front), needle-turn appliquéd (back). Sections were joined with sashings.

Quilt Design by Pam Furniss

121. Julie White North Turrumurra, NSW
'Egyptian Memories' 169 x 149 cm

Entrant's Top / Commercially Quilted - Small

I designed this quilt around the Egyptian patterned fabric of Gods and Hieroglyphs incorporating complimentary patterns to highlight the design.

Machine quilted by Sue Olma, So She Quilts

122. Gail Sadleir Engadine, NSW
'Millefiore' 151 x 151 cm

Traditional Machine Quilted - Amateur

After a visit to Florence in Italy some years ago, I was interested in millefiore jewellery and recently millefiore mosaics. I designed a pattern using Foundation Piecing. My work is a duodecagon inside a square. I have used cotton fabrics.

123. Grace Widders Gladesville, NSW
'Hexies to Heaven' 183 x 153 cm

Modern

Using the hexagon shape from the cream silk fabric, the 'Hex-n-more' template, the divine shot cotton fabric, then after three attempts on the design wall, a stairway to heaven appeared!

124. Springwood Community Blaxland, NSW
Quilt Show Committee

'Lots of Dots'

184 x 155 cm

Group/Collaborative Quilt

Our 2016 Raffle Quilt from our April quilt show. Made by 11 members of the show committee and featuring Foundation Piecing, English Paper Piecing and appliqué. Quilted by Susie Anderson from Leura Quilting.

Quilt Design by Chris Jurd

125. Dianne Ginis Bellingen, NSW
'Double Pinwheel' 156 x 156 cm

Entrant's Top / Commercially Quilted - Small

I utilised my stash only to create this lovely quilt.

Quilt Design by Chris Timmins

Machine quilted by Anne & Nick MacGee, Country Quilting

126. Joy Cook Nowra, NSW
'Joyful Star' 180 x 157 cm

Traditional Machine Quilted - Amateur

My combined love for Flying Geese and new techniques led to this design. Stars are paper pieced through paper while Flying Geese are paper pieced with freezer paper. I thoroughly enjoyed making this quilt.

Quilt designed by self and Cinzia White.

127. Julie White North Turrumurra, NSW
'The Tree of Life' 165 x 158 cm

Entrant's Top / Commercially Quilted - Small

The centre panel is from Michele Hill's 'Morning Glory' quilt. The borders I adapted from that panel adding other features, the central top bird and the rabbits at the bottom.

Quilt Design by Michele Hill

Machine quilted by Sue Olma, So She Quilts

128. Liz Aitken Bonnet Bay, NSW
'Mellow Yellow Quilt Sampler' 159 x 159 cm

Traditional Machine Quilted - Amateur

Mellow Yellow is a "Quilt-As-You-Go", sampler quilt made using the Westalee Rulers during an online course. I learned the techniques and adapted them and added my own free motion quilting. The yellow thread and yellow binding inspired its name.

Quilt Design by Leonie West

- 129. Katrina Hadjimichael** Harrington Park, NSW
'Wentworth' 158 x 158 cm
Entrant's Top / Commercially Quilted - Small
This quilt combines lots of my favourite things: English Paper Piecing, hexagons, heart shapes and lots of fussy cutting from my stash of blue and brown reproduction fabrics. Named after Captain Wentworth in Jane Austen's novel "Persuasion".
Machine quilted by Belinda Betts, Eucalypt Ridge Quilting
- 130. Jessica Wheelahan** East Lindfield, NSW
'Space invaders' 162 x 158 cm
Modern
Seeking to create movement using line and colour and traditional blocks. My eye darts around the quilt and I am reminded of early computer games. I create my quilts using a collage approach and love to combine different materials and texture.
- 131. Margy Syrett** Darlinghurst, NSW
'I Love My Scrapbag' 180 x 155 cm
Entrant's Top / Commercially Quilted - Small
These fabrics have all either appeared in previous projects or were 'leftovers' from friends. Such fun to rummage in my scrap bags, make the combinations and then find the fabrics to unite them all. My first handpieced quilt top.
Quilt Design by Anne Sommerlad
Machine quilted by Sue Rowles, Sue's Top Finish
- 132. June Kelly** Coffs Harbour, NSW
'Coneflowers' 156 x 156 cm
Traditional - Professional
Based on a Jane Sassaman design also using fabrics from her range. She designed this quilt with 'Modern' quilters in mind. Machine pieced and totally outline quilted on my domestic machine, partly Bernina 1090 and partly Bernina B720.
Quilt Design by Jane Sassaman
- 133. Susanne Cody** Mosman, NSW
'Flora and Fauna – Tribute to Mary Jane Hannaford' 184 x 154 cm
Predominantly Appliqué - Professional
Inspired by the Mary Jane Hannaford quilts held at the National Gallery of Australia. With its distinctly Australian theme, this quilt features native birds and animals, boab tree, waratahs, wattle, spinifex, callistemon and hakeas. This is our island nation gift by sea.
- 134. Maureen Teager** Elanora Heights, NSW
'While He Was Sleeping' 182 x 154 cm
Traditional - Professional
English Paper Pieced, stars fussy cut. Intended to be a long slow project but I became addicted and had to finish it.
Quilt Design by Cherry Pie Designs
- 135. Kathy Thorncraft** Homebush, NSW
'NiteFlyer' 150 x 150 cm
Modern
This is the first all solids quilt I've done and I love how the punchy colours stand out from the charcoal. It contains simple modern geometric shapes and lots of negative space and incorporates dense quilting to add texture.
- 136. Valerie Garton** Sydney, NSW
'Across the Towns' 160 x 150 cm
Predominantly Appliqué - Amateur
A deconstructed version of Wendy Williams's 'Round the Garden' with some additions of my own to make it more like my own and that was fun.
Quilt Design by Wendy Williams
- 137. Jennifer Roberts** Millfield, NSW
'Scraps Galore' 171 x 169 cm
Entrant's Top / Commercially Quilted - Small
English Paper Pieced hexagon and diamond centre with one border of scrappy appliquéd diamonds then a final border of scrappy piano keys.
Machine quilted by Louise Baker, Quilted Threads
- 138. Jill O'Connor** Thornleigh, NSW
'Cut Loose' 153 x 153 cm
Modern
Designed as a series of vague sketches, all pieces were free cut with scissors or rotary cutter, without rulers. Essentially design-as-you-go, in response to colour and shape. Improvisation with intent, influenced by Gwen Marston's aesthetic.
- 139. Wendy Wild** Panania, NSW
'Look Ma, No Hands' 170 x 163 cm
Modern
Strips have been rotary cut without a ruler to create organic, improvisational curves which were then sewn into strings. Original design, inspired by the string score technique from The Improv Handbook for Modern Quilters by Sherri Lynn Wood.
- 140. Carol Timmins** Blackwall, NSW
'Colour Magic' 165 x 165 cm
Traditional Machine Quilted - Amateur
This Quilt is all foundation pieced, made in a class with Jacqueline deJonge at AQC in 2015 using Jacqueline's 'Circle of Life' quilt pattern and fabric supplied in her kit.
Quilt Design by Jacqueline de Jonge
- 141. Linda Akehurst & Sharon Andrews** Colo Vale, NSW
'Squaremazing' 164 x 164 cm
Modern
Inspired by a graphic design of Clarence P Hornung in his book "Geometrics." Foundation pieced on Vilene. An experiment in colour and narrow piecing. I enjoyed the challenge and learned much.
- 142. Vicki Jenkin** Horsham, VIC
'Pointy Plates' 161 x 161 cm
Traditional - Professional
A simple quilt using some favourite fabrics, allowing space to showcase the quilting which is a combination of hand-guided and computerised. The border added a challenge! It's probably not unique, but I've not seen a quilt finished like this before.
- 143. Robyn Shipton** Church Point, NSW
'From Little Strips Big Quilts Grow' 185 x 160 cm
Traditional Hand Quilted - Amateur
Lots of odd strips from my stash and from work's scrap basket came together and formed 13" pieces of "fabric". Cut into half square triangles and 2.5" strips, the quilt grew and grew. Had the best fun "playing". Thanks Material Obsession for great fabrics.

144. Anita Brown Granville, NSW
'New Directions' 160 x 160 cm
Modern

This quilt uses only hand dyes, some of which came from a workshop with Belinda Davies whilst the rest were done with Denise Fagan. It was a good opportunity to mix hand and machine quilting which enhances the design.

145. Glenys Wallbridge Grafton, NSW
'Moonlight' 160 x 160 cm
Traditional Machine Quilted - Amateur

Half square triangle centre surrounded by appliquéd blocks. Made from Kaffe Fassett fabrics left over from another quilt plus some homespun. It is machine appliquéd and pieced.

146. Pam Russell Concord West, NSW
'Batik Beauties' 183 x 160 cm
Traditional Machine Quilted - Amateur

My collection of Batiks has been growing over the years to make this quilt. "It didn't use up much of the stash though!" A favourite block for a long time. Based on Chris Jurd's Reproduction Beauties pattern with extra blocks included.
Quilt Design by Chris Jurd

147. Jann Dodds Kellyville, NSW
'Circles of Wonder' 157 x 157 cm
Traditional Machine Quilted - Amateur

From starting this quilt I was wondering what I'd done, if I'd ever attempt curved piecing again, and why has it been such a long time since I used bright colours. It represents a new phase in my journey.
Quilt Design by Michelle Marvig

148. Rachael Porter Woongarra, NSW
'Victorian Tiles' 163 x 163 cm
Entrant's Top / Commercially Quilted - Small

Victorian Tiles was an exercise in seeing how many different effects I could get out of one piece of fabric. The medallion star centre, hexagons and the centres of the border blocks are all fussy cut out of one fabric. There is a pattern available.
Machine quilted by Jan Foster, Red Shed Quilting

149. Lynn Hewitt Caringbah, NSW
'Underground Railroad Code' 165 x 164 cm
Traditional - Professional

During the American Civil War, a system called the underground railroad assisted escaping slaves by displaying quilts of certain designs from the 'code'. Eleanor Burns based her quilt and book on the book 'Hidden in Plain View' by Jacqueline L Tobin.
Quilt Design by E Burns & S Bouchard

150. Stephaney Lukunic Carlingford, NSW
'Windmills' 167 x 167 cm
Traditional Machine Quilted - Amateur

Based on a table runner by Amanda Daly and made in her class. By padding, folding and hand stitching each of the 'windmill arms', created a pocket effect. As a result, the quilt is both heavy and warm. Pieced and quilted on a Pfaff Classic Style Q 2027.
Quilt Design by Amanda Daly

151. Barbara Radzevicius Bondi, NSW
'Dreaming of Venice' 152 x 168 cm
Traditional Hand Quilted - Amateur

This quilt is homage to the Jewish Murano glass makers of medieval Venice. The juxtaposition of the translucent colour and the saturated stars form a cohesive flow of light.
Quilt Design by Katja Marek

152. Jennifer Ramsay Balgownie, NSW
'Judy's Blocks' 170 x 170 cm
Traditional - Professional

All the block patterns in my quilt are from Judy Martin's 'The Block Book'. I enjoyed making and quilting these blocks using lovely toning fabrics from my stash.
Quilt Design by Judy Martin

153. Mandie Tyler Eastwood, NSW
'Meg's Quilt' 179 x 179 cm
Entrant's Top / Commercially Quilted - Small

I was attracted to this design because it allowed me to use several techniques and I hadn't used Japanese fabric before. It became a quilt for my teenage daughter because I thought it would grow with her and she would use it for many years to come.
Quilt Design by Wendy Williams
Machine quilted by Irene Andrews, Irene Andrews Quilting

154. Lorena Uriarte Maroubra, NSW
'I Have This Thing With Floors' 178 x 178 cm
Modern

Geometrically tiled floors and quilts have much in common and have always attracted me. Simplicity, colour and repetition of a fussy cut stripe create a more complex pattern.

155. Margaret McDonald Bendigo, VIC
'Oscillation' 177 x 177 cm
Entrant's Top / Commercially Quilted - Small

Politics in this country is a finely balanced thing! The political machinations of consensus shift constantly. Just when we think we have made advances in social policy, we are fighting social agendas of conservative forces.
Machine quilted by Susan Campbell, Rowdy Flat Quilting

156. Tan Nguyen Marrickville, NSW
'Triple Helix' 174 x 174 cm
Entrant's Top / Commercially Quilted - Small

My red, white, grey and black quilt was made using Drunkard's Path templates by Margaret Kirkby with fabrics sourced from Logan's Patchwork Fabrics. Anne & Nick MacGee complimented my work with their longarm quilting service.
Machine quilted by Anne & Nick MacGee, Country Quilting

157. Lynne Bird Winston Hills, NSW
'Sunflowers' 176 x 172 cm
Display Only

This was completed at a Guild workshop in 2011 with Chris Timmins called 'Take Six 60 Degree Triangles'. It was a fun time. I appliquéd sunflowers on in 2013. Finally finishing it for this show. Commercially quilted by Joanne Knott.
Quilt Design by Chris Timmins

- 158. Heather Middleton** Gymea, NSW
'Friday' 173 x 173 cm
Traditional Machine Quilted - Amateur
Machine pieced, domestic machine quilted. Cotton fabric design from book 'Honoring the Seasons' by Takako Onoyama.
Quilt Design by Takako Onoyamaya
- 159. Heather Willett** Victoria Point, QLD
'Starburst' 186 x 164 cm
Entrant's Top / Commercially Quilted - Small
I saw this quilt on the Somerset Patchwork stand at a 2015 Quilt Show and decided to make it from the kit.
Quilt Design by Karen Styles
Machine quilted by Emma Smith, Quilting at Mt Colah
- 160. Janice Duddle** Glenhaven, NSW
'The Last Dance' 172 x 172 cm
Traditional Hand Quilted - Amateur
The design for this quilt is from a Lynne Alchin design. I have always admired her beautiful work. The assembly for the quilt was most unusual and a little challenging. I have hand and machine pieced it and hand quilted it.
Quilt Design by Lynne Alchin
- 161. Belinda Betts** Orange, NSW
'Facets of Light' 172 x 172 cm
Traditional - Professional
The design was adapted from our yearly group challenge but I changed the design to let me use more fabrics to get the gradations of colours. I have tried to get the centre to shine and the shading to show depth, and am very pleased with the results.
- 162. Lynne Bird** Winston Hills, NSW
'Batik Braid' 175 x 172 cm
Display Only
'Friendship Braid' was appropriate for this project. The fabrics were given by Rosemount Quilters' birthday event for 2009. Each member received a 3" strip of batik from all other members. I pieced the quilt in 2013.
Commercially quilted by Joanne Knott.
Quilt Design by Pam & Nicky Lintott
- 163. Jan Payne** Mosman, NSW
'Starry, Starry Night' 172 x 172 cm
Entrant's Top / Commercially Quilted - Small
This quilt started out based on Karen Cunningham's 'Plain & Fancy' quilt but took on a life of its own. Hopefully, it will be used by one of my grandsons.
Quilt Design by Karen Cunningham.
Machine quilted by Tina Stephan, Quilting by the Beach
- 164. Barn Quilters** Kurraba Point, NSW
'Happy Scraps' 175 x 173 cm
Group/Collaborative Quilt
This quilt was designed using two traditional blocks, The Double Nine Patch and Cross and Chains.
- 165. Susan Power** Bexley, NSW
'When Old Meets New' 174 x 174 cm
Entrant's Top / Commercially Quilted - Small
The appliqué blocks sat in a cupboard for ten years until I got my act together and pieced it. The fill ins are modern as is the border, hence the title. Sue Rowles has quilted it beautifully.
Machine quilted by Sue Rowles, Sue's Top Finish
- 166. Helen Godden** Canberra, ACT
'Ornithology of Oz' 177 x 176 cm
Pictorial Quilt
As the innovative designer of the Handi Quilter couching foot, this artist is celebrating and showcasing the beautiful colours and unique variety of birds found in Australia in her own Yarn Couching quilting style.
- 167. Marianne Roberts** Westleigh, NSW
'Elouera Morning' 178 x 178 cm
Traditional - Professional
This quilt was a joy to make as I raided my stash of pinks and purples. My updated sewing room has a wonderful view of Elouera bushland reserve and I enjoyed the valley views during the cutting and stitching process.
Smith Mountain Morning Quilt Design by Bonnie K Hunter
- 168. Beverly Hunter** Mount Warrigal, NSW
'Beautiful Botanicals' 170 x 155 cm
Predominantly Appliqué - Amateur
Made on one piece of fabric. Needle-turn appliqué using many of my fabric collection pieces. Echo quilted by hand.
Quilt Design by Deborah Kemball
- 169. Barbara Gower** The Oaks, NSW
'Tree of Life' 126 x 93 cm
Small or Wall Quilt - Professional
I was inspired by Klimt, his use of rich colour, spirals and pattern when creating this tree. The quilt is machine pieced and quilted, machine and hand appliquéd, hand embroidered.
- 170. Wendy Williams** NSW, NSW
'Pieces of My Heart' 130 x 130 cm
Small or Wall Quilt - Professional
The background of my quilt is made using 'improv' log cabin style piecing. I have added hearts using wool felt appliqué by hand. The hearts represent my family and friends for whom I give a small piece of my heart.
- 171. Anita Brown** Granville, NSW
'Squaring the Circle' 130 x 130 cm
Traditional Hand Quilted - Amateur
I started this quilt because I wanted a hand sewing project and did not want to waste 'Year of the Dragon' left over fabric. It is entirely a 'quilt-as-you-go' project with no machine stitching at all.
Quilt Design by Mary Clare Clark
- 172. Glen Waples** Erina, NSW
'Flamenco' 130 x 135 cm
Small or Wall Quilt - Professional
'Flamenco' started as 'La Passacaglia' in 'Millefiori Quilts' by Willyne Hammerstein. I enlarged the pattern, English Paper Pieced the shapes and added borders. It reminds me of a flamenco dancer's swirling skirt. Hand pieced, hand quilted.
Quilt Design by Willyne Hammerstein

- 173. Margaret Wallace** Bega, NSW
'Snowy River Landform - Take 2' 102 x 63 cm
Pictorial Quilt
Wonderful impressions from my first visit to, and swim in, the mighty Snowy River prior to the dam being built have stayed with me over the years. This work represents images stored in my memory. Recycled blanket, cotton, satin, many different threads.
- 174. Lynette Thrift** Narraweena, NSW
'Japanese Circles' 131 x 131 cm
Traditional Hand Quilted - Amateur
I designed the quilt to make maximum use of Japanese figure print fabric I received from entering a quilt show many years ago. Figure prints featured in a square, then other were fabrics added. Hand appliquéd and hand quilted.
- 175. Megan Manwaring** Wollstonecraft, NSW
'Coffee in Colour' 132 x 86 cm
Small or Wall Quilt - Professional
Inspired by Giordio Morandi's still life artworks and Kaffe Fassett's Rice Bowl quilt, rows of coffee cups in contrasting colours form my homage to one of life's necessities, coffee!
Quilt Design by Kaffe Fassett
- 176. Francoise Matter** Springwood, NSW
'Mariner's Carnivale' 132 x 132 cm
Small or Wall Quilt - Amateur
This quilt began at the Galong Quilt Retreat, 2015. Our teacher was Chris Jurd. It was fun learning Foundation Piecing and using what I had in my stash for the points.
Quilt Design by Chris Jurd
- 177. Glen Waples** Erina, NSW
'Gone Crazy!' 135 x 125 cm
Small or Wall Quilt - Professional
Challenge No 8 in Victoria Wolfe's '15 Minutes of Play' is the inspiration for the centre of large crazy hexagons. A vine border with multi coloured leaves and hexagons was added to finish. Hand pieced, hand quilted.
Quilt Design by Victoria Findlay Wolfe
- 178. Trudy Johns** The Junction, NSW
'Birds Eye View' 143 x 110 cm
Small or Wall Quilt - Professional
When I picked up this pattern from 'Focus on Quilts' at Pot Pourri Cottage, The Junction, I couldn't wait to start as I love birds and appliqué. Match made in heaven!
Quilt Design by Irene Blanck
- 179. Barbara Mellor** St Helens, TAS
'Blackbirds' 112 x 63 cm
Small or Wall Quilt - Professional
'Blackbirds' has been inspired by William Morris and Michelle Hill. It shows the possibility of using alternative traditional style fabrics in William Morris shapes. Raw edge machine appliqué has been used predominately in this quilt.
- 180. Keiko Arita** Lalor Park, NSW
'Scorpion in the Sky' 136 x 104 cm
Small or Wall Quilt - Amateur
The brightest star of Constellation Scorpion is a red giant star, called Antares, at the heart of the scorpion.
- 181. Barbara Gower** The Oaks, NSW
'Arigato Art Deco' 140 x 116 cm
Art Quilt
Vintage Meisen kimono continue to inspire me. Using these old remnants to create new work is a privilege.
Stitching on them, a joy.
- 182. Sue Dennis** Brisbane, QLD
'Tangled' 141 x 92 cm
Art Quilt
Tangled thoughts like tangled weeds grow in the garden of the mind; reflections on age dementia and how it is affecting my Mother. Hand printed with the actual plants, machine quilted.
- 183. Beth Miller** Kambah, ACT
'Bayon Temple' 135 x 102 cm
Pictorial Quilt
Angkor Wat, the ancient and religious "City of Temples" in Cambodia, is thought to be originally built by the Khmer Empire in the 12th century. The design for this quilt was created from a photograph taken at the Bayon Temple complex.
- 184. Ginevra Martin** Ultimo, NSW
'I' 145 x 105 cm
Modern
This quilt is inspired by moiré patterns, which occur when sets of closely spaced lines or dots are superimposed on each other, but are slightly out of alignment. Printers usually try to avoid moiré effects, but I think they are beautiful.
- 185. Jenny Anderson** Liverpool, UK
'Spring Thunder' 145 x 107 cm
Modern
A thunderstorm was approaching and the sky was black, but closer to us the canola fields and spring grasses were still shining in the sun. I enjoyed playing with colour in the paper pieced areas.
- 186. Valerie Donaldson** North Lakes, QLD
'Netherlands Floriade' 145 x 145 cm
Entrant's Top / Commercially Quilted - Small
A combination of Dutch 100% cotton fabrics with some American fabric. Representation of 'Netherlands Floriade'. Design dictated by 'Tree of Life' panel.
Machine quilted by Barbara Cowan, The Quilt Connection
- 187. Susanne Cody** Mosman, NSW
'Drama Queen' 147 x 122 cm
Small or Wall Quilt - Professional
My new shapes – Clover Rosettes (Sue Daley) were fun to work with and after a "fussycut frenzy" I had a quilt centre. Then for a bit more fun I added a border of peacocks – "The King and his Drama Queen".
- 188. Chris Jurd** Blaxland, NSW
'String Stars' 148 x 148 cm
Small or Wall Quilt - Professional
'String Stars' foundation pieced using a modern palette and including varied borders. Machine and hand quilted with number 8 thread.

189. Catherine Porter Bexley, NSW
'Oriental Cranes' 150 x 100 cm

Small or Wall Quilt - Professional

This quilt kit 'spoke' to me. Made for a very special Aunt - my greatest supporter. We both love birds and colour. Quilt Design by Howard van Egmond

190. Dianne Firth Canberra, ACT
'Spring Grass' 151 x 75 cm

Art Quilt

I have used heavily stitched viscose felt on two layers of polyester net to capture the bright green vigorous growth of grass in springtime .

191. Denise Griffiths Shellharbour, NSW
'Gum Drops' 152 x 125 cm

Mixed Techniques - Anything Goes!

Inspired by the various colours and shapes of the Eucalytus flowers. I hand dyed the cotton and made flowers on a Pom Pom maker with painted tips. The leaves are raw edged appliqué and crayon shaded, circles are Baglique.

192. Wailyn Mar South Coogee, NSW
'Greek Keys' 156 x 106 cm

Entrant's Top / Commercially Quilted - Small

Log Cabin

Quilt Design by Beth Miller

Machine quilted by Anne & Nick MacGee, Country Quilting

193. Carolynne Gordon Rozelle, NSW
'Midnight Magic' 156 x 120 cm

Modern

An abstract-style, liberated quilt using a variety of strip pieces, randomly assembled. Cottons, and linens, along with old tea towels. Named after the cool, dark air at midnight, when the night sky masks the multi-dimensional landscape beneath.

194. Prunella Noonan Avalon, NSW
'I Robot' 160 x 120 cm

Predominantly Appliqué - Amateur

This is my 2nd quilt from Don't Look Now patterns. I Robot is for my 2nd Grandboy. 'Little Monsters' was for my 1st Grandboy. I just love the colours and the fun designs and the grandboys have hours of fun chatting and playing.

Quilt Design by Kelly Wulfsohn.

195. Rachael Daisy Springwood, NSW
'Blue Jeans and Moonbeams' 160 x 126 cm

Modern

Sometimes you have to follow an idea, no matter how odd it seems. Recycled denim scallops intermingled with fun fabrics, overlapping and cascading. The name comes from a favourite song from my childhood. (For more info visit my blog BlueMountainDaisy.)

196. Jo Barraclough Jerrabomberra, NSW
'Walthamstow' 165 x 125 cm

Predominantly Appliqué - Professional

Walthamstow is a colourful and multicultural East London Suburb and the birth place of William Morris whose work inspired this quilt. It was also my home for 9 years and where many friends still live. This quilt is machine appliqué and quilted.

197. Jessie Hosie Sutherland, NSW
'Three Ring Circus' 166 x 57 cm

Display Only

Made in a class with Michelle Marvig. This is the result of saying to Michelle "I haven't done anything with templates or curved piecing". Why did I say that? Quilt Design by Michelle Marvig

198. Ingrid Kennewell Fennell Bay, NSW
'Flowers and Flutterbuys' 170 x 120 cm

Traditional Machine Quilted - Amateur

I love to combine patchwork with embroidery. This project with it's use of soft pastel colours in its checkerboard background, pink borders and the beautiful floral embroidery, have all combined to create this lovely soft and delicate quilt. Quilt Design by Leanne Beasley

199. Stephanie Knudsen Waterford, WA
'No Lace Just Linen' 176 x 121 cm

Modern

No Lace Just Linen features screen printed cotton and linen strips sewn in triangles to form a diamond on a linen background.

200. Judith Rona Bondi, NSW
'Faces in the Fire' 177 x 124 cm

Art Quilt

Stare into the heart of the flame. What do you see? (Response to a world on fire.) Three panels, free-pieced.

201. Stella Williams Randwick, NSW
'The Silhouette of a Secret' 210 x 170 cm

Junior Member B (Year 7-12)

15 years

My quilt progresses from a deep resonating navy blue into a soft, mellow light blue. The fabrics have floral prints with blues as their underlying colour. This is surrounded by a thin border of blue to hold it all together.

202. Bryn Parkinson Helensburgh, NSW
'Moon Shadow' 135 x 135 cm

Junior Member A (up to Year 6)

11 years

Granny gave me squares of blue and white material and I sewed them all together in my design to make an interesting quilt to be used as a knee rug for Mum and Dad in winter time.

203. Angus Scott Miranda, NSW
'Falling Into the Vortex' 150 x 150 cm

Junior Member A (up to Year 6)

11 years

I created this quilt design just from messing around with a couple of highlighters. Once I finished drawing I thought this would be an excellent quilt to make, so this is my version of falling into the vortex.

204. Scarlett Lewis Medowie, NSW
'I Love Sydney' 100 x 50 cm

Junior Member A (up to Year 6)

7 years

I was inspired to make this quilt after seeing the Harbour Bridge and the boats on the water after visiting the Quilt show last year. I used lots of fabrics for the sky and water. I like how the sails on the boats can move.

- 205. Iris Arnold** Rodd Point, NSW
'Pretty in Pink' 87 x 72 cm
Junior Member A (up to Year 6)
6 years
Pretty pink strips sewn together as a first quilting effort.
- 206. Elijah Waite** Grafton, NSW
'Pirate Party' 100 x 100 cm
Junior Member A (up to Year 6)
6 years
A Party of five Pirate ships setting sail on a Salty Sea. Half square triangles made to make the ships with red flags. Various size segments cut to make the strips above and below the ship. I machine quilted the quilt on a long arm quilter.
- 207. Seth Sheils** Kambah, NSW
'Cat Puzzle' 125 x 100 cm
Junior Member A (up to Year 6)
9 years
Lots of different cats, with 3D ears, noses and whiskers
- 208. Nickel Lambie** Nambucca Heads, NSW
'Under the Water there are Beautiful Fish' 100 x 50 cm
Junior Member A (up to Year 6)
6 years
Hand painted background fabric scattered with graffiti fabrics, wool and angelina fibre. Fish and coral fabrics cut and placed to create an underwater scene. Covered with tulle and then stitched to create a water design.
- 209. Eve Harradine** Collombatti Rail, NSW
'Flying High' 77 x 60 cm
Junior Member B (Year 7-12)
12 years
This quilt was inspired by Deborah Doward's quilt 'The Squadron' and my planes are displayed as a squadron flying in a V formation high in the sky.
Quilt Design by Deborah Doward
- 210. Ruth Harradine** Collombatti Rail, NSW
'Celtic Circles' 115 x 38 cm
Junior Member B (Year 7-12)
13 years
I liked this in a book. I thought that it would make a nice wall hanging.
Quilt Design by Caroline Price
- 211. Tyarn Harris** Junction Hill, NSW
'Sydney' 100 x 50 cm
Junior Member B (Year 7-12)
17 years
Sydney is the Capital of my state of NSW and it has the beautiful Sydney Harbour. Background hand dyed, and then quilted. The appliquéd Sydney Bridge and animals were added and then the details for the bridge were quilted. Self faced backing added.
- 212. Lola Arnold** Rodd Point, NSW
'Blue Butterflies' 110 x 110 cm
Junior Member A (up to Year 6)
9 years
Fresh blues and whites dotted with butterflies.
- 213. Sofia Locke** Maroubra, NSW
'Wreath & Berries' 130 x 130 cm
Junior Member B (Year 7-12)
14 years
Wreath & Berries is a traditional quilt design made in some of my favourite fabrics. I used a bias tape maker to make the circles and needle-turn appliqué for the leaves and berries.
- 214. Kayley Simon** Carlingford, NSW
'ANZAC Centenary' 150 x 150 cm
Junior Member B (Year 7-12)
17 years
In 2015, Australia commemorated the centenary of the landing at Gallipoli. This wall hanging uses many techniques to incorporate historical symbols into a modern piece of textile art.
- 215. Angus Scott** Miranda, NSW
'Nanna's 70th' 198 x 140 cm
Junior Member A (up to Year 6)
11 years
I made this quilt for my Nanna Helen because she was turning 70 years old and I wanted to make a present that she could keep forever. I found this pattern by reading a book called "Quilts Made Modern".
Quilt Design by W Ringle & B Kerr
- 216. Molly Dacombe** Dooralong, NSW
'Molly's First Quilt' 255 x 174 cm
Entrant's Top / Commercially Quilted - Large
I started this quilt aged 14. I chose my own colours and decided the pattern while arranging squares, triangles and stripes in various combinations. I learned how to use a rotary cutter and Grandma was good with the iron while I sewed.
Machine quilted by Jan Foster, Red Shed Quilting
- 217. Nancy Parkinson** Helensburgh, NSW
'Dragons with Attitude' 180 x 180 cm
Predominantly Appliqué - Amateur
I purchased this kit some years ago from Applicutts. Designed by Denise Lynn and originally called 'Dragons Parade'. Because I put my dragons in different angles and gave them 'fire' – I thought they had Attitude in a big way.
Quilt Design by Denise Lynn
- 218. Verity Hinwood** Elanora Heights, NSW
'Indian Carousel' 185 x 185 cm
Predominantly Appliqué - Professional
'Indian Carousel' is my interpretation of Margaret Sampson George's 'Cultural Carousel' quilt. I loved finding and using the fabrics' motifs to express this theme.
Quilt Design by Margaret Sampson George
- 219. Pamela Westmacott** Willoughby East, NSW
'Razzle Dazzle' 186 x 186 cm
Entrant's Top / Commercially Quilted - Small
'Razzle Dazzle' – a Chris Jurd class project pattern with my own design incorporated into this anything goes design. Another good scrap buster design of Chris's which is open to each individual's own interpretation. I enjoyed the challenge.
Quilt Design by Chris Jurd
Machine quilted by Jan Foster, Red Shed Quilting

220. Lois Cook Ermington, NSW
'A Fussy-cut Fantasy' 191 x 147 cm

Traditional Hand Quilted - Amateur

I purchased this pattern from Carol Roberts, 'Cherry Pie Designs' and couldn't wait to start it. Precise templates and instructions were a plus. I had great fun fussy cutting the blocks from my stash and completed it with lots of hand quilting.
Quilt Design by Cherry Pie Designs

221. Lorna Denham Cardiff Heights, NSW
'9 Patch Block Exchange' 192 x 158 cm

Entrant's Top / Commercially Quilted - Small

This quilt is dedicated to Cathie Pitkin who inspired us all to participate in a 9 patch block exchange at Novocastrian Quilters. She was a vibrant person, vital and clever, sadly succumbing to cancer in 2015. It was a privilege to have known her.

Machine quilted by Cathie Calvert, Lake Edge Quilting

222. Vicki Hart Northbridge, NSW
'Sweet Surrender' 190 x 180 cm

Entrant's Top / Commercially Quilted - Small

A combination of hand pieced triangles with hand appliqué blooms peeping out between them. I wanted to highlight the softer colours of the triangles with the bright florals of the appliqué and shot cottons.

Quilt Design by Suzanne Cody

Machine quilted by Belinda Betts, Eucalypt Ridge Quilting

223. Liz Bonner Annandale, NSW
'Pink Wedding French Medallion' 190 x 190 cm

Traditional Machine Quilted - Amateur

I bought this wonderful pink chintz fabric in Paris which went perfectly with Lynne Alchin's 'French Medallion' quilt pattern that she gave me. When my Italian nephew married recently I knew that it had to be a wedding gift for him and his bride.

Quilt Design by Lynne Alchin

224. Jenny Woodward Rouse Hill, NSW
'Arctic Blue' 206 x 137 cm

Traditional - Professional

A fresh modern quilt utilising a classic log cabin block with blue hues and low volume fabrics in a contemporary design layout.

225. Fairholme Quilters Pennant Hills, NSW
'Rousillon' 210 x 153 cm

Group/Collaborative Quilt

Named for the 'red' town in southern France, Rousillon is a contemporary interpretation of traditional designs, reflected by the style of the French fabrics. Blocks made by group members, design and settings by Miriam Jones and Janice Freelander.

226. Deborah Louie Oyster Bay, NSW
'Keep Going' 207 x 150 cm

Modern

Wanted to combine two loves, free-form piecing and free-form quilting. This quilt took a while to develop, had a mind of its own but now we are friends. Enjoyed quilting with heavy threads and every section has unique and individual machine quilting.

227. Tegan McKenzie Penrith South, NSW
'Hex on the Beach' 204 x 153 cm

Modern

By stretching the hexagon rows and placing them off centre, I was looking to capture the movement of watching the waves roll in at a beach. I enhanced the movement by quilting wavy overlapping rows of matching colours to extend the rows.
Quilt Design by Tula Pink

228. Susan Power Bexley, NSW
'A Giant Leap of Faith' 188 x 188 cm

Entrant's Top / Commercially Quilted - Small

I stepped outside of my comfort zone with these fabrics; could not be happier. Never too late to experiment.

Quilt Design by Chris Jurd

Machine quilted by Sue Rowles, Sue's Top Finish

229. Catherine Butterworth Lindfield, NSW
'Extended Family' 189 x 181 cm

Traditional - Professional

Although the traditional Seven Sisters block is not as old as other blocks, it has stood the test of time. In order to showcase my contemporary fabrics, I have replaced diamonds with triangles and hexagons while maintaining the original silhouette.

230. Rae Cashman & Jo-Ann Phillips Burleigh Waters, QLD

'Found On Chris' Back Table' 190 x 154 cm

Traditional - Professional

I admired the design of an antique quilt always on the back table at Cottage Quiltworks, Warriewood. The owner Chris allowed me to photograph it so that I could make it. It allowed me to use my shirting fabrics, which I love.

Antique Quilt

231. Susan Lindsay Dundas Valley, NSW
'Serendipity' 188 x 142 cm

Mixed Techniques - Anything Goes!

I love Dear Jane quilts but decided I wanted to make a quilt with many 4" squares. Some of the squares were from Better Homes and Gardens' book '501 Quilt Blocks' and the rest are bits and pieces of things that I love.

232. Kay Murray Eastwood, NSW
'Circle Game' 185 x 185 cm

Traditional - Professional

This exciting quilt design is Circle Game by Jen Kingwell. It was so much fun to make, an attempt to use up some of my stash but inevitably requiring the purchase of new fabric. It has been quilted by me on my A1 Elite longarm machine.

Circle Game pattern by Jen Kingwell

233. Verity Hinwood Elanora Heights, NSW
'We Will Rise Again' 185 x 185 cm

Mixed Techniques - Anything Goes!

I visited Mauritius when I was sewing my interpretation of Margaret Sampson George's 'Birds of Paradise' quilt. I was inspired by my visit to include dodo birds in the design; truly exotic extinct creatures.

Quilt Design by Margaret Sampson George

- 234. Maria Jose Lopez** Dapto, NSW
'Tremolo Fans' 180 x 180 cm
Traditional Hand Quilted - Amateur
Inspiration: Kathy Doughty's 'Kaffe Fanfare'. Recipient: Nic, my nephew, a guitar student. Quilt centre: Panel of 1956 Patent for Fender's Stratocaster. Quilt blocks: Pieced fans echo guitar tremolo and are reminiscent of 1950's vinyl records.
Quilt Design by Kathy Doughty
- 235. Beverly Hunter** Mount Warrigal, NSW
'Apricot Delight' 170 x 170 cm
Traditional Hand Quilted - Amateur
Made on a piece of damask bought at a garage sale. Other fabrics from my collection. Hand quilted with variegated thread. Hand appliqué, machine pieced.
Quilt Design by Pam Furniss
- 236. Bob James** Woolooware, NSW
'Kinkakuji' 170 x 170 cm
Traditional - Professional
'Kinkakuji' represents the image of a temple, built over 600 years ago. The image in the centre represents the temple and the borders, the surrounding gardens. Reproduced in predominantly 'Jinny Beyer' fabrics.
Quilt Design by Takako Onoyama
- 237. Leanne Harvey** Mount Vincent, NSW
'Lily' 190 x 190 cm
Traditional - Professional
Lily is a quilt that I designed as a fat quarter friendly quilt for Quilters Companion magazine. I used the gorgeous Terra Australis by Emma Jean Jansen and a quick to piece block. I then custom quilted her on my longarm to bring her to life.
- 238. Carolyn Davis** Woolwich, NSW
'Cross Culture' 185 x 191 cm
Mixed Techniques - Anything Goes!
A needed to use my Japanese fabrics, now at least 30 years old, and old, worn men's jackets.
- 239. Esther Aliu** Doncaster, VIC
'Oma's Blues' 192 x 192 cm
Predominantly Appliqué - Professional
Oma is the German word for Grandma and this quilt is inspired by my love of Delft and the ornamental dishes of my childhood and memories of my own Oma's kitchen.
- 240. Amanda Daly** Kenthurst, NSW
'Out of the Box' 192 x 192 cm
Traditional - Professional
My colourful interpretation of traditional blocks. I designed this quilt approximately 10 years ago and left the design and much of the fabric in a box until it was set free and finished late last year.
- 241. Lorna Denham** Cardiff Heights, NSW
'Amish Railroad Crossing' 195 x 195 cm
Entrant's Top / Commercially Quilted - Small
The vibrant colours leapt out at me when I first saw this quilt in 'Treasury of American Quilts' over 13 years ago. In 2015 I compromised on two elusive fabric colours and made the quilt top. I modified the measurements to use half square triangles, not individual triangles.
Vintage Quilt c.1920
Machine quilted by Cathie Calvert, Lake Edge Quilting
- 242. Jessie Hosie** Sutherland, NSW
'Green Stars' 182 x 137 cm
Traditional Machine Quilted - Amateur
Quilt made in a class with Michelle Marvig. This was my first experience with 60° triangles and diamonds. It was very challenging!
Quilt Design by Michelle Marvig
- 243. Deborah Louie** Oyster Bay, NSW
'A Secret Garden' 180 x 140 cm
Predominantly Appliqué - Professional
Inspired by a wool rug I saw while shopping one day. I hand designed and drew all shapes. Had so much enjoyment exploring the decorative stitches on my machine. A joy to make and have in my home.
- 244. Chris Jurd** Blaxland, NSW
'Pickled Fish' 194 x 194 cm
Modern
They look like fish hence the name. A new take on the Pickle Dish block. Foundation pieced from a Laura Wheeler block found in the online Quilt Index.
Block Design by Laura Wheeler
- 245. Anne Singleton** Caringbah, NSW
'"Scrap Happy" Four Patch' 192 x 192 cm
Traditional - Professional
While trying to use up my scraps, I started to hand piece four piece blocks. To make the blocks larger, I added matching triangles to each corner. I kept the darker squares in line.
- 246. Tan Nguyen** Marrickville, NSW
'Circular Symmetry' 191 x 191 cm
Entrant's Top / Commercially Quilted - Small
My giant dahlia quilt used Marti Michell patchwork templates along with fabrics sourced from HobbySew featuring combinations of red, white, grey and black. Anne & Nick MacGee at Country Quilting finished my quilt with their longarm quilting machine.
Machine quilted by Anne & Nick MacGee, Country Quilting
- 247. Adrienne Blair** Thirlmere, NSW
'John Hewson's Birds Circa 1840' 184 x 184 cm
Traditional Hand Quilted - Amateur
This quilt just flowed together and was a joy to stitch. Hertfordshire quilt pattern designed by Megan Carroll.
Quilt Design by Megan Carroll
- 248. Jillian Chilton** Roseville, NSW
'Pathways' 190 x 190 cm
Traditional Machine Quilted - Amateur
I have used the traditional winding ways pattern to explore light and dark, patterns within patterns. It uses simple colours, but the eye is led in lots of different directions.
- 249. Catherine Babidge** Paddington, NSW
'Tillies Lane #2' 170 x 170 cm
Traditional Hand Quilted - Amateur
Anni Downs makes beautiful, whimsical quilts and this one is no exception. I decided to remake it using Kaffe Fassett's beautiful stripes as the inspiration for the colour palette.
Quilt Design by Anni Downs

250. Marion Alexander Kariong, NSW
'Circle of Life' 170 x 170 cm

Traditional Machine Quilted - Amateur

Foundation paper pieced by machine. Made up of a traditional Lone Star centre surrounded by New York Beauties and Checker Board using colours of the colour wheel.

Quilt Design by Jacqueline de Jonge

251. Michelle Marvig & Belinda Betts Orangeville, NSW
'Fishbones' 217 x 158 cm

Modern

I have been playing with original quilt designs using 2 1/2in strips, suitable for using our "stash". I deliberately left a lot of background for free motion quilting, and Belinda Betts has filled the area with stunning quilting!

252. Tonia Barton Scone, NSW
'Glass Garden' 200 x 162 cm

Predominantly Appliqué - Amateur

I bought this quilt as a kit from Keepsake Quilting. I really love appliqué and I wanted the challenge of quilting on a black background. It was challenging!!!
Quilt Design by Christine Stainbook

253. Selina Cheng Thornleigh, NSW
'Intulawoven' 203 x 166 cm

Modern

Colours shift and lines cross, the interconnectedness of lives and communities. A cheerful, enthusiastic quilt for daily use.

Quilt Design by Sally Schneider

254. Jennifer Davis Waitara, NSW
'Andromeda' 202 x 175 cm

Traditional Machine Quilted - Amateur

Andromeda is an original design inspired by nightfall. From silvery blue late-summer skies to deep crimson winter sunsets, no matter how bright the day, it always closes with a deep starry sky. Look up and find your favorite constellation.

255. Susan Miller Kurraba Point, NSW
'Arcadia Avenue' 222 x 182 cm

Entrant's Top / Commercially Quilted - Large

I originally saw this quilt on Instagram at the Houston Quilt Market in 2014 and knew that I had to make it. This is my first time doing Foundation Piecing and I have loved every minute of it. Thank you all for your encouragement and advice!

Quilt Design by Sassafra Lane Designs

Machine quilted by Birgit Hoffman, Black Sheep Quilting

256. Selina Cheng Thornleigh, NSW
'The Promises Of Spring' 200 x 180 cm

Modern

Every winter's flake carries the promise of summer within it.

257. Joyce Oxley Palmdale, NSW
'We Share The Same Soul' 224 x 186 cm

Entrant's Top / Commercially Quilted - Large

A photo/memory quilt for my second son. All the photos are printed in sepia by myself onto photo fabric, which have then been pieced together. The fabrics I chose are subdued, greys, purples and a touch of mustard, first collected in Houston.

Quilt Design by Anne Sommerlad

Machine quilted by Kerry Desmond, Florabella Quilting

258. Karen Terrens Northcote, VIC
'She Came Upon a Meadow' 213 x 183 cm

Modern

'She Came Upon a Meadow' is my version of the Lizzy House Meadow Quilt. I attended a Lizzy House Workshop in Melbourne in 2015. I decided to make my version of the Meadow Quilt in solids so that the machine quilting could be a feature.

Quilt Design by Lizzy House

259. Emma Smith Mount Colah, NSW
'House Quilt' 220 x 191 cm

Traditional - Professional

I have always been fascinated by different architectural designs of houses. By chance, I have come across the colourful house fabrics designed by Kaffe Fassett. I would like to showcase their beauty in this simple and non-traditional quilt design.

260. Kim Siviour Eastwood, NSW
'The Watering Hole' 213 x 194 cm

Predominantly Appliqué - Professional

I fell in love with the Tula Pink Eden range and knew I had to make a quilt with the tiger staring through the brush. Made for a wonderful lady for her 30th birthday using blocks by Kim McLean and Tula Pink. Happy birthday Brydie.

Block Designs by Kim McLean & Tula Pink

261. Robyn Miller Belmont, NSW
'Medley' 207 x 188 cm

Predominantly Appliqué - Amateur

I loved the design and the opportunity to learn to machine appliqué and quilt as I stitched. When I saw the Deja Vu collection by Paula Nadelstern for Benartex, I knew I had my fabric and the inspiration was complete. Quilt Design by Pam Furniss

262. Bob James Woollooware, NSW
'Indigo to Silk #3 'Yashu' 220 x 185 cm
(Rustic Beauty)

Mixed Techniques - Anything Goes!

Inspired by Etsuko Misaka's 'Calm' in Quiltmania No 106. Japanese indigo cottons and silk kimono pieces. 'Yashu' – 'Rustic Beauty'. Hand quilted in 'Yoko-Jima' sashiko pattern in Dairing silk tweed thread.

Quilt Design by Etsuko Misaka

Photography Policy: Please respect our members' copyright.

Quilt photography is permitted for personal use only. Images must NOT be published online or in other media unless you have consent of the relevant quilt maker.
If you wish to photograph and publish for commercial purposes, please apply to the Membership desk for special permission.

- 263. Chris Serong & Desley Maisano** Essendon, VIC
 'Kansas City Sunflowers' 189 x 185 cm
Traditional - Professional
 Kansas City Sunflowers. An original design, inspired by a traditional pattern. Hand pieced, a lovely portable project. Just a little bit of fussy cutting. Machine quilted by Desley Maisano of Addicted To Quilts
- 264. Beverly Mason** Earlwood, NSW
 'I Fiore' 220 x 180 cm
Predominantly Appliqué - Amateur
 My version of Deb Louie's Baltimore quilt. A huge thanks to Deb for her inspiration and encouragement. Quilt Design by Deb Louie
- 265. Karen Terrens** Northcote, VIC
 'North Country Girl' 202 x 174 cm
Traditional - Professional
 North Country Girl is based on the traditional strippy quilts from the North of England. The quilting designs are inspired by traditional motifs but have been re-drafted to suit longarm machine quilting. Quilted on a hand guided A1 quilting machine.
- 266. Jacky Barton** Ashfield, NSW
 'Perseverance' 200 x 170 cm
Entrant's Top / Commercially Quilted - Small
 This quilt is a Pine Burr block. I set myself the challenge of a hard block in colours that are not me after reading an article on how so few people were making complex blocks. It was certainly a challenge, hence the name! Quilt Design by Karen K Luman
Sue Rowles, Sue's Top Finish
- 267. Heather Davie** Marrickville, NSW
 'Berkeley Batiks & Bugs' 197 x 159 cm
Entrant's Top / Commercially Quilted - Small
 Nephew Joshua was working on Dragonfly research at Berkeley University. Purchased majority of fabric when visiting him there. Wanted to make scrappy 'Trip Around the World' so used the Berkeley Batiks and added the Batik Bugs.
Sue Rowles, Sue's Top Finish
- 268. Meg Orr** Epping, NSW
 'Summertime Windows' 215 x 153 cm
Entrant's Top / Commercially Quilted - Small
 I have a love of the Cathedral Window as a design element and its possible design capabilities. Even new quilters can enjoy creating their own designs. This machine method is easy to learn.
Emi Walton, Emi's Patch
- 269. Cinzia White** Gerringong, NSW
 'Butterflies in my Garden' 201 x 197 cm
Traditional - Professional
 This quilt was made hoping to use up some of my scraps... didn't make a dint! The orange is stronger than I planned but otherwise the result was as I hoped. I had seen a muted version of this years ago and thoroughly enjoyed making it.
- 270. Novocastrian Quilters Inc.** Berkeley Vale, NSW
 'The New Hexagon Millefiore Quilt' 198 x 198 cm
Group/Collaborative Quilt
 Our 2016 'Novocastrian Raffle Quilt' is 'The New Hexagon Millefiore Quilt' by Katja Marek. We usually make a materially traditional raffle quilt, however our groups decided to make a traditional hand pieced quilt, with diverse and culturally reflective material. Quilted by Cathie Calvert, Lake Edge Quilting
 Quilt Design by Katja Marek
- 271. Jill Williams** Ryde, NSW
 'City Skyline' 198 x 200 cm
Entrant's Top / Commercially Quilted - Large
 I saw this pattern by Stephanie Prescott at QuiltSmith. I needed a project to a) take away on my retreat and, b) to test out my new sewing machine. This quilt fitted the bill perfectly. Love the result and my son has claimed ownership.
 Pattern "Urban Legend" by Stephanie Prescott
Machine quilted by Anne & Nick MacGee, Country Quilting
- 272. Margaret McDonald & Susan Campbell** Bendigo, VIC
 'Endurance' 200 x 200 cm
Traditional - Professional
 25 Feathered Pine Burr traditional blocks started in 2002, mainly pieced by hand. During 2014 it again caught my attention and I realised that endurance is fine when finishing quilts, as long as they are finished sometime.
- 273. Rachelle Denny** Glenelg North, SA
 'Modern Movement' 200 x 200 cm
Modern
 This was a play with colour, movement, simple piecing and negative space.
 Quilted on a domestic machine.
- 274. Joan Reynolds** Coffs Harbour, NSW
 'Golden Nugget' 170 x 212 cm
Entrant's Top / Commercially Quilted - Small
 I made this quilt because I love putting hexagonal blocks together and "One Block Wonder" allowed me to do this.
 Quilt Design by Maxine Rosenthal
Machine quilted by Sandra Kelly, Art N Quilting Studio
- 275. Jo Barraclough** Jerrabomberra, NSW
 'Supernova' 200 x 200 cm
Traditional - Professional
 This is the one of the largest quilts I have made and has been in my sewing room in various unfinished states for many years. It was a challenge to machine piece using very uneven precut strips but a joy to machine quilt.
- 276. Grace Widders** Gladesville, NSW
 'Simple Shapes' 201 x 201 cm
Art Quilt
 Loved this feature fabric so played with simple lines in similar colours. Repeated the D shape in a few spots and finished with some fun quilting.

- 277. Linda Akehurst & Sharon Andrews** Colo Vale, NSW
 'Linda's Star' 200 x 200 cm
Modern
 This project began in 1998 when a friend of my daughter requested I make one for her daughter's 21st birthday gift which took priority over my own project. Mine sat in the work-in-progress box until early 2016.
 Quilt Interior Designed by Karen K Stone
- 278. Robyn Harris** Waratah, NSW
 'Sophie's Quilt' 200 x 200 cm
Entrant's Top / Commercially Quilted - Small
 I saw this quilt at Pioneer Patchwork - Narellan and just had to make it. It is 'Blue Lotus' from Katrina Hadjimichael's collection. I attended classes at the shop and Jan Foster quilted it. My Grandaughter loves it.
 Quilt Design by Katrina Hadjimichael
Machine quilted by Jan Foster, Red Shed Quilting
- 279. Valerie Garton** Sydney, NSW
 'An Enjoyable Construction of Houses' 130 x 227 cm
Predominantly Appliqué - Amateur
 An adaptation of Yoko Saito's Mystery Quilt made into three individual quilts to hang around a TV set or fireplace.
 Quilt Design by Yoko Saito
- 280. Anne Ibbotson** Hamlyn Terrace, NSW
 'Flying Squares' 200 x 200 cm
Entrant's Top / Commercially Quilted - Small
 Red White and Blue Flying Square Blocks sourced on the internet. Placed in a simple grid design.
Machine quilted by Jan Foster, Red Shed Quilting
- 281. Wendy Whellum** Daw Park, SA
 'The Birdy Made Me Do It' 200 x 200 cm
Traditional - Professional
 I saw a photo of an antique quilt with a bird in flight, surrounded by a garland of flowers. It really appealed to me with its simplicity and grace. The birdy made me do it!
 Antique Quilt c.1830-1850
- 282. Lynda Nikolovski** Mossy Point, NSW
 'My Broken Star' 198 x 198 cm
Traditional - Professional
 The beauty of a broken star quilt, typical of the 1860s era has always captured me. Made by rotary cutting rather than templates. I loved making this quilt and hope the love of traditional quilts never dies.
 Antique Quilt
- 283. Rachaeldaisy** Springwood, NSW
 'Whizz Bang!' 198 x 198 cm
Mixed Techniques - Anything Goes!
 My exploration of folded point blocks such as Pine Burr, Sommerset Star, Pointed Star and an old Chinese folk quilt have resulted in a sampler that is a whizz bang explosion of colour, form and fun! (For more info visit my blog BlueMountainDaisy.)
- 284. Margaret Millar** Parramatta, NSW
 'Koru' 200 x 190 cm
Art Quilt
 My design is based on the unfurling Silver Fern branch or Koru which means new life, growth and inner peace to the Maori tribes in New Zealand. The fabrics are NZ bird and flora designs bought in Auckland in 2015.
- 285. Hunters Hill Quilters** Northbridge, NSW
 'Circles of the Past' 204 x 201 cm
Group/Collaborative Quilt
 Kaleidoscope block is named after the traditional children's toy. It became popular for quilters in the 1920's due to the advancement of manufacturing more coloured cloth. A good group quilt, allowing member's personality to shine through.
- 286. Lisa Peterson** Coffs Harbour, NSW
 'Fire Island Hosta' 204 x 204 cm
Entrant's Top / Commercially Quilted - Large
 My version of Quiltworx 'Fire Island Hosta' done in Kaffe Fassett fabrics.
 Quilt Design by Judy & Bradley Niemeyer
Machine quilted by Anne & Nick MacGee, Country Quilting
- 287. Anne Ibbotson** Hamlyn Terrace, NSW
 'Bali Sunset' 200 x 205 cm
Entrant's Top / Commercially Quilted - Large
 My own design using the Wedge Template. Set in rows with plain fabric strips in between.
Machine quilted by Jan Foster, Red Shed Quilting
- 288. Dianne Johnston** Cooloolabin, QLD
 'Fantasia' 206 x 206 cm
Entrant's Top / Commercially Quilted - Large
 The quilt is a mix of foundation paper piecing and hand appliqué. The design is an original by Dianne Johnston. My love of colour and flowers never ends!
 Quilt Design by Dianne Johnston
Machine quilted by Cathy Davies, The Quilt Studio Gold Coast
- 289. Sarah Fielke** Chatswood, NSW
 'Mosaic' 206 x 206 cm
Entrant's Top / Commercially Quilted - Large
 I love this quilt but I will admit to feeling very glad to see the back of half-square triangles by the end! The result reminds me of tiled floors in Roman baths, although a lot brighter.
 Antique Quilt, American Folk Art Museum
Machine quilted by Jayne Rennie, Quilting Finesse
- 290. Liesel Moulton** Turrumurra, NSW
 'Modern Stitched Slowly' 207 x 207 cm
Modern
 In our fast paced modern world, the repeating quilted lines gave my mind a place to rest while they formed the underlying structure and 'fabric' of the quilt.
- 291. Miriam Stacy** Freshwater, NSW
 'Red Star' 208 x 208 cm
Entrant's Top / Commercially Quilted - Large
 I wanted to make a red quilt. I found as many shades of red fabrics and not wanting to limit myself, introduced some oranges, blacks and purples to expand my colourway. The New Orleans star pattern is the most complex design I have made to date.
 Quilt Design by Liza Prior-Lucy
Machine quilted by Sue Rowles, Sue's Top Finish

292. Michelle Marvig Orangeville, NSW
'VentiCinque' 209 x 207 cm

Entrant's Top / Commercially Quilted - Large

I collected taupe fabrics while on tour to make this new quilt for my room. The orange is the accent colour in my room, and I love the original border treatment. Initially I had planned to repeat the orange pinwheels, but the half pinwheel is better.

Machine quilted by Belinda Betts, Eucalypt Ridge Quilting

293. Rachelle Denny Glenelg North, SA
'Sweet Calliope' 208 x 208 cm

Traditional - Professional

Do you hear that music,
Singing its sweet rhyme,
Tripping and Dancing,
It's Carnival time.
The carousel is turning,
The children squealing with glee,
Oh come on and all,
Sweet Calliope!

294. Jenny Woodward Rouse Hill, NSW
'Desert Trekking' 208 x 208 cm

Modern

Striking geometric quilt design made with classic patchwork shapes joined together to form unusual rectangular blocks.

295. Leanne Harvey Mount Vincent, NSW
'Felicity' 207 x 207 cm

Modern

'Felicity' was inspired by the 1970's. The psychedelic designs of the fabrics and especially the groovy wallpapers of the day. She was designed with the quilting in mind and custom quilted on my longarm in wallpaper inspired designs.

296. Judith Fulham Cattai, NSW
'Sarah's Challenge' 206 x 206 cm

Entrant's Top / Commercially Quilted - Large

Medallion quilt inspired by a quilt in the York Quilt Museum, by Sarah Challans, dated 1811. Large centre with appliquéd petals and paper pieced triangles, outer borders of appliquéd bias and pieced triangles and diamonds with symmetry.

Antique Quilt c.1811 by Sarah Challans
Machine quilted by Belinda Betts, Eucalypt Ridge Quilting

297. Dianne Kearns Rossmore, NSW
'Hunsford' 205 x 205 cm

Entrant's Top / Commercially Quilted - Large

I loved Moda's Little Black Dress range to which I added some French General reds. All hand paper pieced and fussy cut – my favourite pastime.

Quilt Design by Katrina Hadjimichael
Machine quilted by Veronica Appleyard, Appleyard Cottage

298. Denise Aubin Mosman, NSW
'Francesca's Folly' 198 x 185 cm

Mixed Techniques - Anything Goes!

Holidays to Spain's Andalusia have inspired 'Francesca's Folly'. By juxtaposing the region's less known flamingoes with its well known genre of Flamenco music and dance, I have attempted to capture the fun of an Andalusian fiesta.

299. Annemarie Smithers Moss Vale, NSW
'Allietare' 204 x 204 cm

Traditional Machine Quilted - Amateur

This is a pattern from Bonnie K Hunter's 2015 Mystery Quilt, which she publishes every year in December on-line. It is machine pieced and quilted by me and is constructed completely from fabrics from my stash.
Allietare Quilt Design by Bonnie K Hunter

300. Marianne Roberts Westleigh, NSW
'Purely Modern' 203 x 203 cm

Modern

'Pure' is a design by Brigitte Heitland of Zen Chic - one of my favourite modern quilt designers. The fabric is Barcelona, also designed by Brigitte Heitland. This quilt is a family favourite.
Quilt Design by Brigitte Heitland

301. Kim Siviour Eastwood, NSW
'Manhattan' 210 x 208 cm

Traditional - Professional

I found the hexagon shaped block in a book of blocks and the quilt developed from there. The inspiration came from a hexagon quilt in the book "Elegant Geometry".

302. Jennifer Kirkby Woollahra, NSW
'Roebuck' 204 x 209 cm

Entrant's Top / Commercially Quilted - Large

I commenced this quilt in a Robyn Evans' class at Quiltsmith in 2006. It has taken me over 10 years to finish. It was the second quilt I ever started.

Quilt Design by Robyn Evans
Machine quilted by Sue Rowles, Sue's Top Finish

303. Julie Kennedy Davidson, NSW
'China Shop' 213 x 206 cm

Entrant's Top / Commercially Quilted - Large

This quilt was my first needle-turn appliqué quilt. I was keen to do it in another colour way from the pattern and really enjoyed choosing the fabrics each month. I love needle-turn and I look forward to making many more quilts using this technique.

Quilt Design by Kaffe Fassett
Machine quilted by Bhajan Atwal

304. SYDModSquad Frenchs Forest, NSW
'Grey Skies and Rainbow Fields' 212 x 208 cm

Group/Collaborative Quilt

Traditional quilting blocks reimagined in the form of a modern sampler quilt. Blocks were made by nine members of SYDModSquad. Blocks joined by Natasha Renstead. Quilting by Jennifer Davis.

305. Marjory Yip Strathfield South, NSW
'Scrappy Punk' 203 x 209 cm

Entrant's Top / Commercially Quilted - Large

Doing what I like to do best, playing in scraps. Very scrappy steam punk.

Quilt Design by Jen Kingwell
Machine quilted by Leanne Harvey, Mount Vincent Quilts

- 306. Lorraine Lloyd** Blackheath, NSW
'Josh's Happiness Quilt' 209 x 209 cm
Entrant's Top / Commercially Quilted - Large
Made for my Grandson Josh. Based on traditional Drunkards Path block, randomly pieced in bright spots. Quilted by Leisel Cotterill. When I was making this quilt the colours made me smile, and Josh has it on his first BIG bed.
Machine quilted by Leisel Cotterill, Leisel's Machine Quilting Services
- 307. Shirley Merriel** Caringbah, NSW
'21st Birthday Quilt' 220 x 220 cm
Entrant's Top / Commercially Quilted - Large
This quilt was made as a challenge by our local group. After the original block, a draw was made to nominate the next row eg 9 Patch, appliqué, Flying Geese, Log Cabin. Whole quilt except for backing made from my stash.
Machine quilted by Virginia Wise, The Shire Quiltery
- 308. Daphne Massie** Vacluse, NSW
'Decadence' 224 x 218 cm
Traditional Machine Quilted - Amateur
Made in a workshop with Margaret McDonald at Misty Mountains Getaway. Fabric includes two Japanese kimono lengths. Quilted in the ditch on a Bernina Aurora 440 domestic machine.
Quilt Design by Margaret McDonald
- 309. Heather Davie** Marrickville, NSW
'Vermont Souvenir' 218 x 217 cm
Entrant's Top / Commercially Quilted - Large
Quilt started in class with Lynne Alchin at Quiltsmith based on her design 'The Welsh Gypsy Quilt'. Much of the fabric purchased on US Quilting Tour in Vermont in 2010.
Quilt Design by Lynne Alchin
Machine quilted by Sue Rowles, Sue's Top Finish
- 310. Kathy Doughty** West Ryde, NSW
'Love Birds' 215 x 215 cm
Entrant's Top / Commercially Quilted - Large
Images of wandering through pond filled wooded areas of my youth were my inspiration for the appliqué designs. Bhajan Atwal quilted the top and then I enhanced it a bit with Perle 8 for a bit of texture.
Machine quilted by Bhajan Atwal
- 311. Ingrid Kennewell** Fennell Bay, NSW
'40 Shades of Grey' 212 x 212 cm
Traditional Machine Quilted - Amateur
Inspired by Wendy Williams this quilt brings together an array of blocks using mixed techniques and creative appliqué not normally combined in one project. I enjoyed using vibrant colours with grey tones to create an "Artistic Anything Goes Quilt".
Quilt Design by Wendy Williams
- 312. Dianne Ginis** Bellingen, NSW
'Paradise in Blooms' 210 x 210 cm
Entrant's Top / Commercially Quilted - Large
I saw this design in my colour way on Facebook and loved it...and just had to make it!
Quilt Design by Judy Niehmier
Machine quilted by Anne & Nick MacGee, Country Quilting
- 313. Shirley Gibson** Glenhaven, NSW
'Merryn' 210 x 210 cm
Predominantly Appliqué - Professional
A floral design with plenty of dots.
- 314. Diane Groves** Stanmore, NSW
'Cosmic Carousel' 210 x 210 cm
Entrant's Top / Commercially Quilted - Large
A night sky full of dancing stars. I snuck in a smattering of tiny ones too, a nod to those distant planets you only see from the corner of your eye. A simple pattern to make these gorgeous fabrics sparkle.
Machine quilted by Anne & Nick MacGee, Country Quilting
- 315. Diane Groves** Stanmore, NSW
'Cosmic Dust' 210 x 210 cm
Entrant's Top / Commercially Quilted - Large
I felt really sad over how many scraps of gorgeous fabric I was throwing away as I made my Cosmic Carousel quilt. So I threw them in a jar, instead of the bin, then made them into scrappy blocks for a new quilt. I should've started hoarding earlier!
Machine quilted by Anne & Nick MacGee, Country Quilting
- 316. Birgit Hoffman** Narellan Vale, NSW
'Fire and Ice' 212 x 212 cm
Modern
I saw this quilt published in a modern quilt magazine in America and just had to make it. I loved the negative space that shows off the quilting, allowing me to use several background filling patterns. Adapted E2E patterns, distorted shapes etc.
Quilt Design by Kimberly Einmo
- 317. Lynda Nikolovski** Mossy Point, NSW
'Fire works' 214 x 214 cm
Modern
Fireworks. Exploding solid colours breaking and inspiring, brighten our world and life. For the love of life, colours, fabric and quilting.
- 318. Peggy Mansfield** Jillyby, NSW
'Millefiore New Hexagon' 218 x 216 cm
Entrant's Top / Commercially Quilted - Large
Made using the English paper piecing method. Design is by Katja Marek – 'New Hexagon Millefiore Quilt Along'. I chose two main fabrics using the colour palette from them for the entire quilt to give it continuity.
Quilt Design by Katja Marek
Machine quilted by Diane Holmes, J & D Quilting Service
- 319. Philomena Henriksson** Carlingford, NSW
'Overworked' 215 x 217 cm
Traditional Machine Quilted - Amateur
I followed this online for a year before starting; I completed it in 65 days. I machine pieced it due to pain in my hands. My husband named it 'Overworked' due to all the small pieces. It was a lot of fun choosing the fabrics for each rosette.
Quilt Design by Katja Marek

320. Sandra Kelly Sandy Beach, NSW
'Fancy Flight' 220 x 220 cm

Traditional - Professional

Foundation pieced centre with extra borders added, hand sewn appliqué centre and diamonds. I wanted to show case the beautiful bird fabric in my border 'A Wandering Mind' by Kathy Doughty. Free motioned quilting around the birds and custom quilting.
Quilt Design by Chris Jurd

321. Joy Cook Nowra, NSW
'Field of Poppies' 226 x 202 cm

Traditional Machine Quilted - Amateur

My tribute to the fallen worldwide. The three large poppies represent the two world wars and the ongoing conflicts in the Middle East. The smaller poppies refer to the fallen in other conflicts. The light and dark poppies are a reference to the Ode of Remembrance (1914).

322. Sandra Donovan Tennyson Point, NSW
'Echoes of the 70s' 246 x 200 cm

Group/Collaborative Quilt

In the continued effort to complete my friendship quilts, this quilt consists of friendship blocks from 2009. The theme was retro 1970s look and as each member has a different interpretation, it is always a surprise as to what you receive.

323. Ruth Jones Heathcote, NSW
'Granny's Circles' 230 x 200 cm

Traditional Machine Quilted - Amateur

When I saw the Winding Ways block, it took me back to the compass patterns I used to make for my Granny. Now I am Granny! I designed on a Winding Ways colouring sheet from Marti Michell (frommarti.com), then I choose Batiks and Leesa Chandler fabrics.

324. Rebecca Hastings West Ryde, NSW
'Wave Theory' 230 x 180 cm

Entrant's Top / Commercially Quilted - Large

"In one drop of water are found all the secrets of all the oceans; in one aspect of you are found all the aspects of existence." Khalil Gibran.

I made this to celebrate my son Carl turning 21 this year.
Machine quilted by Kay Murray, Kay & Quilting

325. Gary Butler Figtree, NSW
'Itajime' 242 x 138 cm

Traditional Hand Quilted - Amateur

This is a wholecloth quilt in linen, indigo dyed using the shibori process called 'Itajime'. The pattern is produced by pleating and clamping the whole piece of fabric before dyeing. The result seemed to ask to be left as a whole and not be cut.

326. Sandra Kelly Sandy Beach, NSW
'Weave' 218 x 233 cm

Traditional - Professional

My third quilt made, being reasonably new to quilting. I first saw this pattern at Grafton in a local quilt show then jumped at the chance to learn the technique with Chris at a local quilt shop. Custom quilted with variegated thread.

Quilt Design by Chris Timmins

327. Wendy Williams NSW, NSW
'Around the Corner' 224 x 224 cm

Mixed Techniques - Anything Goes!

Made as a teaching aid to show a variety of techniques; machine stitching, hand appliqué using wool felt appliqué techniques. The borders shows that you don't need to continue a border all the way around a medallion.

328. Pamela North Mortdale, NSW
'Mystery Trip 1' 222 x 222 cm

Entrant's Top / Commercially Quilted - Large

This medallion quilt of nine patch blocks and squares was a mystery quilt made over ten months through Quilt Sitters at Oatley Cottage. The placement of sixteen required fabrics was specified but not their colour or print.

Quilt Design by Oatley Cottage

Machine quilted by Virginia Wise, The Shire Quiltery

329. Kay Murray Eastwood, NSW
'Meg's Garden' 214 x 212 cm

Predominantly Appliqué - Professional

This quilt was made over 2 years for the 21st birthday of my youngest daughter, Meghan. Many of the blocks were suggested by her as she has endured a quilting mother for her whole life. Kaffe Fasset fabrics were used to give a bright, modern style.

330. Liesel Moulton Turramurra, NSW
'Be The Flamingo, Not The Pigeon' 225 x 135 cm

Pictorial Quilt

Don't follow the crowd, be happy being yourself. However since starting this quilt I now see flamingos everywhere. Am I now to assume flamingo's are the new pigeon & I'm still following the crowd?

331. Yvonne Paul Bowral, NSW
'Deckchairs at the Beach' 230 x 170 cm

Entrant's Top / Commercially Quilted - Small

A hot, sunny day at the beach..... brightly coloured canvas deckchairs and umbrellas..... a sparkling turquoise sea.....

Machine quilted by Verna Horwood, Precious Heirlooms Quilting Service

332. Rebecca Hastings West Ryde, NSW
'Clambunctious' 228 x 198 cm

Modern

While surfing YouTube for quilt ideas, I found the templates for this clamshell quilt. They are 8" clams designed by Latifah Saafir on www.thequiltengineer.com They are machine sewn using minimal pins and my trusty quarter inch foot.

333. Dianne Kearns Rossmore, NSW
'Gold Rush' 244 x 196 cm

Entrant's Top / Commercially Quilted - Large

Originally a Block of the Month, I used my own fabric choice for this version. From reproduction fabrics.

Quilt Design by Katrina Hadjimichael

Machine quilted by Veronica Appleyard, Appleyard Cottage

- 334. Hunters Hill Quilters** Northbridge, NSW
'Liquorice Allsorts' 221 x 206 cm
Group/Collaborative Quilt
Hunters Hill Quilters' 2016 Raffle Quilt. We wanted to do a bright and happy quilt. Freddy Moran's idea is that 'red' is the new neutral and 'black' gives the eye a place to rest. Every member of our group participated in the making of the quilt.
Quilt Design by G Marston & F Moran
- 335. Karen Malone** Beecroft, NSW
'Welcome to the Labyrinth!' 226 x 226 cm
Modern
I have always been fascinated by labyrinths and mazes. Here I tried to depict one as if it was in 3D. There are four entrances to the maze – two connect to each other and two are dead ends!
- 336. Lisa Peterson** Coffs Harbour, NSW
'X Factor' 241 x 222 cm
Entrant's Top / Commercially Quilted - Large
My interpretation of Chris Timmins' 'X Factor' bargello made with Kaffe Fassett fabrics.
Quilt Design by Chris Timmins
Machine quilted by Sandra Kelly, Art N Quilting Studio
- 337. Margaret Cormack** Dural, NSW
'With a little help from William' 248 x 218 cm
Traditional - Professional
I have always loved William Morris designs. I based this quilt on a design of his used in wallpaper for St James Palace 1881. The appliqué technique was learned in a workshop with Anne Sommerlad.
- 338. Sandra Laird** West Ryde, NSW
'Heart and Home' 240 x 197 cm
Traditional - Professional
My quilt was inspired after reading several novels about the American Civil War, starting with Jennifer Chiaverini's 'The Union Quilters'. I used Jo Morton's book 'Coming Home' for patterns and colour ideas and nine different Civil War reproduction fabric ranges.
Quilt Design by Jo Morton
- 339. Leigh Davenport Jurd** Normanhurst, NSW
'Allietare' 247 x 211 cm
Traditional Machine Quilted - Amateur
I wanted to make a scrappy quilt and I wanted to see if I could make a bright, light, more modern quilt out of the batiks I bought in Bali last year.
Allietare Quilt Design by Bonnie K Hunter
- 340. Maree Graff** Chipping Norton, NSW
'Constant Companion' 230 x 210 cm
Entrant's Top / Commercially Quilted - Large
My constant companion, hand sewn over three years is made of 12,200 half inch hexagons. The quilt originally started as the 'Insanity Quilt' but changed when I added my own design for the final border.
Quilt Interior Designed by Rhonda Pearce
Machine quilted by Virginia Wise, The Shire Quiltery
- 341. Maureen Martin** Pennant Hills, NSW
'Windmills of Your Mind' 226 x 206 cm
Traditional Hand Quilted - Amateur
Loved the blocks' swirl, and are both pieced and appliquéd by hand using all my scraps. All hand quilted. The block from 'Quilt' by Chung Su Lee in Quilters Newsletter 2010 inspired me.
Quilt Design by Chung Su Lee
- 342. Lorena Uriarte** Maroubra, NSW
'Swirly Gig' 244 x 210 cm
Entrant's Top / Commercially Quilted - Large
Swirly Gig is the third design made with my Opal Essence templates. Inspired by swirling Autumn leaves and using some of my favourite warm coloured prints and an ombre stripe which adds lots of movement.
Machine quilted by Jane Davidson, Want It, Need It, Quilt!
- 343. Lyn Shayler** Oatlands, NSW
'Study in Japanese Taupe' 259 x 227 cm
Traditional Hand Quilted - Amateur
Study in taupe fabrics, using fabrics from Japan and my collection. Taken from Susan Briscoe's wonderful book.
Quilt Design by Susan Briscoe
- 344. Cheryl Birse** Grasmere, NSW
'Bar Code' 246 x 221 cm
Entrant's Top / Commercially Quilted - Large
This Quilt is made up of hundreds of strips of black and white, and shades in between to resemble bar codes. Made with love for my teenage granddaughter, Olivia Rose.
Quilt Design by Cherri House
Machine quilted by Veronica Appleyard, Appleyard Cottage
- 345. Kim Holt** Crows Nest, NSW
'Old But New' 240 x 220 cm
Entrant's Top / Commercially Quilted - Large
Old techniques and blocks made new again with modern fabrics and a contemporary setting. This was a mystery Block of the Month in a Sue Ross class. I strayed outside the lines and decided on setting my blocks with a variety of smaller blocks to add interest.
Quilt Design by Sue Ross
Machine quilted by Karen Terrens, Quilts on Bastings
- 346. Kathleen Jackson** Kincumber, NSW
'Cut Glass With A Splash Of Merlot' 225 x 225 cm
Entrant's Top / Commercially Quilted - Large
Traditional blocks using contemporary Jinny Beyer "Palette" fabric.
Quilt Design by Jacky Hens
Machine quilted by Jan Foster, Red Shed Quilting
- 347. Charlene Cairn** Harden, NSW
'Lives Entwined' 246 x 249 cm
Traditional Machine Quilted - Amateur
Wedding gift for our recently married grandson and his bride. Double Wedding Ring has long been on my 'make someday' list and I took the 'melons' off the edges so as to have only interlocking circles.
- 348. Janet Fenwick** Singleton, NSW
'Rose Point' 246 x 246 cm
Traditional Hand Quilted - Amateur
Inspired by 'Sundial Quilt' from Victoria and Albert Museum, London; exhibited in Brisbane, 2013. Photos from V&A and 'Quilts 1700-1945' were used to design some blocks. Others are my own design.
Antique Quilt c.1797, V&A Museum

349. Jennifer Davis Waitara, NSW
'Jenn Does Mrs B' 242 x 242 cm

Entrant's Top / Commercially Quilted - Large

This quilt is a birthday gift to myself. I wanted to make something traditional, complex, and beautiful, and I wanted it to reflect the way I feel on the inside: a bright, curious, modern kaleidoscope of churning ideas and movement.

Quilt Design by Karen Styles

Machine quilted by Leanne Harvey, Mount Vincent Quilts

350. Merryn Jenkins Rouse Hill, NSW
'My Mandala' 234 x 234 cm

Traditional Hand Quilted - Amateur

This is a hand drafted pieced and quilted quilt. The centre piece is inspired by a Byzantine mosaic. There are eight pointed Stars and Mariners Compasses completing the centre piece square.

351. Catherine Butterworth Lindfield, NSW
'Flowering Star' 224 x 224 cm

Traditional - Professional

It all started with a fussy cut floral star and grew into the traditional broken star quilt layout. The strong rich colours remind me of the colours my Mother used to decorate our family home.

352. Natalie Wall Picton, NSW
'Pathway to India' 236 x 226 cm

Entrant's Top / Commercially Quilted - Large

My more exotic interpretation of Katrina Hadjimichael's "Longbourne" made during workshops with her.

Predominantly using Leesa Chandler's fabric range "Passage to India".

Quilt Design by Katrina Hadjimichael

Machine quilted by Veronica Appleyard, Appleyard Cottage

353. Kathy Doughty & Jan Foster West Ryde, NSW
'New Star' 234 x 227 cm

Traditional - Professional

New Star is a mixture of traditional and modern design aesthetics as well as construction methods. The quilt was made using English Paper Pieced, appliqué and machine piecing. The quilting was a fun collaborative process with Jan Foster of Red Shed Quilt

354. Susan Robbins Little Bay, NSW
'Dresden Doilies Delight' 230 x 230 cm

Entrant's Top / Commercially Quilted - Large

'Dresden Doilies Delight' is a happy explosion of hand appliquéd Dresden plates relating to crochet work. These doilies grew in number and a border was added to contain them. The inspiration came from McCalls Quilting magazine.

Quilt Design by Gerri Robinson

Machine quilted by Sue Rowles, Sue's Top Finish

355. Glenda Boundy Whitebridge, NSW
'Edith Norma' 234 x 234 cm

Entrant's Top / Commercially Quilted - Large

Block of the Month from Margaret's Fabrics, worked in candlewick thread pieced together by machine with heavy lace to add to the embellishment. Beautifully long arm quilted by Jan Foster depicting the candlewick designs to create the pattern in the quilt.

Quilt Design by Margaret's Fabrics

Machine quilted by Jan Foster, Red Shed Quilting

356. Narelle Birchall Cooma, NSW
'Love Entwined' 240 x 240 cm

Predominantly Appliqué - Amateur

Based on 1790's Marriage coverlet featured in Averil Colby's 'Patchwork' where a black and white photograph was the only known image. Original coverlets were not quilted. I have maintained this integrity by simply quilting around the appliqué.

Quilt Design by Esther Aliu

357. Marjory Yip Strathfield South, NSW
'For the Love of Scraps' 245 x 245 cm

Entrant's Top / Commercially Quilted - Large

For over 30 years I have been collecting squares from all the fabrics I have used for quilting. This quilt is the result of quilts I have made and are still making from these squares. Loved this quilt in Brigitte Giblin's Feathering the Nest 2.

Quilt Design by Brigitte Giblin

Machine quilted by Susie Anderson, Leura Quilting

358. Sue Flego & Judi Schon Auckland, NZ
'My Nearly Insane Journey' 245 x 242 cm

Traditional - Professional

'My Nearly Insane Journey' was made from a book entitled Nearly Insane by Liz Lois. Liz found a picture of this quilt in an old bookshop. The original Antique Quilt was made in the 1870's by Salinda Rupp of Pennsylvania.

Antique Quilt c.1870 by Salinda Rupp

359. Jessica Wheelahan East Lindfield, NSW
'The Water on Mars quilt' 290 x 205 cm

Mixed Techniques - Anything Goes!

A textile art piece inspired by the discovery of water on the planet Mars. Featuring fabric hand Shibori dyed by me, improvised piecing of scraps, many mixed types of fabric. Machine and hand quilted.

360. Kerry Dear Newport, NSW
'Seeing Red' 250 x 220 cm

Traditional - Professional

I always wanted to make a Double Wedding Ring Quilt so started off by getting some tips in a Sue Ross class then continued at home using Marti Mitchell Templates. It is coincidentally finished in time for our 30th Wedding Anniversary.

361. Deborah Laurie Forster, NSW
'Paganelli Patsy's Birdland' 236 x 246 cm

Traditional Machine Quilted - Amateur

Jennifer Paganelli's fabric, Mod Girls Patsy has been in my stash for 7 years. I had always imagined birds twirling around in hexagons and now, with a move to Forster NSW and a lovely sewing room, it is a reality.

362. Colleen Harradine Collombatti Rail, NSW
'Hovering Hawks' 240 x 240 cm

Group/Collaborative Quilt

I received a bundle of blocks in a "Block of the Quarter" MANY years ago; thanks Lynn Hewitt, Margaret Stephenson, Erica Spinks, Mercedes Forbes, Sandra Stewart, Cheryle Walker, Judy McIntyre, and Janet Turner. Quilted by Country Quilting, Bellingen.

363. Veronica Appleyard Minto, NSW
'Jane's Garden' 235 x 235 cm

Traditional - Professional

I designed this quilt around a beautiful range of fabrics called 'Era Of Jane Collection'. I love using reproduction fabrics and English Paper Piecing. I enjoyed every aspect of designing and making this quilt. My pattern is available from Appleyard Cottage.

364. Lynn Hewitt Caringbah, NSW
'Well Spotted' 208 x 168 cm

Entrant's Top / Commercially Quilted - Small

This quilt began in a workshop with Chris Jurd and continued for two more years. Anne Singleton machine quilted the background before I appliquéd the blocks. This was such a fun process using only spotted fabrics. Quilt Design by Chris Jurd
Machine quilted by Anne Singleton, ALS Quilting Service

365. Anne Perry Avalon Beach, NSW
'It's Jane Again' 207 x 175 cm

Traditional Hand Quilted - Amateur

Quilter Jane A Stickle would be proud to know her Civil War era quilt 'Sampler' 1863 has gone on to inspire many versions around the world. Over five years I enjoyed the challenge of creating my own 'Dear Jane'. Quilt Design by Brenda Papadakis

366. Adrienne Blair Thirlmere, NSW
'Prussian Dawn' 229 x 229 cm

Traditional Hand Quilted - Amateur

My version of a design by Jennie Osborne. I changed the centre block to one designed by Darlene Christopherson and the shape of the original birds to give, for me, a more pleasing effect. Quilt Design by J Osborne, Centre Block by D Christopherson

367. Maitland Patchwork Quilters East Maitland, NSW
'Maitland Patchwork Quilters 2016 Raffle Quilt' 240 x 240 cm

Group/Collaborative Quilt

Maitland Patchwork Quilters celebrates 30 years in October 2016. Our raffle quilt was donated as a quilt top by Denyse Gormley, from a Karen Cunningham cushion and has been hand quilted by Denyse and other members of our group. Quilt Design by Karen Cunningham

368. Marilyn Hinwood Berry, NSW
'Twists and Turns' 227 x 244 cm

Entrant's Top / Commercially Quilted - Large

While touring beautiful Victoria in Canada, I was tempted to buy a Ricky Timms pattern. After much contemplation, I finally started it in 2014. As I needed a queen size quilt I designed borders to increase the size. Quilt Design by Ricky Timms
Machine quilted by Maxine Sandry, Quilts to the Max

369. Liz Bonner Annandale, NSW
'My Reproduction Scrap Star Quilt' 250 x 220 cm

Traditional Hand Quilted - Amateur

What else do you do with your scraps of reproduction fabric but make a star quilt? In this case using the Heavenly Star traditional block. It was started in 2007 but as usual took me a few years to hand quilt.

370. Robyn Tayler Waldegrave, NSW
'Bouquet for Mary' 273 x 221 cm

Traditional Hand Quilted - Amateur

This quilt is made entirely by hand from a photograph of the original. Some variations have been made to the original design. It contains 5,734 x ¼ inch hexagons and has taken over 6 years to complete.

371. Diane Moody Denistone, NSW
'Adwill Leaves' 290 x 290 cm

Predominantly Appliqué - Amateur

After signing up for Adwill Leaves Block of the Month, I decided not to machine appliqué the leaves, as I did not want to see the leaf shapes from the back. Years later and with a few blocks substituted it's all finished. Quilt Design by Julie Wallace

372. Cheryl Birse Grasmere, NSW
'Red Riot' 285 x 250 cm

Entrant's Top / Commercially Quilted - Large

This quilt is truly a riot of reds. Red squares bordered on two sides with black and careful placement makes them look wiggly. The colour was chosen by my grandson Blake - and made for him with love. Quilt Design by N Bonner & K Whiting
Machine quilted by Veronica Appleyard, Appleyard Cottage

373. Giovanna Cuff Hill Top, NSW
'Japan' 258 x 258 cm

Entrant's Top / Commercially Quilted - Large

I designed this quilt. The inspiration came to me from my love of Japan. It has 100 blocks and my husband ironed every seam for me as I sewed this quilt. Every design was cut with a scalpel and this quilt will always be in memory of my Michael.
Machine quilted by David Hansor, Heartfelt Computer Quilting

374. Gary Butler Figtree, NSW
'Sempervivum' 252 x 247 cm

Traditional Hand Quilted - Amateur

This quilt is in memory of my father. The colours for the quilt come from the wreath of succulents, including species of Sempervivum, that we had for his memorial service. The pattern seemed to reflect both the shape and colours of those succulents. Quilt Design by Kaffe Fassett

375. Cinzia White Gerringong, NSW
'The Wedding Quilt' 256 x 231 cm

Traditional - Professional

This quilt was made for my son and his wife for their wedding last year. It took 18 months to design and piece, two months to free motion quilt all the ditch stitching and two months of hand quilting.

376. Eastwood Patchwork Quilters Elanora Heights, NSW
'Eastwood Mardi Gras' 265 x 214 cm

Group/Collaborative Quilt

Raffle Quilt made by Tuesday, Wednesday and Thursday groups of Eastwood Patchwork and Quilters for their exhibition in 2017. Quilt Design by Kaffe Fassett

- 377. Eastwood Patchwork Quilters** Elanora Heights, NSW
 'Bloomin' Eastwood' 262 x 211 cm
Group/Collaborative Quilt
 Raffle prize made by members of Tuesday, Wednesday and Thursday groups of Eastwood Patchwork Quilters for their exhibition in 2017.
 Quilt Design by Kaffe Fassett
- 378. Janet Browne** Illawong, NSW
 'Butterflies in Bloom' 255 x 218 cm
Predominantly Appliqué - Amateur
 Good teachers encourage their students to fly along their own paths. Thank you, Deborah Louie for inspiring border flights. I am an Itinerant Support Teacher (Hearing) - butterflies cannot hear but they can fly, smell, see, touch and taste.....
 Quilt Design by Deb Louie
- 379. Meredith Budd** Kootingal, NSW
 'Hidden Wells Variation' 250 x 250 cm
Traditional - Professional
 Inspired by the traditional Hidden Wells, I have added an extra element to the design.
- 380. Gweneth Bono** Epping, NSW
 'My Baltimore' 253 x 254 cm
Predominantly Appliqué - Amateur
 A love of appliqué inspired me to attempt a Baltimore quilt. Patterns from Jeana Kimball's 'Reflections of Baltimore' were used for the outer blocks and flowers from those blocks were incorporated into the centre medallion and border.
 Quilt Blocks by Jeana Kimball
- 381. Meredith Budd** Kootingal, NSW
 'Linen and Old Lace' 270 x 270 cm
Traditional - Professional
 Old lace doilies appliquéd to a linen background (wholecloth).
- 382. Leigh Davenport Jurd** Normanhurst, NSW
 'Curvaceous Meadow' 275 x 275 cm
Entrant's Top / Commercially Quilted - Large
 This was a challenge to myself to make a very large, busy quilt with no solid white fabric (my usual style). The fabric is Modern Meadow by Joel Dewberry and the pattern is Curvaceous by QuiltJane. The curved piecing is a new technique for me.
 Quilt Design by Quilt Jane
Machine quilted by Jeannette Bruce, The Quilting Platypus
- 383. Anne Andrews** Surrey Hills, VIC
 'Fruit Salad' 176 x 145 cm
Traditional Hand Quilted - Amateur
 Loved working with the bright fabrics.
- 384. Stephaney Lukunic** Carlingford, NSW
 'Scattered Daisies' 176 x 143 cm
Traditional Machine Quilted - Amateur
 I used hexagonal printed design paper as the basis of the quilt design and 'daisy' placement. Comprises 810 white and 220 coloured hexagons hand pieced together and hand appliquéd to the borders. Quilted using a Janome 7700QCP domestic sewing machine.
- 385. Tegan McKenzie** Penrith South, NSW
 'The 1400' 214 x 178 cm
Traditional Hand Quilted - Amateur
 Constructed of 1400 stretched hexagons, I used English Paper Piecing to hand sew this quilt over 12 months. I added the outside border to make the diamonds appear as if floating. Hand quilted in a neutral thread to allow the fabric colours to shine.
 Quilt Design by Tula Pink
- 386. Elaine Raahauge** Epping, NSW
 'Jacobean Bling' 138 x 138 cm
Mixed Techniques - Anything Goes!
 I took 12 10x10cm designs from Enigma Embroidery and edited them. Each design was quadrupled, re-sized into a 20x20cm block and rotated. The layout is my idea as well as the added bling and border embroidery.
 Embroidery Design by Enigma Embroidery
- 387. Julie Adamson** Mill Park, VIC
 'Time, Sand and Arabesque' 137 x 143 cm
Predominantly Appliqué - Professional
 This quilt is based on a very old Arabic design. The background fabric is 2 ply silk and the appliqué is in batik. Hand appliquéd and hand quilted in silk thread. No adhesives were used in the needle-turn appliqué.
- 388. Carolynne Gordon** Rozelle, NSW
 'Fault Lines' 60 x 99 cm
Art Quilt
 'Fault Lines', inspired by earthquakes, but also a metaphor for family breakdown. Machine pieced in an abstract form. The 'right side' of the centre piece of the quilt is flipped, revealing the underside. Machine quilted. Cotton and linen. Silver coated linen.
- 389. Jenny Bacon** Maryborough, VIC
 'Quartz Reefs and Ironstone Ridges' 61 x 71 cm
Art Quilt
 Abstracted local landscape, with the ironstone ridges that indicate the presence of quartz reefs below.
- 390. Amanda Daly** Kenthurst, NSW
 'On the Reef' 50 x 80 cm
Pictorial Quilt
 Raw edge appliquéd and heavily embellished, the fantasy coral reef is the backdrop for the majestic Turtle.

Photography Policy: Please respect our members' copyright.

Quilt photography is permitted for personal use only. Images must NOT be published online or in other media unless you have consent of the relevant quilt maker.
 If you wish to photograph and publish for commercial purposes, please apply to the Membership desk for special permission.

Index of Exhibitors

Adamson, Julie	387	Cormack, Margaret	113, 337	Hadjimichael, Katrina	129
Aitken, Liz	4, 128	Corry, Sandy	45, 51	Haerland, Kay	33, 43
Akehurst, Linda & Sharon Andrews	141, 277	Cross, Wendy	68, 74	Hall, Alvena	15
Alexander, Marion	250	Crouch, Linda	11	Hammond, Fiona	60
Aliu, Esther	239	Cuff, Giovanna	373	Harding, Julie	52, 109
Anderson, Jenny	185	Da Mata, Carolina	105	Harradine, Eve	209
Andrews, Anne	383	Dacombe, Molly	216	Harradine, Ruth	210
Anonymous	56	Daly, Amanda	240, 390	Harradine, Colleen	362
Appleyard, Veronica	363	Davie, Heather	267, 309	Harris, Tyarn	211
Arita, Keiko	180	Davies, Lisa	38	Harris, Robyn	278
Arnold, Iris	205	Davies, Petal	106	Hart, Vicki	222
Arnold, Lola	212	Davis, Carolyn	94, 238	Harvey, Leanne	237, 295
Aubin, Denise	298	Davis, Jennifer	254, 349	Hastings, Rebecca	324, 332
Babidge, Catherine	17, 249	Day, Judy	40	Henderson, Neroli	86, 87
Bacon, Jenny	59, 389	de Vanny, Sue	6	Henriksson, Philomena	319
Barn Quilters	164	Dear, Kerry	360	Hewitt, Lynn	149, 364
Barracrough, Jo	196, 275	Denham, Lorna	221, 241	Hinwood, Verity	218, 233
Barton, Tonia	252	Denneny, Rachelle	273, 293	Hinwood, Marilyn	368
Barton, Jacky	266	Dennis, Sue	182	Hockey, Ele	8
Beer, Sheila	2	Dixon, Janine	97	Hoffman, Birgit	316
Berwick, Chris	66	Dodds, Jann	147	Holt, Kim	345
Betts, Belinda	161	Donaldson, Valerie	186	Hooworth, Judy	72
Birchall, Narelle	356	Donovan, Sandra	322	Hosie, Jessie	197, 242
Bird, Lynne	157, 162	Doughty, Kathy	310	Hoswell, Penelope	28
Birse, Cheryl	344, 372	Doughty, Kathy & Jan Foster	353	Hunter, Beverly	168, 235
Blair, Adrienne	247, 366	Duddle, Janice	160	Hunters Hill Quilters	285, 334
Bonner, Liz	223, 369	Eastwood Patchwork Quilters	376, 377	Ibbotson, Anne	280, 287
Bono, Gweneth	380	Eves, Robyn	71	Inoue, Kiyoo	22
Boundy, Glenda	118, 355	Fairholme Quilters	225	Jack Coupland, Cathy	92
Bowdler, Patricia	102	Fenwick, Jennifer	120	Jackson, Kathleen	346
Bracey, Di	65	Fenwick, Janet	348	James, Bob	236, 262
Brown, Anna	89, 98	Fielke, Sarah	289	Jenkin, Vicki	142
Brown, Anita	144, 171	Firth, Dianne	75, 190	Jenkins, Merryn	350
Browne, Janet	378	Flego, Sue & Judi Schon	358	Jobbins, Di	5, 67
Budd, Meredith	379, 381	Fleming, Trish	44, 83	Johns, Trudy	24, 178
Butler, Gary	325, 374	Fulham, Judith	296	Johnston, Dianne	288
Butterworth, Catherine	229, 351	Furniss, Pam	14	Jones, Ruth	323
Cairn, Charlene	95, 347	Garton, Valerie	136, 279	Jurd, Chris	188, 244
Campbell, Eileen	114	Gibson, Shirley	313	Jurd, Leigh Davenport	339, 382
Cardie, Jan	30	Ginis, Dianne	125, 312	Kearns, Dianne	297, 333
Cashman, Rae	103	Godden, Helen	79, 166	Kelly, Shelley	27
Cashman, Rae & Jo-Ann Phillips	230	Godden, Pat	111	Kelly, June	78, 132
Cheng, Selina	253, 256	Gordon, Carolynne	193, 388	Kelly, Sandra	320, 326
Chilton, Jillian	248	Gower, Barbara	169, 181	Kennedy, Julie	303
Clee, Dorothy	8	Grace, Pauline	104	Kennewell, Ingrid	198, 311
Cody, Susanne	133, 187	Graff, Maree	340	Kirkby, Jennifer	302
Collins, Carolyn	5	Griffiths, Denise	191	Klompe, Isabella	69
Cook, Joy	126, 321	Groves, Diane	314, 315	Knudsen, Stephanie	199
Cook, Lois	220			Krige, Bernice	3, 19
				Laird, Suzanne	112
				Laird, Sandra	338

Lambie, Nickel	208	Noonan, Prunella	90, 194	Smith, Brenda Gael	37, 42
Langhorne, Rhonda	1, 99	North, Pamela	328	Smith, Emma	259
Laurie, Deborah	361	Novocastrian Quilters Inc.	270	Smithers, Annemarie	41, 299
Law, Michelle	48	Nutt, Wendy	10, 76	Springwood Community Quilt Show Committee	124
Lewis, Scarlett	204	O'Connor, Jill	138	Stacy, Miriam	291
Lindsay, Susan	117, 231	Orr, Meg	268	Steele, Linda	36
Line, Yvonne	55, 63	Oxley, Joyce	257	Stuart, Louise	101
Lloyd, Lorraine	306	Parker, Lorraine	16, 61	Sullivan, Carolyn	47, 100
Locke, Sofia	213	Parkinson, Bryn	202	SYDModSquad	304
Lopez, Maria Jose	234	Parkinson, Nancy	217	Syrett, Margy	131
Louie, Deborah	226, 243	Paul, Yvonne	331	Tayler, Robyn	370
Lukunic, Stephaney	150, 384	Payne, Jan	163	Teager, Maureen	96, 134
Lyons, Sandra	88	Pearce, Merelyn	57	Terrens, Karen	258, 262
Maitland Patchwork Quilters	367	Perry, Anne	365	Thomson, Judith	53
Malone, Karen	335	Peterson, Lisa	286	Thorncraft, Kathy	110, 135
Mansfield, Peggy	318	Porter, Rachael	148	Thrift, Lynette	174
Manwaring, Megan	175	Porter, Catherine	189	Timmins, Chris	49
Mar, Wailyn	116, 192	Power, Susan	165, 228	Timmins, Carol	140
Martin, Ginevra	184	Raahauge, Elaine	386	Tyler, Mandie	153
Martin, Maureen	341	Rachael Daisy	195, 283	Uriarte, Lorena	154, 342
Marvig, Michelle	292	Radzevicius, Barbara	151	Veness, Susan	50, 50
Marvig, Michelle & Belinda Betts	251	Ramsay, Jennifer	115, 152	Waite, Casey	93
Mason, Beverly	264	Rankmore, Therese	119	Waite, Elijah	206
Massie, Daphne	308	Reynolds, Joan	35, 274	Wall, Natalie	352
Matter, Françoise	176	Ritson, Kerry	26, 85	Wallace, Margaret	31, 173
McDonald, Margaret	155	Robbins, Susan	354	Wallbridge, Glenys	145
McDonald, Margaret & Susan Campbell	272	Roberts, Jennifer	108, 137	Walton, Lisa	46, 70
McKenzie, Tegan	227, 385	Roberts, Marianne	167, 300	Waples, Glen	172, 177
McPadden, Joy	25, 82	Robertson, Karen	23, 29	Westmacott, Pamela	219
McPherson, Kyeen	13, 21	Robson, Dale	7, 20	Wheelahan, Jessica	130, 359
Mellor, Barbara	91, 179	Rofe, Jenny	32	Whellum, Wendy	281, 281
Merriel, Shirley	307	Rona, Judith	80, 200	White, Julie	121, 127
Middleton, Heather	158	Rose, Elizabeth	77	White, Cinzia	269, 375
Millar, Margaret	284	Russell, Pam	9, 146	Widders, Grace	123, 276
Miller, Beth	183	Sadleir, Gail	18, 122	Wild, Wendy	107, 139
Miller, Susan	255	Scott, Felicity	34	Willett, Heather	159
Miller, Robyn	261	Scott, Angus	203, 215	Williams, Mary E	54
Moody, Diane	371	Serong, Chris & Desley Maisano	263	Williams, Stella	201
Moult, Liesel	290, 330	Shayler, Lyn	343	Williams, Wendy	170, 327
Murray, Kay	232, 329	Sheils, Seth	207	Williams, Jill	271
Nguyen, Tan	156, 246	Shipton, Robyn	143	Williams, Yvonne	84
Nikoleski, Judi	62, 64	Simon, Kayley	214	Wise, Glenda	39, 73
Nikolovski, Lynda	282, 317	Singleton, Anne	245	Woodward, Jenny	224, 294
		Sivour, Kim	260, 301	Yip, Marjory	305, 357

Meet the Teacher Timetable

Thursday June 23

	Technique	Demonstrator
10.00am – 12 noon	Hand Appliqué Quilt-as-you-Go	Linda Butcher Meg Orr
2.00pm – 4.00 pm	Foundation Piecing	Wendy Nutt

Friday June 24

	Technique	Demonstrator
10.00am – 12 noon	Thread Painting	Cathy Jack Coupland
2.00pm – 4.00 pm	Foundation Piecing Foundation Piecing in Miniature	Chris Jurd Bob James

Saturday June 25

	Technique	Demonstrator
10.00am – 12 noon	Machine Appliqué and Quilt-as-you-Go Creative Cutting	Pam Furniss Therese Rankmore
2.00pm – 4.00 pm	Raw Edge Appliqué String Piecing	Amanda Daly Megan Manwaring

Sunday June 26

	Technique	Demonstrator
10.00am – 12 noon	Hand Quilting Finishing Your Quilt Hand Piecing	Shirley Gibson Lynn Hewitt Merryn Jenkins
2.00pm – 4.00 pm	Machine Quilting Sewing with Felt	Jan Foster Brenda Gael Smith

KidSkills

A free activity, operating Saturday & Sunday

Introducing children to the delights of colour, fabric and block designs. This year there is the opportunity for kids to try sewing on a BERNINA machine, Simply Red 215. Any patches sewn together will be made into a quilt for a children's charity.

Saturday & Sunday: 10.00am – 12 noon and 1.00pm – 3.00pm

Commercial Quilters

This list contains only those commercial quilters who are members of The Quilters' Guild of NSW Inc. and whose work features in the exhibition.

Quilter	Business Name	Suburb/City	Phone
Anne & Nick MacGee	Country Quilting	Bellingen	02 6655 1711
Anne Singleton	ALS Quilting Service	Caringbah	02 9524 4303
Barbara Cowan	The Quilt Connection	Aspley, QLD	07 3862 8797
Belinda Betts	Eucalypt Ridge Quilting	Orange	02 6365 8205
Bhajan Atwal		Faulconbridge	02 4751 7511
Birgit Hoffman	Black Sheep Quilting	Narellan Vale	0412 077 421
Cathie Calvert	Lake Edge Quilting	Teralba	0417 236 980
Cathy Davies	The Quilt Studio Gold Coast	Bonogin, QLD	07 5530 6730
David Hansor	Heartfelt Computer Quilting	Moss Vale	02 4868 1596
Diane Holmes	J & D Quilting Service	Lisarow	0409 983 898
Emi Watson	Emi's Patch	Eastwood	02 9873 6616
Emma Smith	Quilting at Mt Colah	Mt Colah	02 9482 4537
Helen Godden	HelenGodden.com	Latham, ACT	0419 647 660
Irene Andrews	Irene Andrews Quilting	Wollongong	0402 848 353
Jan Foster	Red Shed Quilting	Gorokan	02 4394 0904
Jane Davidson	Want It, Need It, Quilt!	Albany Creek, QLD	0411 959 768
Jayne Rennie	Quilting Finesse	Avalon	0413 756 844
Jeanette Bruce	The Quilting Platypus	Bombala	02 6458 7120
Jo-Ann Phillips	Quiltwise	North Turrumurra	02 9144 7650
Judi Schon		Auckland, NZ	+64 0212 508352
Karen Terrens	Quilts on Bastings	Northcote, VIC	0428 499 727
Kay Murray	Kay & Quilting	Eastwood	0425 235 713
Kay White	Kay's Quilts	Coal Point	0408 616 629
Kerry Desmond	Florabella Quilting	Johns River	0448 282 517
Leanne Harvey	Mount Vincent Quilts	Mt Vincent	02 4938 0425
Leisel Cotterill	Leisel's Machine Quilting Service	Wentworth	0400 077 131
Louise Baker	Quilted Threads	Thornton	02 4933 9944
Maxine Sandry	Quilts to the Max	Cambewarra	0431 455 494
Sandra Kelly	Art N Quilting Studio	Sandy Beach	02 6656 0788
Sue Olma	So She Quilts	Marayong	0413 366 537
Sue Rowles	Sue's Top Finish	Newtown	0413 338 763
Susan Campbell	Rowdy Flat Quilting	Yackandandah, VIC	03 6027 1387
Susie Anderson	Leura Quilting	Leura	0418 461 403
Tina Stephan	Quilting by the Beach	North Narrabeen	0414 999 724
Verna Horwood	Precious Heirlooms Quilting Service	St Georges Basin	0419 486 360
Veronica Appleyard	Appleyard Cottage	Minto	0407 416 053
Virginia Wise	The Shire Quiltery	GyMEA Bay	02 9531 0282

Quilts by Category

AMATEUR

1. **Traditional Hand Quilted:** 101, 143, 151, 160, 171, 174, 220, 234, 235, 247, 249, 325, 341, 343, 348, 350, 365, 366, 369, 370, 374, 383, 385
2. **Traditional Machine Quilted:** 107, 122, 126, 128, 140, 145, 146, 147, 150, 158, 198, 223, 242, 248, 250, 254, 299, 308, 311, 319, 321, 323, 339, 347, 361, 384
3. **Predominantly Appliqué:** 4, 105, 112, 136, 168, 194, 217, 252, 261, 264, 279, 356, 371, 378, 380
4. **Small or Wall Quilt:** 1, 2, 3, 17, 19, 22, 35, 38, 39, 41, 48, 65, 66, 67, 68, 69, 73, 74, 80, 83, 85, 93, 94, 95, 102, 120, 176, 180

PROFESSIONAL

5. **Traditional :** 132, 134, 142, 149, 152, 161, 167, 224, 229, 230, 232, 236, 237, 240, 245, 259, 263, 265, 269, 272, 275, 281, 282, 293, 301, 320, 326, 337, 338, 351, 353, 358, 360, 363, 375, 379, 381
6. **Predominantly Appliqué:** 113, 114, 133, 196, 218, 239, 243, 260, 313, 329, 387
7. **Small or Wall Quilt:** 10, 11, 13, 14, 21, 23, 37, 40, 57, 59, 75, 77, 78, 84, 169, 170, 172, 175, 177, 178, 179, 187, 188, 189

OPEN

8. **Mixed Techniques - Anything Goes!:** 6, 8, 16, 43, 44, 46, 47, 51, 70, 79, 90, 91, 191, 231, 233, 238, 262, 283, 298, 327, 359, 386
9. **Miniature:** 24, 25, 26, 27, 28, 29, 30, 31, 32, 33, 34
10. **Art Quilt:** 9, 15, 42, 50, 53, 54, 55, 56, 58, 60, 61, 62, 63, 71, 72, 82, 86, 89, 92, 98, 100, 181, 182, 190, 200, 276, 284, 388, 389
11. **Pictorial Quilt:** 7, 18, 20, 36, 45, 52, 64, 81, 87, 88, 106, 110, 166, 173, 183, 330, 390
12. **Group/Collaborative Quilt:** 124, 164, 225, 270, 285, 304, 322, 334, 362, 367, 376, 377
13. **Modern:** 5, 49, 76, 96, 97, 99, 104, 109, 119, 123, 130, 135, 138, 139, 141, 144, 154, 184, 185, 193, 195, 199, 226, 227, 244, 251, 253, 256, 258, 273, 277, 290, 294, 295, 300, 316, 317, 332, 335
- 14.1. **Entrant's Top / Commercially Quilted - Large:** 216, 255, 257, 271, 286, 287, 288, 289, 291, 292, 296, 297, 302, 303, 305, 306, 307, 309, 310, 312, 314, 315, 318, 324, 328, 333, 336, 340, 342, 344, 345, 346, 349, 352, 354, 355, 357, 368, 372, 373, 382
- 14.2. **Entrant's Top / Commercially Quilted - Small:** 103, 108, 111, 115, 116, 118, 121, 125, 127, 129, 131, 137, 148, 153, 155, 156, 159, 163, 165, 186, 192, 219, 221, 222, 228, 241, 246, 266, 267, 268, 274, 278, 280, 331, 364

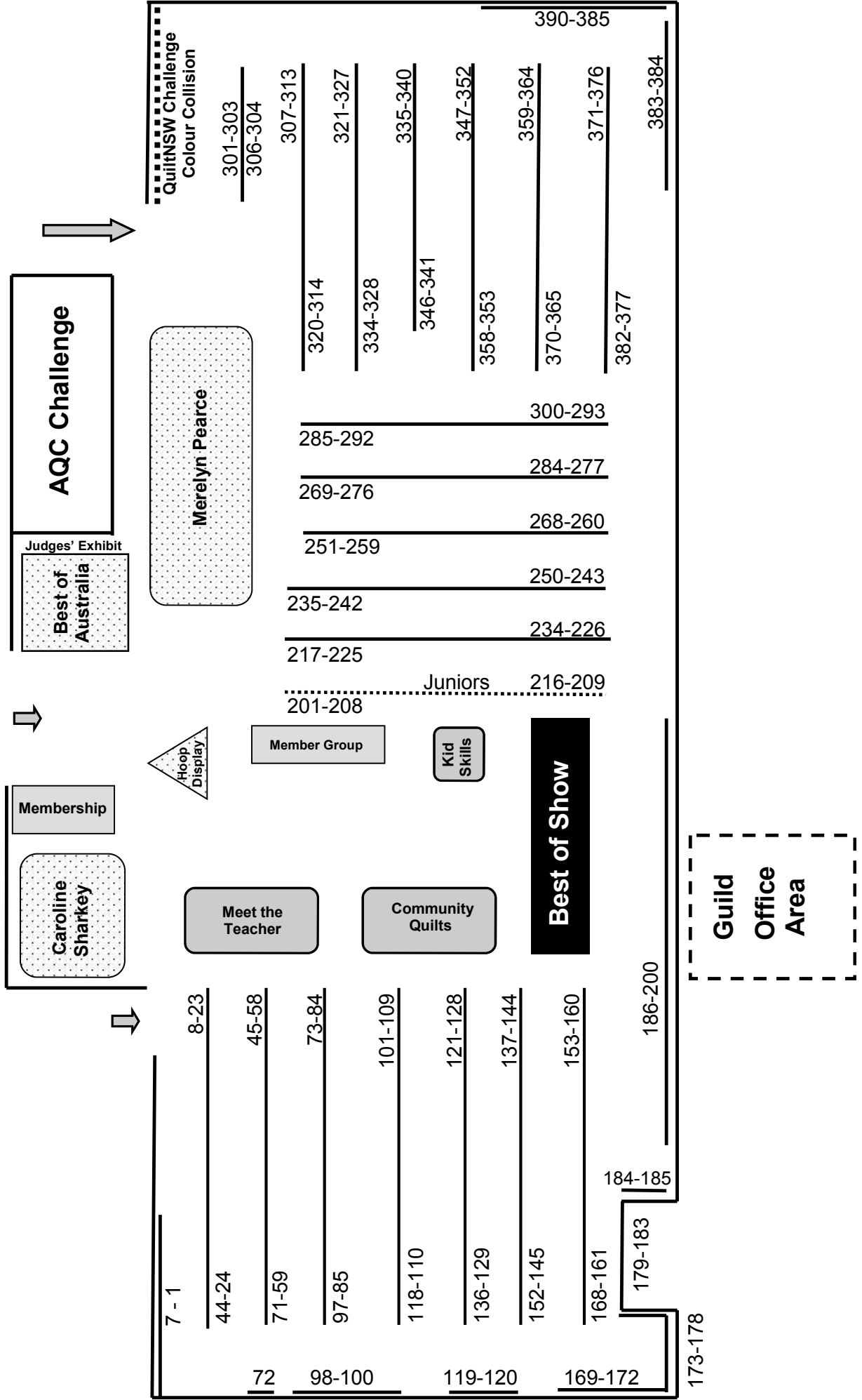
JUNIOR

16. **Junior Member A (up to Year 6):** 202, 203, 204, 205, 206, 207, 208, 212, 215
17. **Junior Member B (Year 7-12):** 201, 209, 210, 211, 213, 214

DISPLAY ONLY

0. **Display Only:** 117, 157, 162, 197

Exhibition Layout: Sydney Quilt Show 2016



Join **QuiltNSW** and enjoy these member benefits and activities:

- Meet and mix with a community of like-minded people who have a passion for fabric, patchwork and quilting
- Six general meetings per year featuring demonstrations, guest speakers, shop and hand sewing time
- Pop Up sewing days across Sydney
- Quarterly newsletter, "The Template"
- Borrow patchwork and quilting books from our extensive library
- Attend workshops with local and international tutors
- Quilt valuation service
- Annual Country Meeting
- Enter 1 or 2 of your quilts into the members' only exhibition at the Sydney Quilt Show
- Sew all weekend at the Annual Retreat
- Access to our Scholarship program
- Country Tutor program for member groups
- Group Insurance for member groups
- Programs for: Teacher Accreditation, Judging and Quilt Valuations
- Make quilts for charity
- Friday Showcase – a quilter's journey
- Annual themed and judged quilt challenge
- Quilt Study Group meetings


Exhibitions:

- Annual Sydney Quilt Show is a members' only exhibition featuring hundreds of quilts. Enjoy the Best of Australia Quilts and special displays by guest exhibitors
- Other special exhibitions

Membership categories:

Individual, university student, family, junior, group and international

SIGN UP ONLINE OR AT THE MEMBERSHIP DESK TODAY!



QuiltNSW

The Quilters' Guild of NSW Inc
Level 5, 276 Pitt St Sydney NSW 2000 - 02 9283 3737
office@quiltsw.com - www.quiltsw.com