

TEACHER ACCREDITATION

What is it?

The Teacher Accreditation program was established to recognise competent teaching skills in quiltmaking and associated special techniques.

On completing of either Program A or B you will be an **Accredited Teacher of Patchwork and Quilting**.

On completion of Program C you will be an **Accredited Teacher – Special Techniques**.

Who tests the teachers?

Accredited teachers who have been through the program.

What are the benefits?

Accreditation denotes a measure of achievement to a recognised standard.

Upon completion,

- ☒ you will be presented with a certificate.
- ☒ you will be entitled to use the title *Quilters' Guild of NSW Inc. Accredited Teacher* and the initials QGAT professionally.

- ☒ the accreditation can be used as proof of your expertise and competence.

- ☒ your name will be included on the list of Accredited Teachers which is supplied on request.

- ☒ your accreditation will be recognised in other states where reciprocal agreements exist – partial or full exemption may be granted, elsewhere.

A - Full Program

Applicants do not need to be currently teaching beginners – assessment is made only on your ability to do so. Quiltmakers from all parts of Australia have successfully gained their accreditation through this scheme. All work for the early stages is done by correspondence but you must visit Sydney for the final interview, which will be timed to suit the travel plans of country and interstate applicants.

Basic skills are defined as drafting, template making, piecing, appliqué, quilt assembly, quilting and edge finishing. Competency in all areas is considered necessary to teach quiltmaking to beginners.

Many teachers already have skills beyond the basics and currently teach only advanced and specialist classes. These additional skills are not applicable to this program – only your underlying basic skills are assessed.



Help from a personal adviser

You will be assigned a Quilters' Guild of NSW accredited teacher who will be your personal advisor and mentor until you complete the full program.



How long does it take?

Following successful completion of Stage 1 and acceptance into the program, you have 12 months in which to complete all stages.

A - Full Program (cont.)

Who can apply?


- ☒ Quilters' Guild of NSW Inc. members
- ☒ experienced teachers
- ☒ quiltmakers new to teaching
- ☒ those thinking of becoming a teacher
- ☒ professional and amateur quiltmakers
- ☒ hand and machine quiltmakers



How much does it cost?

For the **Full Program**, the **\$60** fee is payable with submission of your Stage 1 samples.

For **Fast Tracking** and **Special Techniques**, the **\$30** fee is payable with your initial submission.




How to proceed for all three programs

Simply telephone, email, or write to the Teacher Accreditation Coordinator for a copy of the Stage 1 requirements.

You are not obliged in any way to proceed immediately – start when it suits you.

If you decide to go no further, keep the information for future reference, or pass it on to a friend.



B - Fast Tracking

If you have accreditation from another quilt guild, or you are a quilting teacher, you may be eligible to by-pass the preliminary stages of the full program.

Apply in writing to the Teacher Accreditation Coordinator, detailing your qualification (if applicable) and the procedure by which it was received.

Provide curriculum vitae of your teaching experience and patchwork interests.

Without previous accreditation, you will also be required to demonstrate your skills in two stages:

STAGE 1 - Technical Skills as shown by your own quiltmaking. You must be able to:

- ♦ draft a block any size
- ♦ make accurate templates
- ♦ piece precisely
- ♦ know various methods of appliqué.

Submit samples and detailed photographs of your work and pay the fee of \$30.

STAGE 2 – Communication and teaching skills – requires your attendance at a personal interview, if possible.

In addition, you must make available for inspection a selection of finished quilts, made wholly by you (not a friendship quilt, for instance).

Note: ✓ All applicants are required to have broad general knowledge in *all* areas of basic patchwork and quilting.

✓ Calculations and measurements can be in either imperial or metric.

✓ Either hand or machine techniques, or a combination of both, can be used in the samples you submit and in the beginners' teaching course.

C - Special Techniques

If you teach an advanced technique or techniques closely associated with patchwork and quilting, rather than general quiltmaking, you can apply for accreditation through this new program.

STAGE 1:

- ♦ Apply in writing to the Teacher Accreditation Coordinator, providing a comprehensive resume of your teaching experience.
- ♦ Send a cheque for the fee of \$30, made payable to The Quilters' Guild of NSW Inc.

STAGE 2:

Consists of a personal interview with the Teacher Accreditation subcommittee, for the presentation of class notes, class samples and examples of your finished work. This interview will be timed to suit the travel plans of country and interstate applicants.

Note: ✓ As each application for this program is assessed on its merits, it is vital that you provide adequate evidence of your technical skills in your chosen technique/s.

All accredited teachers are expected to contribute to the ongoing success of the Teacher Accreditation programs, by adhering to the Code of Practice, by assisting in the full program (a) as an assessor or adviser to future applicants if accredited in Patchwork and Quilting, and perhaps by being part of the subcommittee at some time in the future.

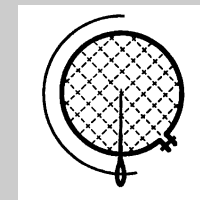


Teacher Accreditation

A - Full Program

B - Fast Tracking

C - Special Techniques



The Quilters' Guild of NSW Inc.

May 2006

Teacher Accreditation Coordinator:
Rhonda Taylor
accreditation@quiltersguildnsw.com